



EL & EL Wood Products
INTERIOR DOOR COLLECTION



Millwork that creates distinction.

At EL & EL Wood Products it is all about the details. There are many alternatives when it comes to choosing a new entryway for your home. When you choose an EL & EL Interior Door it's all about the options.

EL & EL and our partners have come together to offer the most comprehensive line of Interior Door Units in the marketplace today. Choose from Simpson, Masonite, Trimlite or CoxUSA styles in your choice of a variety of different species that are available in a multiplicity of sizes to best suit your needs.

We offer options to fit any budget and choosing one of our door designs is the first step in creating a beautiful doorway that can provide exactly the look you want for your home.

EL & EL understands that your home is a reflection of who you are. That's why we've designed a range of doors and glass options to help express a character that is undeniably yours.



Add Some Details To Your Home

Barn Doors.....	4	CoxUSA Dividers	11
Shaker Doors	5	Simpson Doors	12-13
Barn Door Hardware	6-7	Knotty & Superior Alder Doors	14-15
Masonite Molded Collection.....	8-9	Knotty & Clear Pine Doors.....	16
Decorative Glass Doors	10	Louver, Plantation Louver & Shutter Doors	17
Frameless Glass Trolley Kit	10		



Interior Doors

Barn Doors



Why Choose EL&EL Wood Products Premium Barn Doors?

Each EL&EL Wood Products barn door is built with authentic stile and rail construction by hand. Our barn doors are built solid and authentic, putting them in a league of their own.

Full Sized Mulls

Our barn doors have center/cross mulls that are full thickness making sure that the stile meets flush at the stile and rail joints for a truly custom finish.

Deeper V-Grooves

Our V-Grooves are deeper than alternatives. This was devised to accentuate the plank style and design that our customers crave.

Separate Panels

Distinct 3/4" edge glued panels. Creates a door that is timeless and beautiful.

Time Proven Beauty,

Created with the care and craftsmanship to match, our barn doors are here to stay.

Available In Multiple Sizes

2⁶, 3⁰, 3⁶, x 7⁰, 8⁰
1 1/8" thick



180 PLK

181 PLK

183 PLK

Available in 3 Species



Knotty Alder
(shown above)

Knotty Pine

Primed MDF

Barn Door Hardware Also Available



pg. 6

pg. 6

pg. 7





Premium Primed Square and Ovolo Sticking

Available 1 3/4", 3/4" flat panel, square only*

70" doors only available in 1 3/8"



SH720*
6'8", 7'0", 8'0"

SH782*
6'8", 7'0", 8'0"


SH730*
6'8", 7'0", 8'0"

Square Sticking Only



SH760
6'8", 8'0"

SH755
6'8", 8'0"

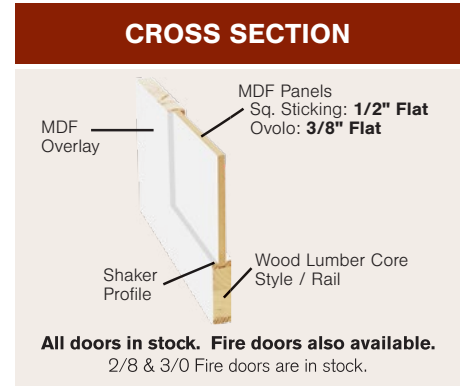


SHBF720
6'8", 7'0", 8'0"

SHBF782
6'8", 7'0", 8'0"

SHBF730
6'8", 7'0", 8'0"

SHBF755
6'8"



Vertical Grain Doug Fir Square and Ovolo Sticking

Traditional Craftsman Style

◆ Clean, Simple Lines ◆ Flat Rectangular Panels

Bifolds 6'8" only



SF720
6'8", 8'0"

SF782
6'8", 8'0"

SF760
6'8"

SFBF720
6'8"

SFBF782
6'8"

SFBF760
6'8"

White Lami Primed Shaker

Available 1 3/8", Square Sticking



PSWL1
6'8", 7'0", 8'0"

PSWLD3
6'8"


PSWLD5
6'8"





Ultra Modern Series

simple minimalist design



Ultra Modern Series Features:

- Solid Stainless Steel
- Powder Coated Black
- Maximum finished opening width: 48"
- Maximum door thickness: 1¾"
- One opening per track hardware kit
- Maximum track length available: 103"



Builders Series

your affordable solution



Builders Series Features:

- Maximum finished opening width: 96"
- Maximum door thickness: 1¾"
- Maximum door weight: 225 lbs.
- Black, Bronze, Silver are powder coated steel.
- One opening per track hardware kit
- Track lengths: 55", 67", 79", 91", 103"



Rustic Black Hardware
181PLK Door (page 18)

Rustic Series

the authentic rustic look



Rustic Series Features:

- Powder coated steel finishes: Silver, Black, Rustic Brown, and Architectural Bronze
- Maximum door weight: 400 lbs.
- Maximum door thickness: 2 1/4"
- Bypass hardware kits available
- Decorative accent plates available in a variety of styles.
- Maximum track length available: 8 ft.



Stainless Steel Hardware
White Silk Door (page 14)

Stainless Steel

clean modern lines



Stainless Steel Features:

- Solid stainless steel
- Brushed finish
- Maximum door weight: 400 lbs.
- Great for exterior or high moisture areas
- Maximum door thickness: 2 1/4"
- Bypass hardware kits available
- Maximum track length available: 8 ft.



Interior Doors

Masonite Molded Collection



FIND YOUR UNIQUE STYLE & TRANSFORM YOUR HOME

Introducing Masonite Classics™ Series, Heritage® Series, Select™ Series, and the West End Collection. Four distinct categories that make it easy to find the doors that match your unique style.

For 90 years, Masonite has been committed to creating quality products that enhance the beauty and functionality of your home.

Classics™ Series

Finger Joint or Fiberboard Stiles, also available as bifold doors



HFJ4PS



HFJ6PS



HFJ2PS




HFJRS



HFJATS



Birch Veneer



Primed White



Heritage® Series

Finger Joint Stiles, also available as bifold doors



Lincoln Park™ Logan™ Winslow™

West End Collection®

Finger Joint Stiles



Melrose® Berkley®

Livingston™

Finger Joint Stiles




Livingston

Select™ Series

Finger Joint Stiles, also available as bifold doors



Cheyenne® Riverside®



Interior Doors

Decorative Glass & Frameless Trolley Kit

Decorative Glass Doors provide the perfect introduction into any room of your house. You choose the look, statement, style, and make your home "just perfect" for you.



Decorative Glass Door Collection



Pantry



1/2" Narrow Reed



Mirror (2-sided)



Satin Etched



Harvest



Diffused White Lami

Frameless Glass Trolley Kit

All pieces are included in this kit for easy installation.

KIT INCLUDES:

Track & Hanger • 304 brushed stainless steel

Hangers • Nylon coated stainless steel wheels

Glass Panel • Acid Etched 2 Sides (*fingerprnt resistant*)

Thickness • 3/8"

Weight • up to 250 lbs

Mounting Hardware Included

Wall Brackets

Bottom Guide

Finger Pull

Track Stops

Hardware pieces

Sizes Available:

Finished Opening (Net Glass Size)

32" x 80" (36" x 81")

36" x 80" (40" x 81")

36" x 96" (40" x 97")

42" x 80" (46" x 81")

Standards:

ANSI/BHMA 156.14 (Grade 1) compliant



Stop & Hanger



Hanger & Glass





Satin Aluminum with White Lami Glass

Dividers Sliding Passage Door

The dividers sliding passage door is a system that can be mounted to a surface of a wall with no floor tracks required. The versatility of the sliding passage door system combines the functionality and safety of a trackless door system. The sliding passage door system is ideal for dividing small spaces and creating new and unique rooms such as a study, a retreat, a private nook and most often a master bedroom en suite - popular spaces in today's contemporary homes.

Panel Systems available in:

- Single • Double
- Triple • Quad

4 Standard Glass

Options Available:

- Mirror • Black Painted Glass
- White Lami • Polar White

Offered In

4 Standard Frame Finishes:

- Black • White
- Java • Satin Aluminum

Maximum panel weight:

150 lbs.

Complies with ADA standards for push/pull force

Latches and pulls for privacy and passage applications

Simple To Install

MADE IN AMERICA



Black with Mirror Glass

Sliding Closet Doors

The dividers sliding closet door combines the functionality of a standard closet door with the aesthetics of a contemporary wardrobe door. This system can be mounted under a header or to a ceiling. Concealed bottom rollers adjust to accommodate out of square openings. This quality closet door system uses ball bearing twin wheel top guides for smooth operation and ball bearing bottom rollers with internal gears that provide a maximum height adjustment of 7/8".

All the same features as the Dividers Sliding Passage Door, as well as:

Choose from 4 decorative rail options:

- 2-lite • 3-lite
- 4-lite • 5-lite

Standard or ADA compliant track systems

Concealed bottom rollers adjust to accommodate out of square openings

200 lbs. maximum panel weight

FRENCH DOORS

All French doors are stocked in Douglas fir or Redi-Prime® (as noted) with 1/8" SG, 1 3/8" thick, 6'8" height unless otherwise noted, widths as indicated. All Simpson interior doors carry a 10-year warranty.



1501
Glass: clear or white laminate glass
Widths: 2'0", 2'4", 2'6", 2'8", 3'0" x 6'8"; 2'6", 3'0" x 8'0"



1501 SHAKER
Glass: clear or white laminate glass
Widths: 2'0", 2'4", 2'6", 2'8", 3'0" x 6'8"; 2'6", 3'0" x 8'0"



1309
Widths: 2'0", 2'4", 2'6", 2'8", 3'0" x 6'8"



1310
Widths: 2'0", 2'4", 2'6", 2'8", 3'0" x 6'8"



1590 PANTRY
Widths: 2'0", 2'4", 2'6" x 6'8"



1592 WHEAT
Widths: 2'0", 2'4", 2'6" x 6'8"



8001 REDI-PRIME®
Widths: 2'0", 2'4", 2'6", 2'8", 3'0" x 6'8"; 2'0", 2'4", 2'6", 2'8", 3'0" x 8'0"




8010 / 8012 REDI-PRIME®
Widths: 2'0", 2'4", 2'6", 2'8", 3'0" x 6'8"; 2'0", 2'4", 2'6", 2'8", 3'0" x 8'0"




8490 REDI-PRIME® PANTRY
Widths: 2'4", 2'6" x 6'8"; 2'0", 2'4", 2'6" x 8'0" with panel bottom



8492 REDI-PRIME® WHEAT
Widths: 2'4", 2'6" x 6'8"; 2'0", 2'4", 2'6" x 8'0" with panel bottom



1603 SHAKER CONTEMPORARY
Glass: clear or white laminate glass
Widths: 2'0", 2'4", 2'6" 2'8" 3'0" x 6'8"



1605 SHAKER CONTEMPORARY
Glass: clear or white laminate glass
Widths: 2'0", 2'4", 2'6" 2'8" 3'0" x 6'8"



EXPLORE OUR ONLINE TOOLS AT
SIMPSONDOOR.COM/DOORMAGINATION

- TEST DRIVE A DOOR
- GLASS TASTE TEST
- WOOD SELECTOR



DISTRIBUTED BY
EL & EL Wood Products
Millwork that creates distinction.

RAISED PANEL DOORS

All raised panel doors are stocked in Douglas fir with a $\frac{3}{4}$ " double hip-raised panel, $1\frac{3}{8}$ " thick, 6'8" height and widths as indicated. All Simpson interior doors carry a 10-year warranty.



44
Widths: 1'6", 1'8", 1'10",
2'0", 2'2", 2'4", 2'6", 2'8",
3'0" x 6'8"




55
Widths: 1'6", 2'0", 2'4",
2'6", 2'8", 3'0" x 6'8"



66
Widths: 1'6", 1'8", 1'10",
2'0", 2'2", 2'4", 2'6", 2'8",
3'0" x 6'8"



465
Widths: 2'0", 2'4", 2'6",
2'8", 3'0" x 6'8"



82
Widths: 1'6", 1'8", 1'10",
2'0", 2'4", 2'6", 2'8",
3'0" x 6'8"



43 BIFOLD
Widths:
2'0", 2'6", 3'0" x 6'8"



63 BIFOLD
Widths:
2'0", 2'6", 3'0", x 6'8"

FLAT PANEL DOORS

All raised panel doors are stocked in Douglas fir with a $\frac{3}{8}$ " flat panel, $1\frac{3}{8}$ " thick, ovolo sticking 6'8" height and widths as indicated. All Simpson interior doors carry a 10-year warranty.



20
Widths: 1'6", 1'8", 2'0",
2'2", 2'4", 2'6", 2'8",
2'10", 3'0" x 6'8"




82
Widths: 1'6", 1'8", 2'0",
2'2", 2'4", 2'6", 2'8",
2'10", 3'0" x 6'8"




30
Widths: 1'6", 1'8", 2'0",
2'2", 2'4", 2'6", 2'8",
2'10", 3'0" x 6'8"



21 BIFOLD
Widths: 2'0", 2'6",
3'0" x 6'8"



43 BIFOLD
Widths: 2'0", 2'6",
3'0" x 6'8"



33 BIFOLD
Widths: 2'0", 2'6",
3'0" x 6'8"

SPECIAL ORDER AND CUSTOM DOORS

Simpson and EL & EL have partnered to bring in stock, special order and custom doors to the South West. So whatever your project needs are, Simpson can build the door to your exact specifications. Any Design. Any Size. Any Shape. Any Wood Species. To see how Simpson can help make your door dream come true, visit the Simpson Doormagination[®] tools at simpsondoor.com/doormagination.



DISTRIBUTED BY
EL & EL Wood Products
Millwork that creates distinction.



IT'S WHAT'S ON THE INSIDE THAT COUNTS

DISCOVER THE EL & EL DIFFERENCE

Doors set the mood for your style, comfort, and security. They give you the enhancement and curb appeal that puts your home over the edge. We take this very seriously at EL & EL Wood Products as the driving force in all of our door offerings.

At EL & EL, we pride ourselves on finding the highest quality materials for installation in your home. Our Knotty Alder doors have the quality look, feel, and durability you have been searching for. Also with our ability to make any custom door and moulding design in a wide range of species, we are ready to make your home the truest version of your design style possible.

ENGINEERED STILES & RAILS

Engineered stiles and rails are sturdier and less susceptible to warping and bending in the life of a door. The appearance is the same as non-engineered stiles and rails, but the core is made up of multiple pieces of wood that improves the strength and durability.



Superior Alder | Arch Top 2-Panel Interior & Exterior Doors



SA002
6'8", 8'0"




SA002V
6'8", 8'0"

Knotty Alder | Arch Top 2-Panel Interior & Exterior Doors



KA121 / KA002
6'8", 8'0"




KA121V / KA002V
6'8", 8'0"

Knotty Alder | 1-lite Clear Glass Interior Door



KA1501C
6'8", 8'0"

Knotty Alder | Shaker Interior Doors



8401
6'8", 8'0"
ADA COMPLIANT



8402
6'8", 8'0"
ADA COMPLIANT



KA325
6'8"



KA305 / KW300
6'8", 8'0"



KA305V / KA300V
6'8", 8'0"



Interior Doors

Knotty & Clear Pine Doors



2 Panel Arch Top V-Groove

KNOTTY & CLEAR PINE DOORS

- Real wood doors designed to accentuate any room.
- Featuring traditional & contemporary panel configurations.
- Stain or clear coat to complement your décor.
- Available as a Bifold and Fire Door.
- Also available as Clear Pine (no knots)




4 Panel
6'8"
also available in Clear Pine



6 Panel
6'8"
also available in Clear Pine



2 Panel V-Groove
6'8", 8'0"



2 Panel Arch Top V-Groove
6'8", 8'0"





LOUVER, PLANTATION LOUVER & SHUTTER DOORS

Practical elements and classic designs make our Louver Doors and Bi-Folds ideal choices for air ventilation and visual inspiration between rooms.

- Quality louver construction for years of enjoyment
- Pre-sanded and ready to stain or paint to match your decor
- Available in clear pine, primed pine, and primed MDF (in-stock availability varies by location)

LL - 3/4" Slats

Louver Doors

Available in Primed & Clear



PDLL
1 1/4" Slats

PBLL
1 1/4" Slats



PDL
1 1/4" Slats

PBLP
1 1/4" Slats

Plantation Louver

Clear Pine



PDPLL
2 1/2" Slats

PBPLL
2 1/2" Slats

Shutter Doors

Primed



LL
3/4" Slats

LP
3/4" Slats





EL & EL Wood Products

Moulding, Doors & So Much More

Moulding & More

Ultralight MDF Mouldings & Boards

Domestic MDF Mouldings & T&G

Solid & Primed FJ Pine Mouldings

Redwood & VG Fir Mouldings

White River. Embossed & High Relief Mouldings

Hardwood Mouldings
(Cherry, Maple, Mahogany, Superior & Knotty Alder, Poplar, Oak, Walnut)

ValuFlex. Flexible Moulding
(Manufactured at EL & EL)

Bodyguard. Protected Primed FJ Mouldings

Bodyguard. Protected Exterior Trimboard & Siding

MiraTEC. & Extira. Treated Exterior Composite Trim & Shutter Board

Interior & Exterior Door Jambs & Frames
(Primed FJ & Solid Pine, Poplar, Engineered FG & VG Fir, Oak, Cherry, Alder, Mahogany, Walnut, Composite)

Weatherstrip, Flashing & Shims

Columns & Accessories

HB&G. Columns & Porch Systems

Fypon. Polyurethane Beams & Accessories

Accessories
(Plinth Blocks, Rosettes, Base Corners, Dowels)

Majestic Mantels. (Assembled at EL & EL)
Pre-built Shelves, Surrounds & Pilaster Kits

Pocket Door Frames
(Assembled at EL & EL)

Closet Material
(Shelving, Brackets, Poles, Edge Banding)

Doors – Interior & Exterior

(Pre-hanging Available)

Knotty Alder Doors

Masonite. Clear & Knotty Pine Doors

Primed MDF & Clear Pine Louver Doors

Masonite. Solid Core Hardboard Doors

Masonite. Moulded Panel Doors

Masonite. Fiberglass & Steel Exterior Doors
(Pre-hanging & Pre-finishing available)

Simpson. Interior & Exterior Doors

Shaker Doors (Primed, VG Fir & Alder)

Trimlite. Decorative Glass

Barn Doors
(Knotty Alder, Knotty Pine & Primed MDF)

Barn Door Hardware
(Rustic & Stainless Steel)

CoxUSA. Hardware Components

Masonite. Architectural Doors

RediFrame. & RediFlex. Steel Frames

Dormakaba. Hollow Metal Doors & Frames

Lites & Louvers

araucO

White River.

BODYGUARD
real wood made better

FYPON

HB&G

ValuFlex

MAJESTIC
Mantels

MASONITE
DOORS

TRIMLITE

MIRATEC

Simpson
Door Company

COXUSA

MASONITE
ARCHITECTURAL

dormakaba

REDIFRAME

Unparalleled Service

Next Day Delivery

Innovative Selection

Easy Ordering



EL & EL Wood Products

Millwork that creates distinction.



Masonite - Lincoln Park (page 9)



Simpson - 43 Bifold (page 13)



Simpson - 465 (page 13)



Masonite - Berkley® (page 9)



Masonite - Cheyenne® (page 9)





Masonite - Lincoln Park (page 9)



EL & EL Wood Products
Millwork that creates distinction.