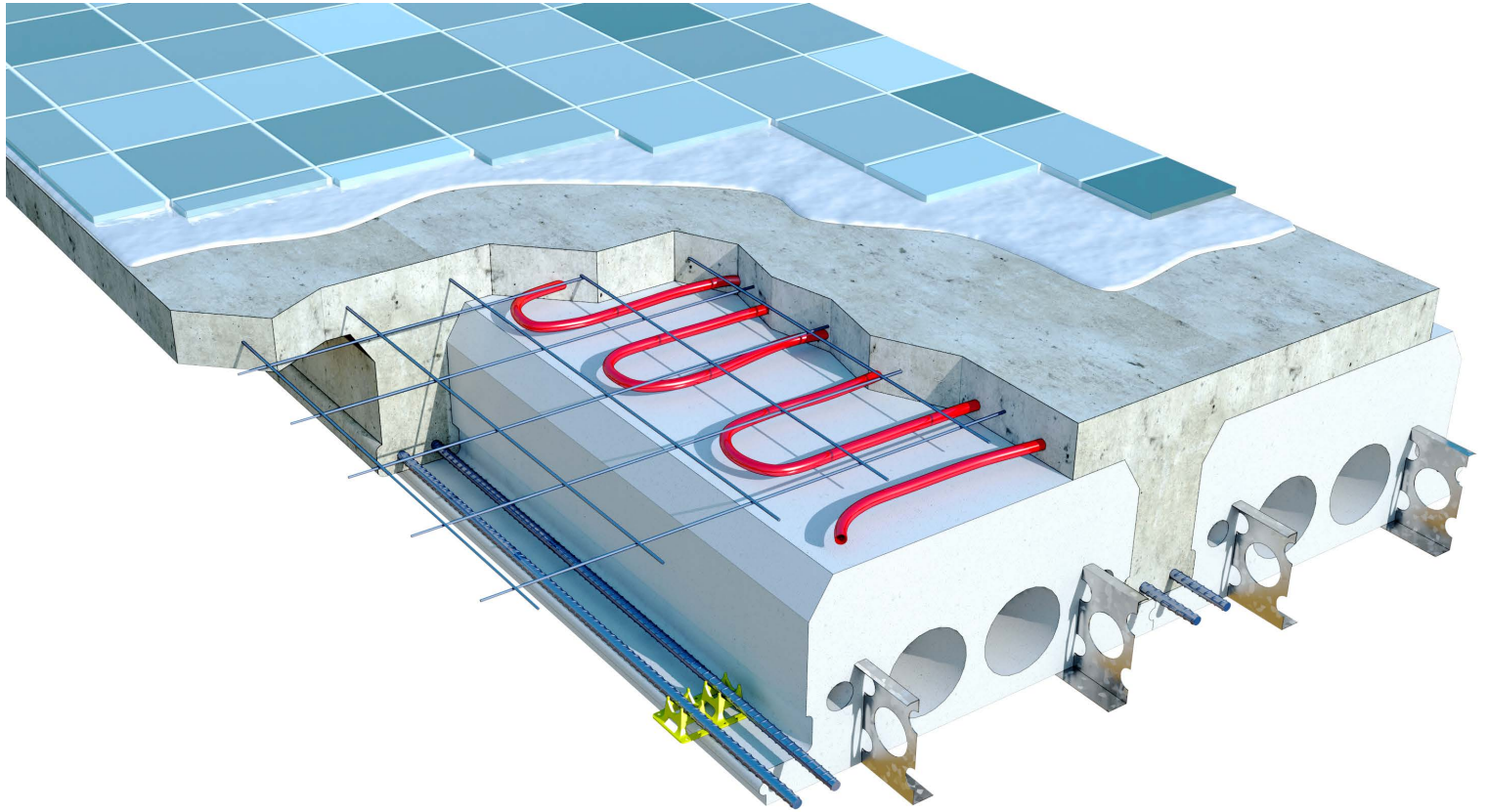


INSUL-DECK TYPICAL DETAIL DRAWINGS



INDEX

ID-100 Series	INSUL-DECK PRODUCT DETAILS AND COMMON SPECIFICATIONS
ID-200 Series	INSUL-DECK TO ICF WALL DETAILS
ID-300 Series	INSUL-DECK TO CONCRETE BEAM DETAILS
ID-400 Series	INSUL-DECK TO STEEL BEAM DETAILS
ID-500 Series	INSUL-DECK TO FLAT AND PITCHED ROOF DETAILS
ID-600 Series	INSUL-DECK TO CONCRETE, MASONRY AND TILT-UP WALL DETAILS
ID-700 Series	INSUL-DECK CANTILEVER DETAILS
ID-800 Series	INSUL-DECK MISCELLANEOUS DETAILS

Plastbau® Technology

INSUL-DECK®

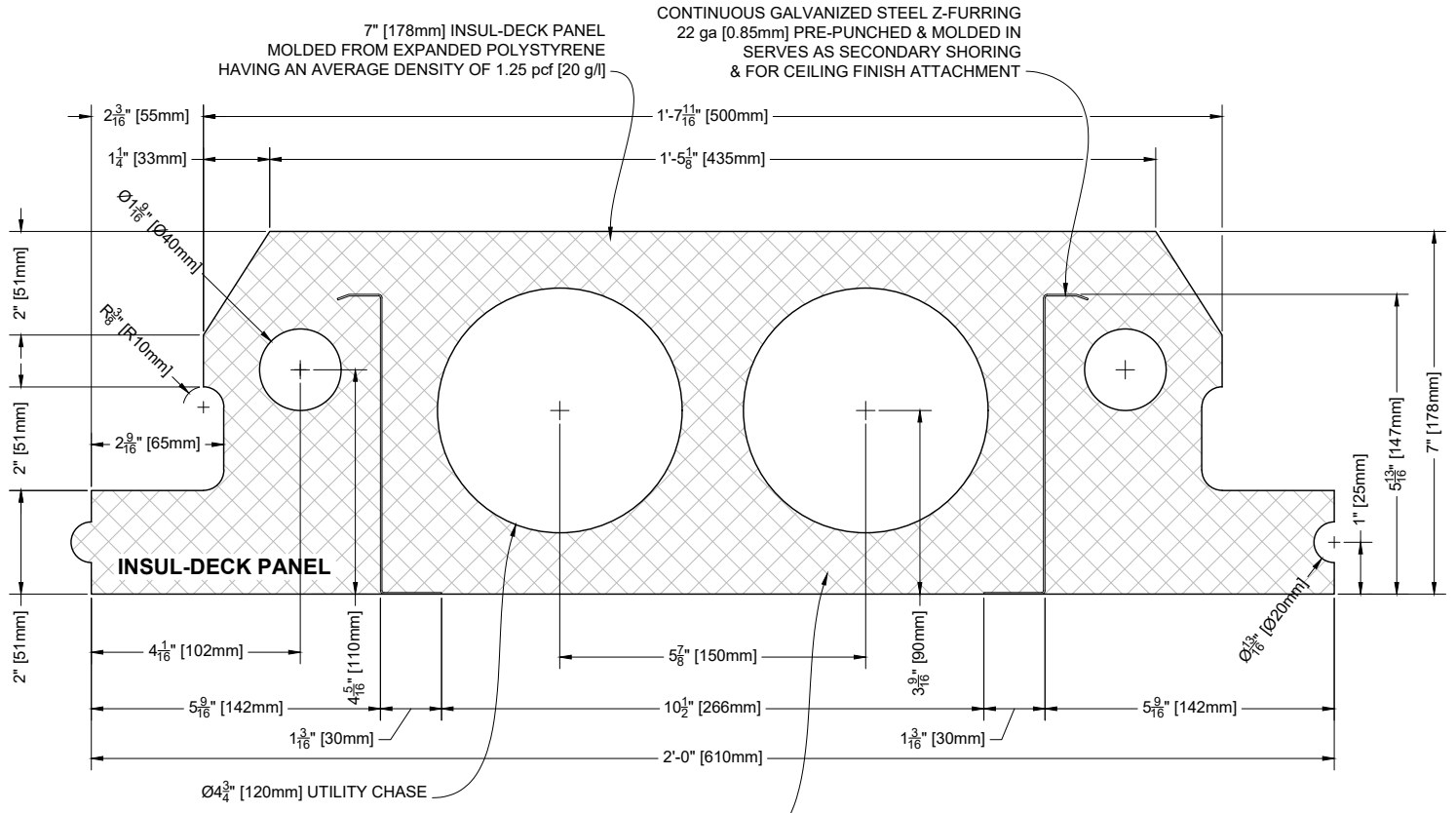
INSUL-DECK
65 Grady Knight Industrial Ct.
Villa Rica, GA 30180-2107

Phone: 800-475-6720
Fax: 727-216-7946
Email: insuldeck@insuldeck.com
Web: www.insuldeck.com

TYPICAL INSUL-DECK DETAILS

IT IS THE RESPONSIBILITY OF THE USER TO COMPLY WITH ALL APPLICABLE REGULATIONS AND BUILDING CODE REQUIREMENTS CONCERNING THE USE OF THESE PRODUCTS.
IT IS FURTHER THE RESPONSIBILITY OF THE USER TO RESEARCH AND UNDERSTAND SAFE METHODS OF USE AND HANDLING OF THESE PRODUCTS.

DATE DRAWN:	2017-02-15	COMMENTS:	N/A
REVISION NO.:	R2	SHEET SIZE:	8.5" x 11" [216mm x 279mm]
REVISION DATE:	2021-10-01	SCALE:	NOT TO SCALE
DRAWN BY:	TECHNICAL	APPROVED BY:	G. K.



1 7" [178mm] Insul-Deck Panel
Scale: N.T.S.

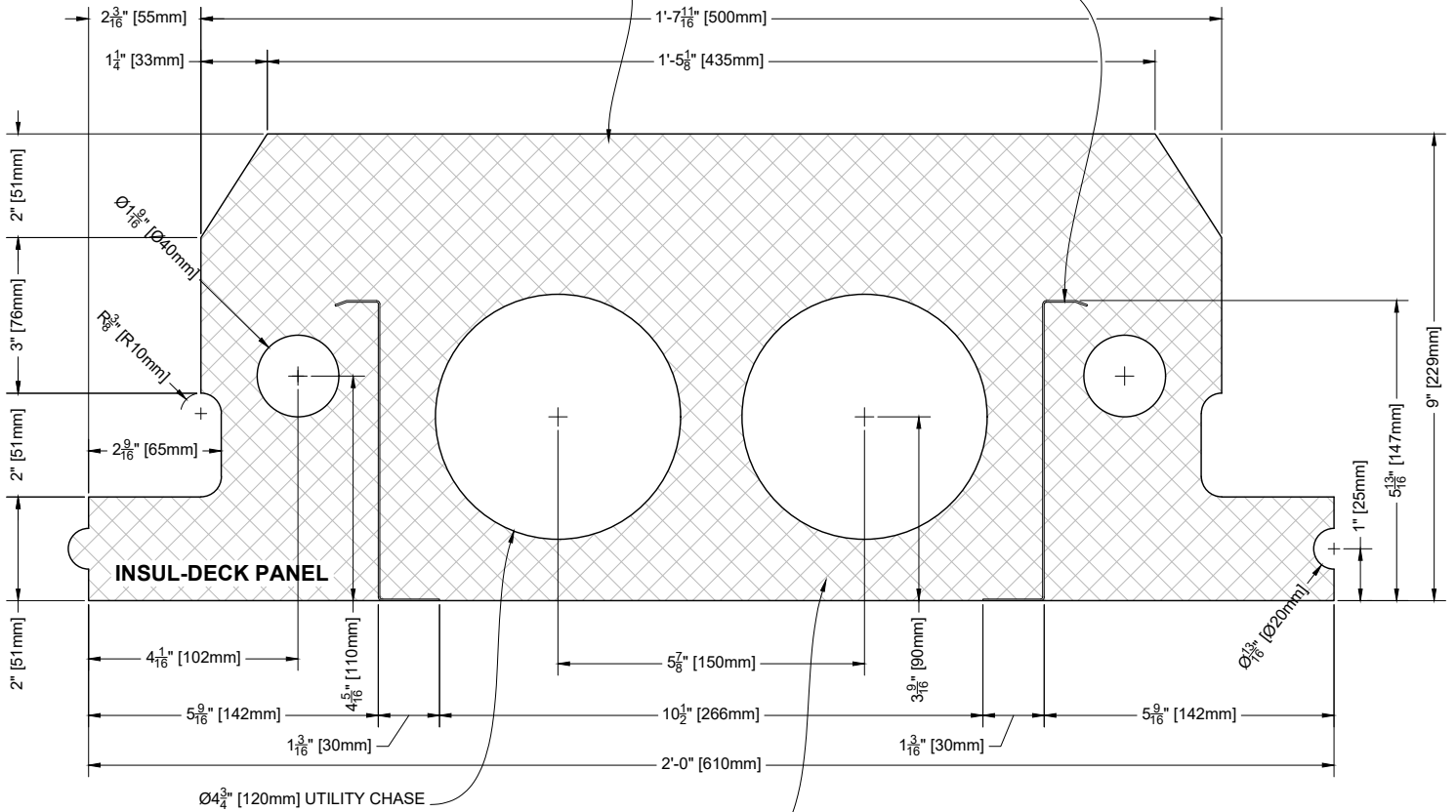
Plastbau® Technology
INSUL-DECK®
 INSUL-DECK
 65 Grady Knight Industrial Ct.
 Villa Rica, GA 30180-2107
 Phone: 800-475-6720
 Fax: 727-216-7946
 Email: insuldeck@insuldeck.com
 Web: www.insuldeck.com

7" [178mm] Insul-Deck Panel			
DATE DRAWN:	2017-02-15	COMMENTS:	N/A
REVISION NO.:	R2	SHEET SIZE:	8.5" x 11" [216mm x 279mm]
REVISION DATE:	2021-10-01	SCALE:	NOT TO SCALE
DRAWN BY:	TECHNICAL	APPROVED BY:	G. K.
			ID-101

IT IS THE RESPONSIBILITY OF THE USER TO COMPLY WITH ALL APPLICABLE REGULATIONS AND BUILDING CODE REQUIREMENTS CONCERNING THE USE OF THESE PRODUCTS.
 IT IS FURTHER THE RESPONSIBILITY OF THE USER TO RESEARCH AND UNDERSTAND SAFE METHODS OF USE AND HANDLING OF THESE PRODUCTS.

9" [229mm] INSUL-DECK PANEL
 MOLDED FROM EXPANDED POLYSTYRENE
 HAVING AN AVERAGE DENSITY OF 1.25 pcf [20 g/l]

CONTINUOUS GALVANIZED STEEL Z-FURRING
 22 ga [0.85mm] PRE-PUNCHED & MOLDED IN
 SERVES AS SECONDARY SHORING
 & FOR CEILING FINISH ATTACHMENT



INSUL-DECK PANELS ARE CUT TO REQUIRED LENGTHS TO ±0.25" [6mm] PRECISION

1 9" [229mm] Insul-Deck Panel
 Scale: N.T.S.

Plastbau® Technology
INSUL-DECK®

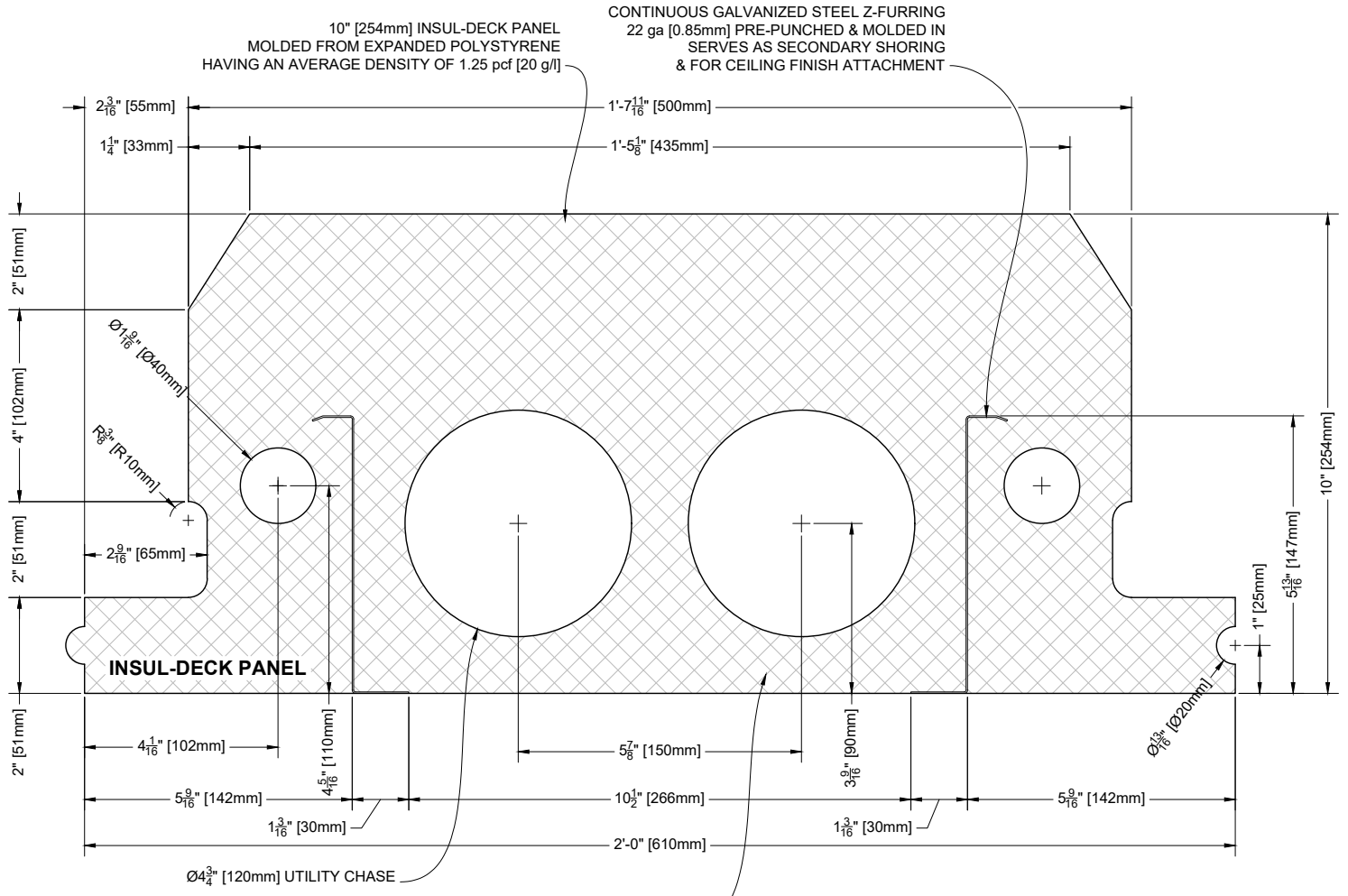
INSUL-DECK
 65 Grady Knight Industrial Ct.
 Villa Rica, GA 30180-2107

Phone: 800-475-6720
 Fax: 727-216-7946
 Email: insuldeck@insuldeck.com
 Web: www.insuldeck.com

9" [229mm] Insul-Deck Panel

DATE DRAWN:	2017-02-15	COMMENTS:	N/A
REVISION NO.:	R2	SHEET SIZE:	8.5" x 11" [216mm x 279mm]
REVISION DATE:	2021-10-01	SCALE:	NOT TO SCALE
DRAWN BY:	TECHNICAL	APPROVED BY:	G. K.
			ID-103

IT IS THE RESPONSIBILITY OF THE USER TO COMPLY WITH ALL APPLICABLE REGULATIONS AND BUILDING CODE REQUIREMENTS CONCERNING THE USE OF THESE PRODUCTS.
 IT IS FURTHER THE RESPONSIBILITY OF THE USER TO RESEARCH AND UNDERSTAND SAFE METHODS OF USE AND HANDLING OF THESE PRODUCTS.



INSUL-DECK PANELS ARE CUT TO REQUIRED LENGTHS TO ±0.25" [6mm] PRECISION

1 10" [254mm] Insul-Deck Panel
Scale: N.T.S.

Plastbau® Technology
INSUL-DECK®

INSUL-DECK
65 Grady Knight Industrial Ct.
Villa Rica, GA 30180-2107

Phone: 800-475-6720
Fax: 727-216-7946
Email: insuldeck@insuldeck.com
Web: www.insuldeck.com

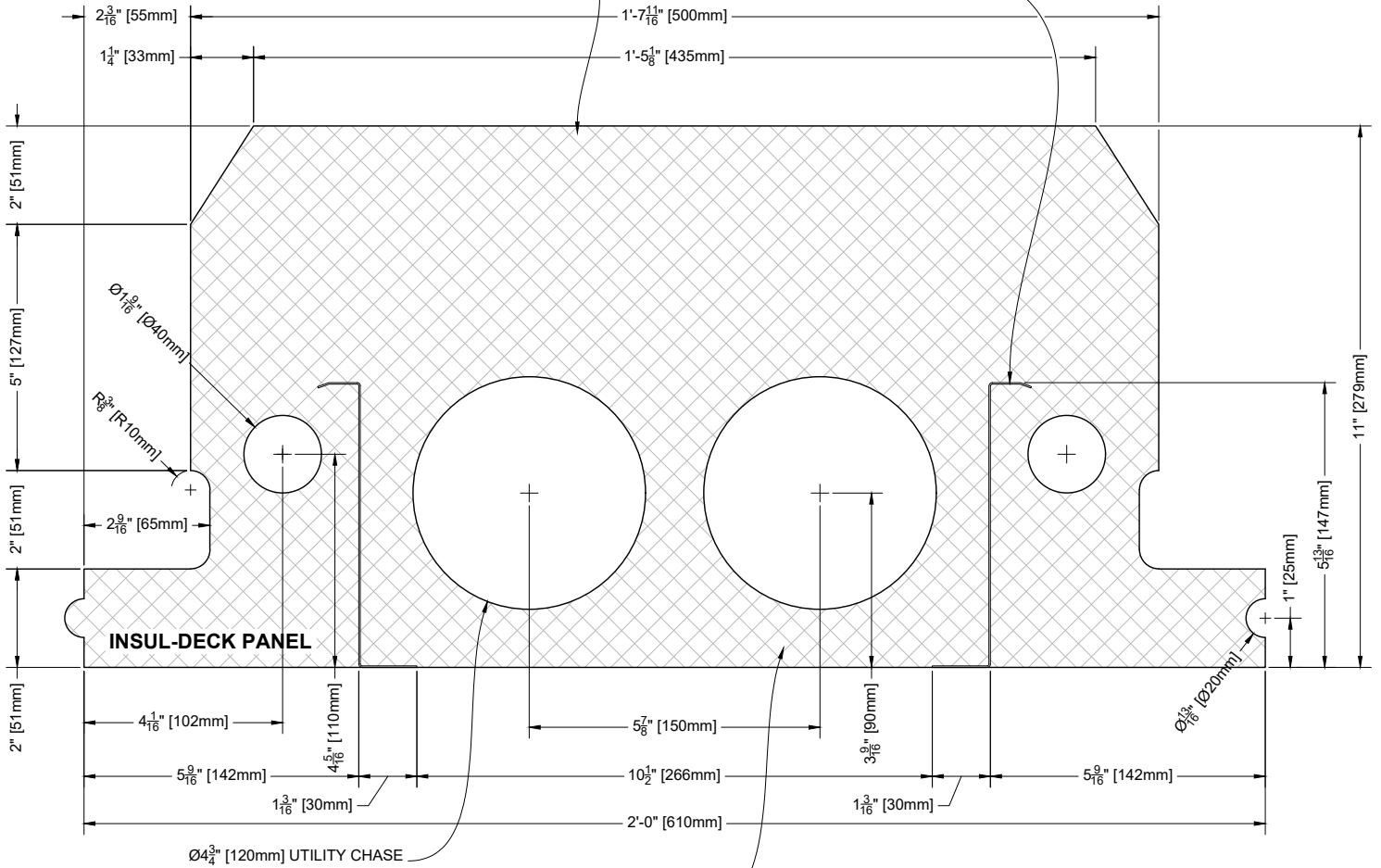
10" [254mm] Insul-Deck Panel

IT IS THE RESPONSIBILITY OF THE USER TO COMPLY WITH ALL APPLICABLE REGULATIONS AND BUILDING CODE REQUIREMENTS CONCERNING THE USE OF THESE PRODUCTS.
IT IS FURTHER THE RESPONSIBILITY OF THE USER TO RESEARCH AND UNDERSTAND SAFE METHODS OF USE AND HANDLING OF THESE PRODUCTS.

DATE DRAWN:	2017-02-15	COMMENTS:	N/A
REVISION NO.:	R2	SHEET SIZE:	8.5" x 11" [216mm x 279mm]
REVISION DATE:	2021-10-01	SCALE:	NOT TO SCALE
DRAWN BY:	TECHNICAL	APPROVED BY:	G. K.
			DRAWING NO. ID-104

11" [279mm] INSUL-DECK PANEL
MOLDED FROM EXPANDED POLYSTYRENE
HAVING AN AVERAGE DENSITY OF 1.25 pcf [20 g/l]

CONTINUOUS GALVANIZED STEEL Z-FURRING
22 ga [0.85mm] PRE-PUNCHED & MOLDED IN
SERVES AS SECONDARY SHORING
& FOR CEILING FINISH ATTACHMENT



INSUL-DECK PANELS ARE CUT TO REQUIRED LENGTHS TO $\pm 0.25"$ [6mm] PRECISION

1 11" [279mm] Insul-Deck Panel
Scale: N.T.S.

Plastbau® Technology
INSUL-DECK®

INSUL-DECK
65 Grady Knight Industrial Ct.
Villa Rica, GA 30180-2107

Phone: 800-475-6720
Fax: 727-216-7946
Email: insuldeck@insuldeck.com
Web: www.insuldeck.com

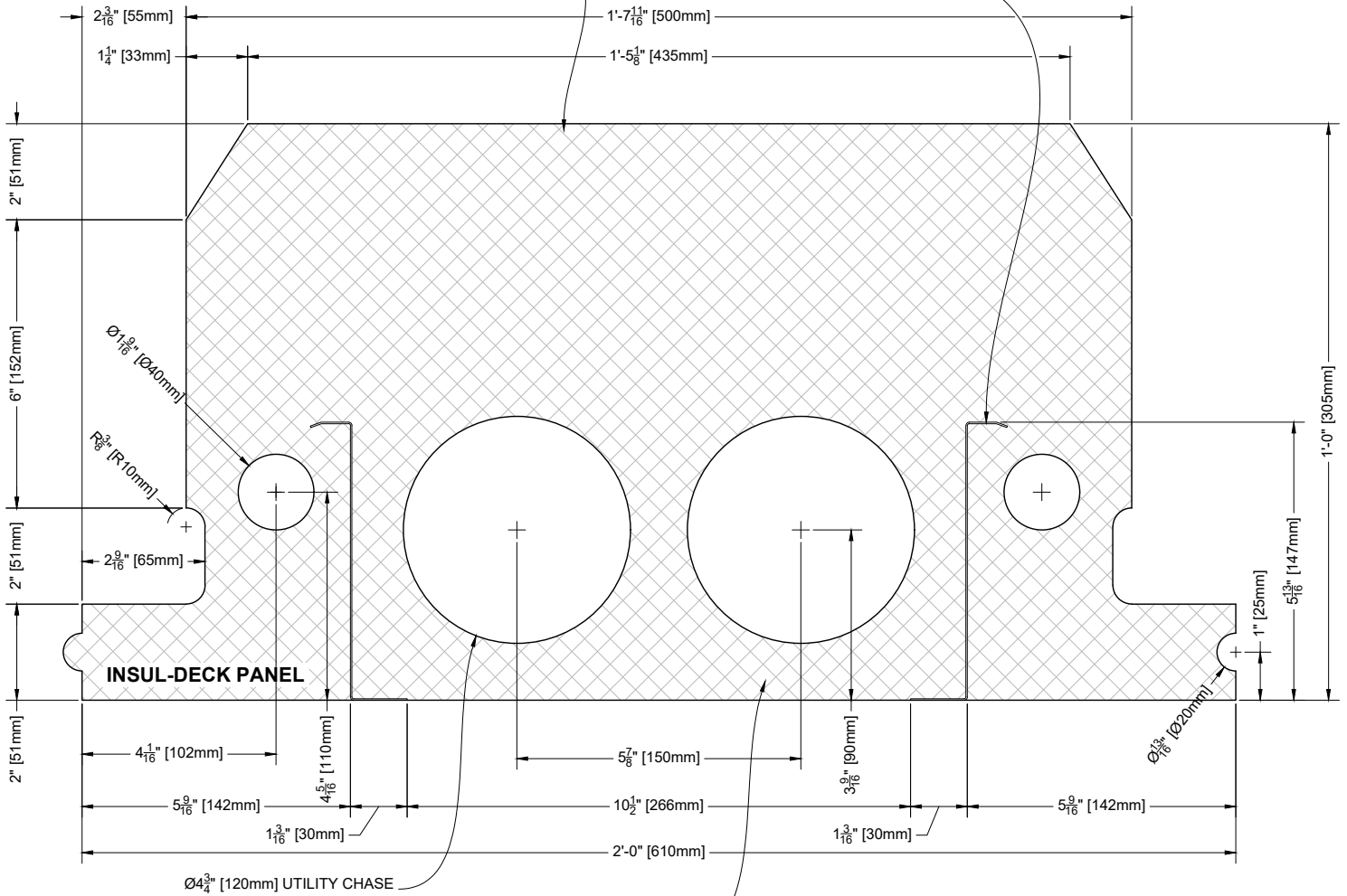
11" [279mm] Insul-Deck Panel

DATE DRAWN:	2017-02-15	COMMENTS:	N/A
REVISION NO.:	R2	SHEET SIZE:	8.5" x 11" [216mm x 279mm]
REVISION DATE:	2021-10-01	SCALE:	NOT TO SCALE
DRAWN BY:	TECHNICAL	APPROVED BY:	G. K.
			DRAWING NO. ID-105

IT IS THE RESPONSIBILITY OF THE USER TO COMPLY WITH ALL APPLICABLE REGULATIONS AND BUILDING CODE REQUIREMENTS CONCERNING THE USE OF THESE PRODUCTS.
IT IS FURTHER THE RESPONSIBILITY OF THE USER TO RESEARCH AND UNDERSTAND SAFE METHODS OF USE AND HANDLING OF THESE PRODUCTS.

12" [305mm] INSUL-DECK PANEL
 MOLDED FROM EXPANDED POLYSTYRENE
 HAVING AN AVERAGE DENSITY OF 1.25 pcf [20 g/l]

CONTINUOUS GALVANIZED STEEL Z-FURRING
 22 ga [0.85mm] PRE-PUNCHED & MOLDED IN
 SERVES AS SECONDARY SHORING
 & FOR CEILING FINISH ATTACHMENT



INSUL-DECK PANELS ARE CUT TO REQUIRED LENGTHS TO ±0.25" [6mm] PRECISION

1 12" [305mm] Insul-Deck Panel
 Scale: N.T.S.

Plastbau® Technology
INSUL-DECK®

INSUL-DECK
 65 Grady Knight Industrial Ct.
 Villa Rica, GA 30180-2107

Phone: 800-475-6720
 Fax: 727-216-7946
 Email: insuldeck@insuldeck.com
 Web: www.insuldeck.com

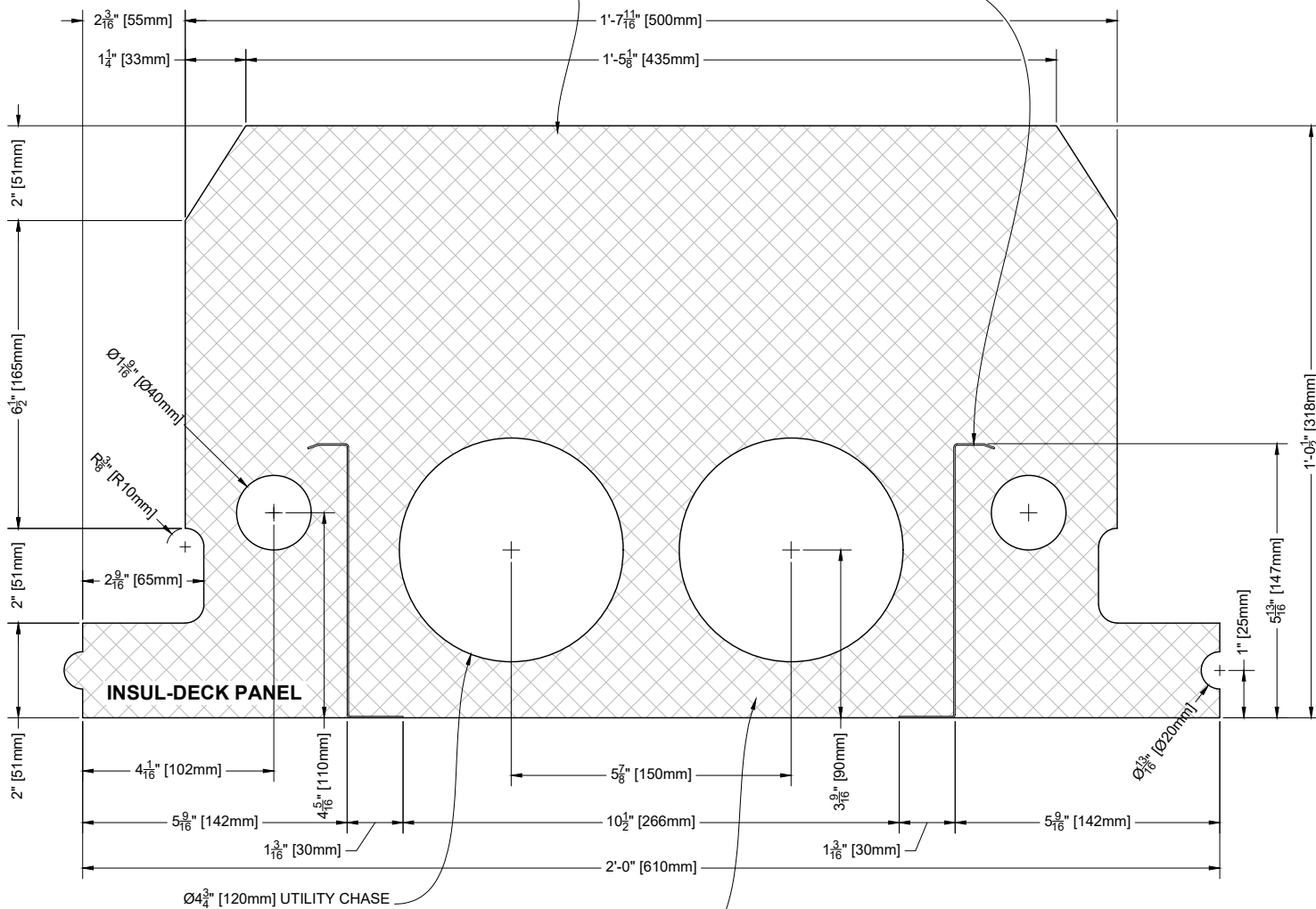
12" [305mm] Insul-Deck Panel

DATE DRAWN:	2017-02-15	COMMENTS:	N/A
REVISION NO.:	R2	SHEET SIZE:	8.5" x 11" [216mm x 279mm]
REVISION DATE:	2021-10-01	SCALE:	NOT TO SCALE
DRAWN BY:	TECHNICAL	APPROVED BY:	G. K.
			ID-106

IT IS THE RESPONSIBILITY OF THE USER TO COMPLY WITH ALL APPLICABLE REGULATIONS AND BUILDING CODE REQUIREMENTS CONCERNING THE USE OF THESE PRODUCTS.
 IT IS FURTHER THE RESPONSIBILITY OF THE USER TO RESEARCH AND UNDERSTAND SAFE METHODS OF USE AND HANDLING OF THESE PRODUCTS.

12.5" [318mm] INSUL-DECK PANEL
MOLDED FROM EXPANDED POLYSTYRENE
HAVING AN AVERAGE DENSITY OF 1.25 pcf [20 g/l]

CONTINUOUS GALVANIZED STEEL Z-FURRING
22 ga [0.85mm] PRE-PUNCHED & MOLDED IN
SERVES AS SECONDARY SHORING
& FOR CEILING FINISH ATTACHMENT



INSUL-DECK PANELS ARE CUT TO REQUIRED LENGTHS TO ±0.25" [6mm] PRECISION

1 12.5" [318mm] Insul-Deck Panel
Scale: N.T.S.

Plastbau® Technology
INSUL-DECK®

INSUL-DECK
65 Grady Knight Industrial Ct.
Villa Rica, GA 30180-2107

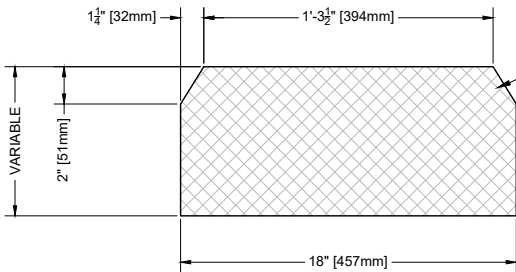
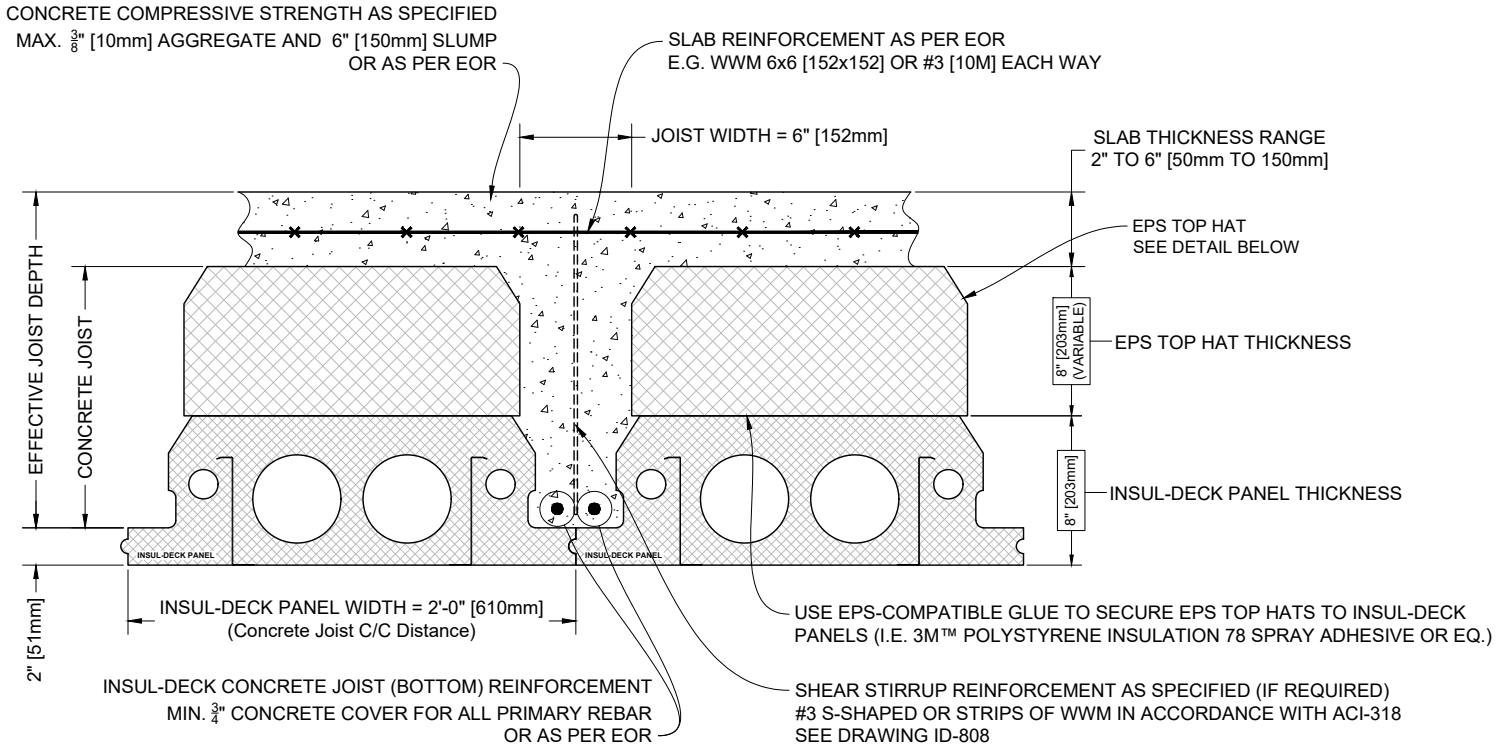
Phone: 800-475-6720
Fax: 727-216-7946
Email: insuldeck@insuldeck.com
Web: www.insuldeck.com

12.5" [318mm] Insul-Deck Panel

DATE DRAWN:	2017-02-15	COMMENTS:	N/A
REVISION NO.:	R2	SHEET SIZE:	8.5" x 11" [216mm x 279mm]
REVISION DATE:	2021-10-01	SCALE:	NOT TO SCALE
DRAWN BY:	TECHNICAL	APPROVED BY:	G. K.
			ID-107

IT IS THE RESPONSIBILITY OF THE USER TO COMPLY WITH ALL APPLICABLE REGULATIONS AND BUILDING CODE REQUIREMENTS CONCERNING THE USE OF THESE PRODUCTS.
IT IS FURTHER THE RESPONSIBILITY OF THE USER TO RESEARCH AND UNDERSTAND SAFE METHODS OF USE AND HANDLING OF THESE PRODUCTS.

NOTES:
EPS TOP HATS INCREASE INSUL-DECK'S EFFECTIVE JOIST (T-BEAM) DEPTH WHICH IN TURN INCREASES LIVE LOAD CAPACITY AND CLEAR SPAN OF THE FLOOR SYSTEM
 WHEN SELECTING TOP HAT THICKNESS, PAY ATTENTION TO MAXIMUM SLENDERNESS (HEIGHT TO WIDTH) RATIO FOR CONCRETE JOISTS



EPS TOP HAT - ID15-Fabricated
 CUSTOM ORDERED IN ANY HEIGHT
 COMES IN 4' OR 8' [1.22m OR 2.44m] LONG SECTIONS
 MADE FROM MODIFIED EXPANDED POLYSTYRENE
 (EPS - INCLUDES FLAME-RETARDANT)
 DENSITY - REFER TO TABLE BELOW

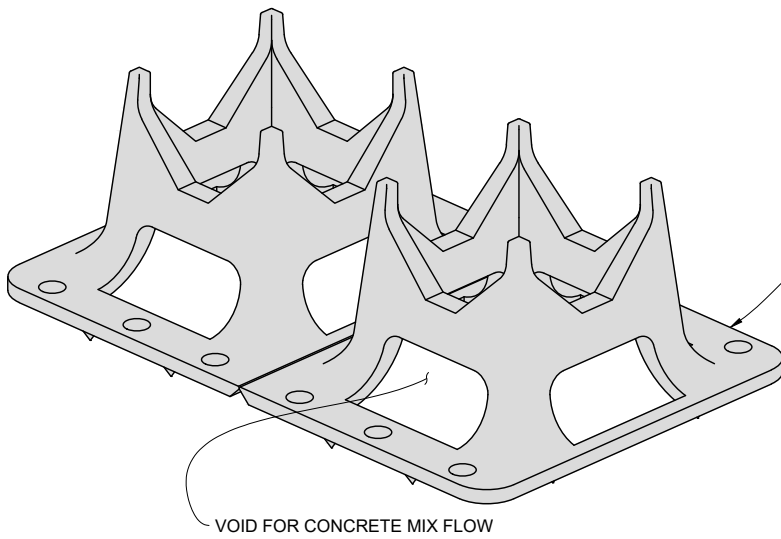
Product	U.S. EPS Board Type (ASTM C578)	Canada EPS Board Type (CAN/ULC-S701)	Density	Thermal Conductance (per inch [25mm] thickness)
EPS Top Hats - ex Surrey BC	Type II	Type 2	min. 1.35 pcf [21.6 kg/m ³]	R-4.00 ft. ² ·h·°F/Btu [RSI-0.7044 K·m ² /W]
EPS Top Hats	Type VIII	Type 1	min. 1.15 pcf [18.4 kg/m ³]	R-3.80 ft. ² ·h·°F/Btu [RSI-0.6692 K·m ² /W]
Insul-Deck	Type VIII	Type 1	avg. 1.25 pcf [20 kg/m ³]	R-3.80 ft. ² ·h·°F/Btu [RSI-0.6692 K·m ² /W]

Plastbau® Technology
INSUL-DECK®
 Phone: 800-475-6720
 Fax: 727-216-7946
 65 Grady Knight Industrial Ct.
 Villa Rica, GA 30180-2107
 Email: insuldeck@insuldeck.com
 Web: www.insuldeck.com

EPS Top Hats

IT IS THE RESPONSIBILITY OF THE USER TO COMPLY WITH ALL APPLICABLE REGULATIONS AND BUILDING CODE REQUIREMENTS CONCERNING THE USE OF THESE PRODUCTS.
 IT IS FURTHER THE RESPONSIBILITY OF THE USER TO RESEARCH AND UNDERSTAND SAFE METHODS OF USE AND HANDLING OF THESE PRODUCTS.

DATE DRAWN:	2017-02-15	COMMENTS:	N/A
REVISION NO.:	R2	SHEET SIZE:	8.5" x 11" [216mm x 279mm]
REVISION DATE:	2021-10-01	SCALE:	NOT TO SCALE
DRAWN BY:	TECHNICAL	APPROVED BY:	G. K.
			ID-108

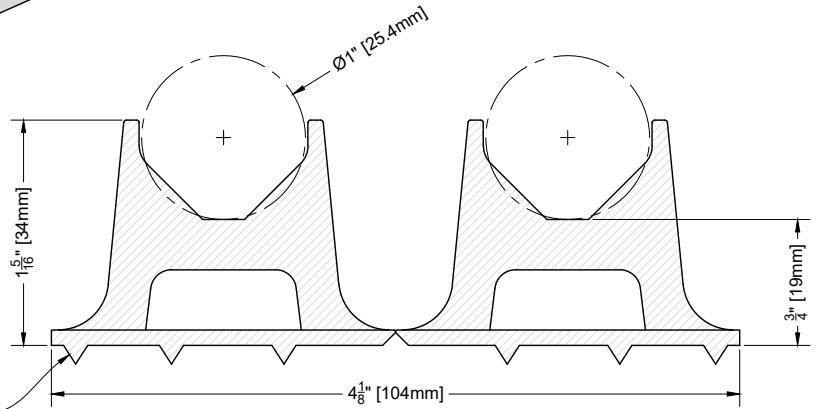


INSUL-DECK DOUBLE REBAR CHAIR
 HIGH DENSITY POLYETHYLENE (HDPE)
 1 CHAIR ACCOMMODATES 2 BARS MAX #8 [25M] SIZE
 TO BE SPACED EVERY 4'-0" [1.2m] O/C MAX
 IN INSUL-DECK JOISTS

VOID FOR CONCRETE MIX FLOW

1 Insul-Deck Rebar Chair - ISO View

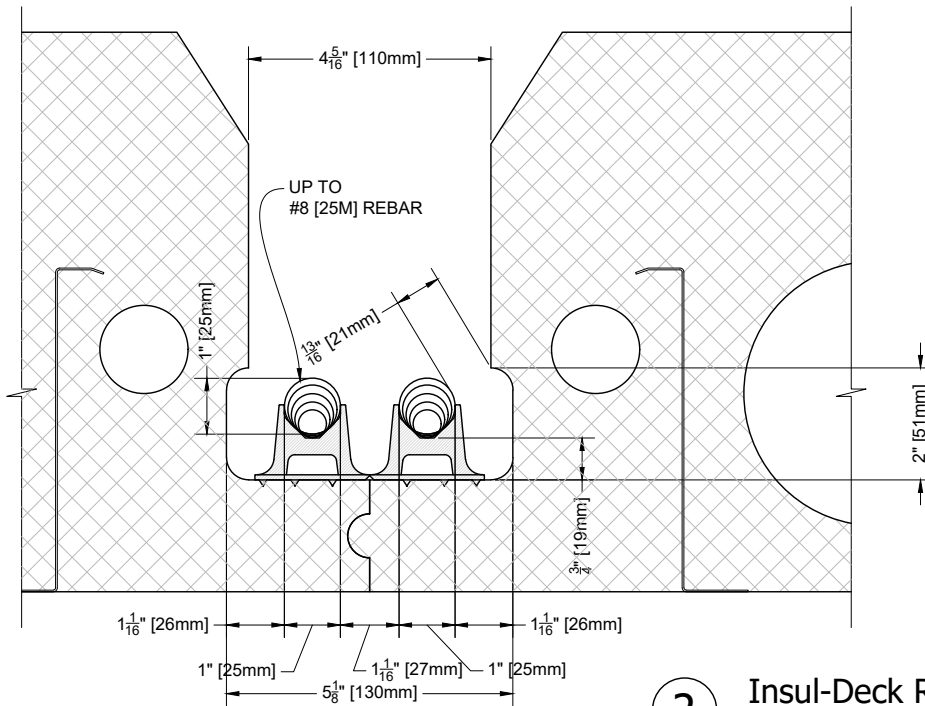
Scale: N.T.S.



PINS TO PREVENT SLIDING DURING POUR

2 Insul-Deck Rebar Chair

Scale: N.T.S.



2 Insul-Deck Rebar Chair - Clearances

Scale: N.T.S.

Plastbau® Technology
INSUL-DECK®

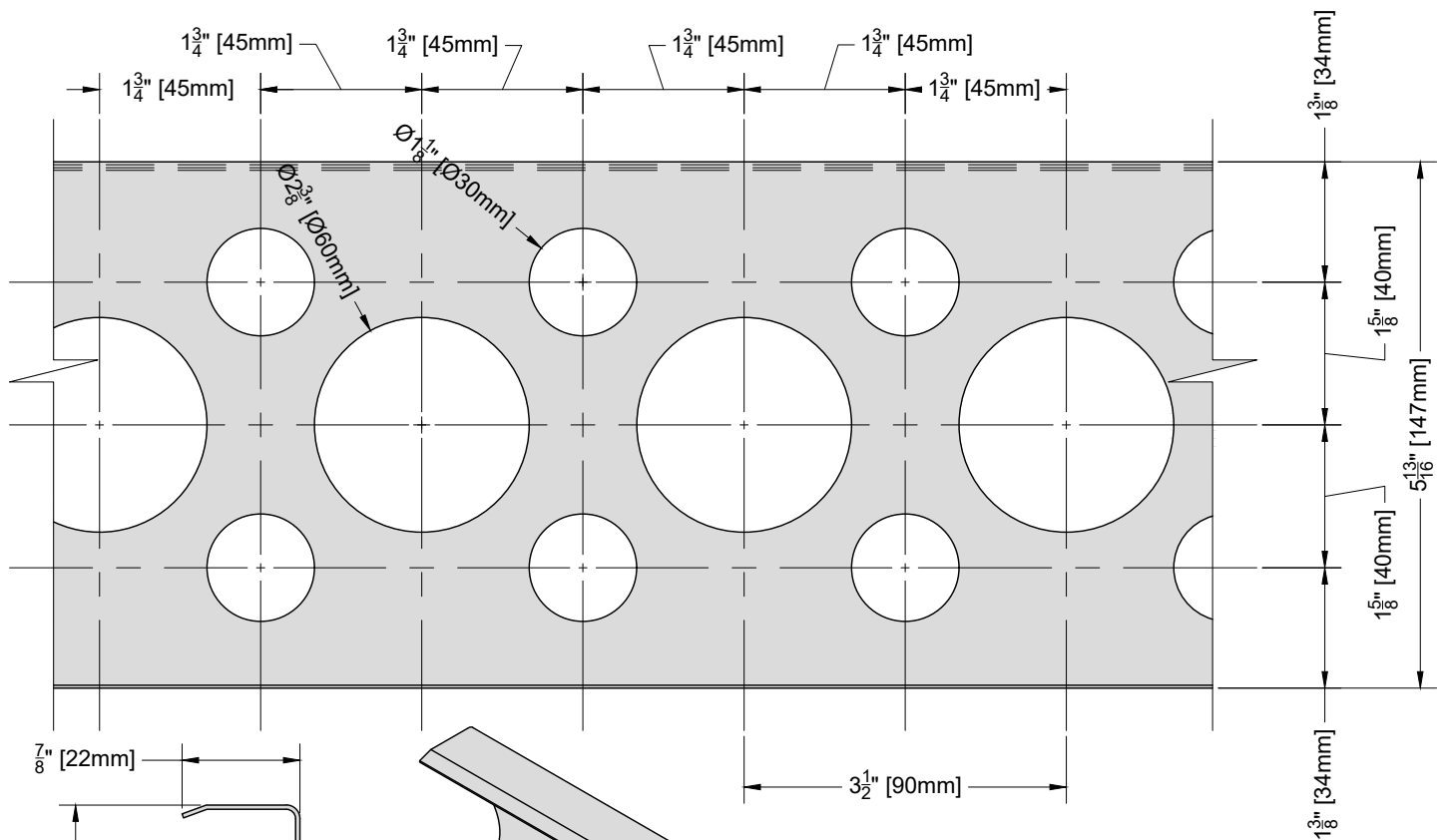
INSUL-DECK
 65 Grady Knight Industrial Ct.
 Villa Rica, GA 30180-2107

Phone: 800-475-6720
 Fax: 727-216-7946
 Email: insuldeck@insuldeck.com
 Web: www.insuldeck.com

Insul-Deck Rebar Chair & Clearances

IT IS THE RESPONSIBILITY OF THE USER TO COMPLY WITH ALL APPLICABLE REGULATIONS AND BUILDING CODE REQUIREMENTS CONCERNING THE USE OF THESE PRODUCTS.
 IT IS FURTHER THE RESPONSIBILITY OF THE USER TO RESEARCH AND UNDERSTAND SAFE METHODS OF USE AND HANDLING OF THESE PRODUCTS.

DATE DRAWN:	2017-02-15	COMMENTS:	N/A
REVISION NO.:	R2	SHEET SIZE:	8.5" x 11" [216mm x 279mm]
REVISION DATE:	2021-10-01	SCALE:	NOT TO SCALE
DRAWN BY:	TECHNICAL	APPROVED BY:	G. K.
			DRAWING NO. ID-109



1 Insul-Deck Metal Furring
Scale: N.T.S.

ZINC COATED SHEET STEEL
0.031" [0.78mm] THICKNESS

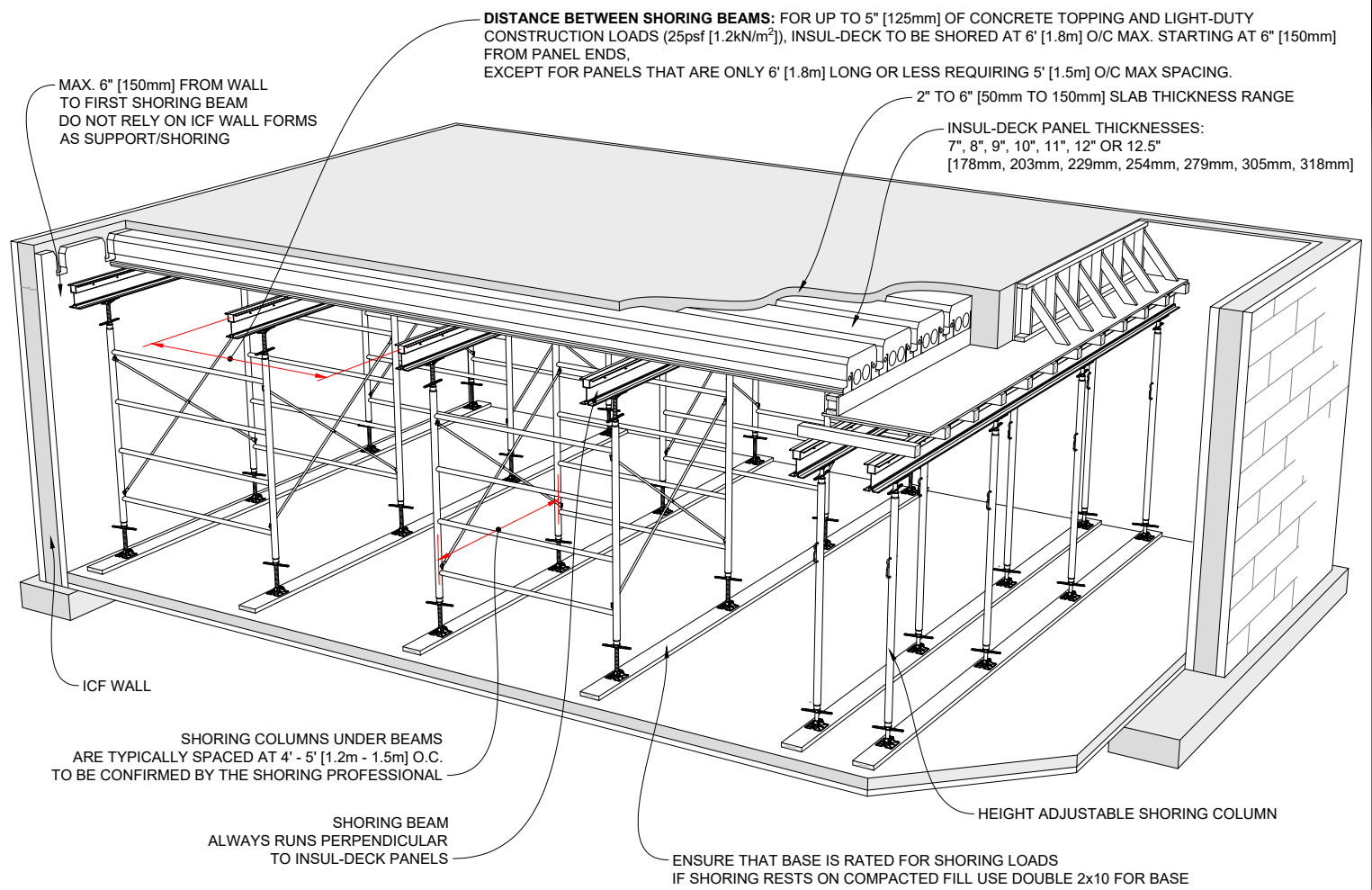
NOTE
INSUL-DECK METAL FURRING SERVES TO PROVIDE ATTACHMENT SURFACE FOR CEILING FINISH AS WELL AS TO REINFORCE THE INSUL-DECK PANELS TO REDUCE THE AMOUNT OF SHORING REQUIRED.
THE STRUCTURAL STRENGTH OF INSUL-DECK FLOORS/ROOFS COMES SOLELY FROM CONCRETE AND REBAR REINFORCEMENT.

Plastbau® Technology
INSUL-DECK®
 INSUL-DECK
 65 Grady Knight Industrial Ct.
 Villa Rica, GA 30180-2107
 Phone: 800-475-6720
 Fax: 727-216-7946
 Email: insuldeck@insuldeck.com
 Web: www.insuldeck.com

Integrated Insul-Deck Metal Furring

IT IS THE RESPONSIBILITY OF THE USER TO COMPLY WITH ALL APPLICABLE REGULATIONS AND BUILDING CODE REQUIREMENTS CONCERNING THE USE OF THESE PRODUCTS.
 IT IS FURTHER THE RESPONSIBILITY OF THE USER TO RESEARCH AND UNDERSTAND SAFE METHODS OF USE AND HANDLING OF THESE PRODUCTS.

DATE DRAWN:	2017-02-15	COMMENTS:	N/A
REVISION NO.:	R2	SHEET SIZE:	8.5" x 11" [216mm x 279mm]
REVISION DATE:	2021-10-01	SCALE:	NOT TO SCALE
DRAWN BY:	TECHNICAL	APPROVED BY:	G. K.
			ID-110



1 TYPICAL INSUL-DECK SHORING LAYOUT
REINFORCEMENT OMITTED FOR CLARITY

SHORING AND BRACING:
INSTALLER IS RESPONSIBLE FOR THE DESIGN AND CORRECT INSTALLATION OF SHORING OF INSUL-DECK FORMS IN ACCORDANCE WITH ACI (AMERICAN CONCRETE INSTITUTE) 347-04 "GUIDE TO FORMWORK FOR CONCRETE" OR CURRENT APPLICABLE CODES. ANY VARIANCE FROM THESE STANDARDS MUST BE PROVIDED AND CERTIFIED IN ADVANCE BY A QUALIFIED ENGINEER, LICENSED FOR THE JOBSITE LOCATION AND SPECIFICATIONS.

Insul-Deck Floor Weights (lb/sqft)				
Insul-Deck Panel Thickness	Slab Thickness			
	2"	3"	4"	5"
7"	45.1	57.6	70.1	82.6
8"	47.3	59.8	72.3	84.8
9"	49.5	62.0	74.5	87.0
10"	51.7	64.2	76.7	89.2
11"	53.9	66.4	78.9	91.4
12"	56.2	68.7	81.2	93.7
12.5"	57.3	69.8	82.3	94.8

Notes:
The above are unfactored estimated weights which include concrete (150pcf), reinforcement (3lb/sqft), Insul-Deck Panel (2lb/sqft) and misc. (2lb/sqft)

Insul-Deck Floor Weights (Kg/m ²)				
Insul-Deck Panel Thickness	Slab Thickness			
	50mm	75mm	100mm	125mm
178mm	218.8	278.8	338.8	398.8
203mm	229.6	289.6	349.6	409.6
228mm	240.4	300.4	360.4	420.4
254mm	251.2	311.2	371.2	431.2
279mm	262	322	382	442
305mm	272.8	332.8	392.8	452.8
318mm	278.2	338.2	398.2	458.2

Notes:
The above are unfactored estimated weights which include concrete (2400Kg/m³), reinforcement (15Kg/m²), Insul-Deck Panel (10Kg/m²) and misc. (10Kg/m²)

Plastbau® Technology
INSUL-DECK®

INSUL-DECK
65 Grady Knight Industrial Ct.
Villa Rica, GA 30180-2107

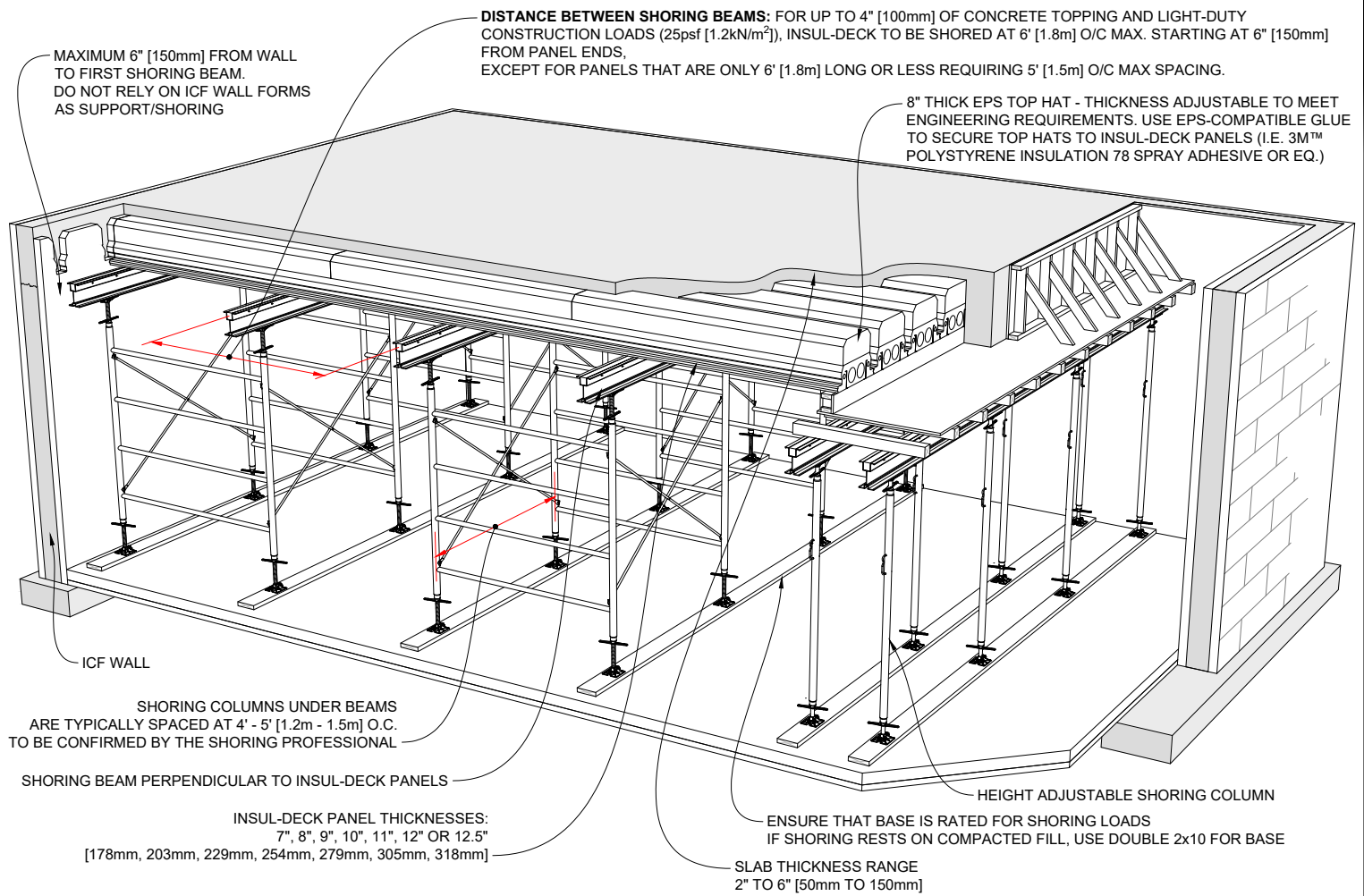
Phone: 800-475-6720
Fax: 727-216-7946
Email: insuldeck@insuldeck.com
Web: www.insuldeck.com

IT IS THE RESPONSIBILITY OF THE USER TO COMPLY WITH ALL APPLICABLE REGULATIONS AND BUILDING CODE REQUIREMENTS CONCERNING THE USE OF THESE PRODUCTS.
IT IS FURTHER THE RESPONSIBILITY OF THE USER TO RESEARCH AND UNDERSTAND SAFE METHODS OF USE AND HANDLING OF THESE PRODUCTS.

INSUL-DECK SHORING DETAIL

DATE DRAWN:	2017-02-15	COMMENTS:	N/A
REVISION NO.:	R2	SHEET SIZE:	8.5" x 11" [216mm x 279mm]
REVISION DATE:	2021-10-01	SCALE:	NOT TO SCALE
DRAWN BY:	TECHNICAL	APPROVED BY:	G. K.

ID-111



1 TYPICAL INSUL-DECK WITH EPS TOP HATS SHORING LAYOUT
 REINFORCEMENT OMITTED FOR CLARITY

SHORING AND BRACING:
 INSTALLER IS RESPONSIBLE FOR THE DESIGN AND CORRECT INSTALLATION OF SHORING OF INSUL-DECK FORMS IN ACCORDANCE WITH ACI (AMERICAN CONCRETE INSTITUTE) 347-04 "GUIDE TO FORMWORK FOR CONCRETE" OR CURRENT APPLICABLE CODES. ANY VARIANCE FROM THESE STANDARDS MUST BE PROVIDED AND CERTIFIED IN ADVANCE BY A QUALIFIED ENGINEER, LICENSED FOR THE JOBSITE LOCATION AND SPECIFICATIONS.

Insul-Deck with Top Hats Floor Weights (lb/sqft)				
	2" Slab	3" Slab	4" Slab	5" Slab
8" Insul-Deck Panel + 5" Top Hat	64.2	76.7	89.2	101.7
8" Insul-Deck Panel + 6" Top Hat	67.4	79.9	92.4	104.9
8" Insul-Deck Panel + 7" Top Hat	70.5	83.0	95.5	108.0
8" Insul-Deck Panel + 8" Top Hat	73.6	86.1	98.6	111.1
8" Insul-Deck Panel + 9" Top Hat	76.7	89.2	101.7	114.2
8" Insul-Deck Panel + 10" Top Hat	79.9	92.4	104.9	117.4
8" Insul-Deck Panel + 11" Top Hat	83.0	95.5	108.0	120.5
8" Insul-Deck Panel + 12" Top Hat	86.1	98.6	111.1	123.6

Notes:
 The above are unfactored estimated weights which include concrete (150pcf), reinforcement (3lb/sqft), Insul-Deck Panel (2lb/sqft) and misc. (2lb/sqft)

Insul-Deck with Top Hats Floor Weights (Kg/m ²)				
	50mm Slab	75mm Slab	100mm Slab	125mm Slab
203mm Insul-Deck Panel + 130mm Top Hat	297.4	357.4	417.4	477.4
203mm Insul-Deck Panel + 150mm Top Hat	302.9	362.9	422.9	482.9
203mm Insul-Deck Panel + 180mm Top Hat	311	371	431	491
203mm Insul-Deck Panel + 200mm Top Hat	316.5	376.5	436.5	496.5
203mm Insul-Deck Panel + 230mm Top Hat	324.6	384.6	444.6	504.6
203mm Insul-Deck Panel + 250mm Top Hat	330.1	390.1	450.1	510.1
203mm Insul-Deck Panel + 280mm Top Hat	338.2	398.2	458.2	518.2
203mm Insul-Deck Panel + 300mm Top Hat	343.7	403.7	463.7	523.7

Notes:
 The above are unfactored estimated weights which include concrete (2400kg/m³), reinforcement (15kg/m²), Insul-Deck Panel (10kg/m²) and misc. (10kg/m²)

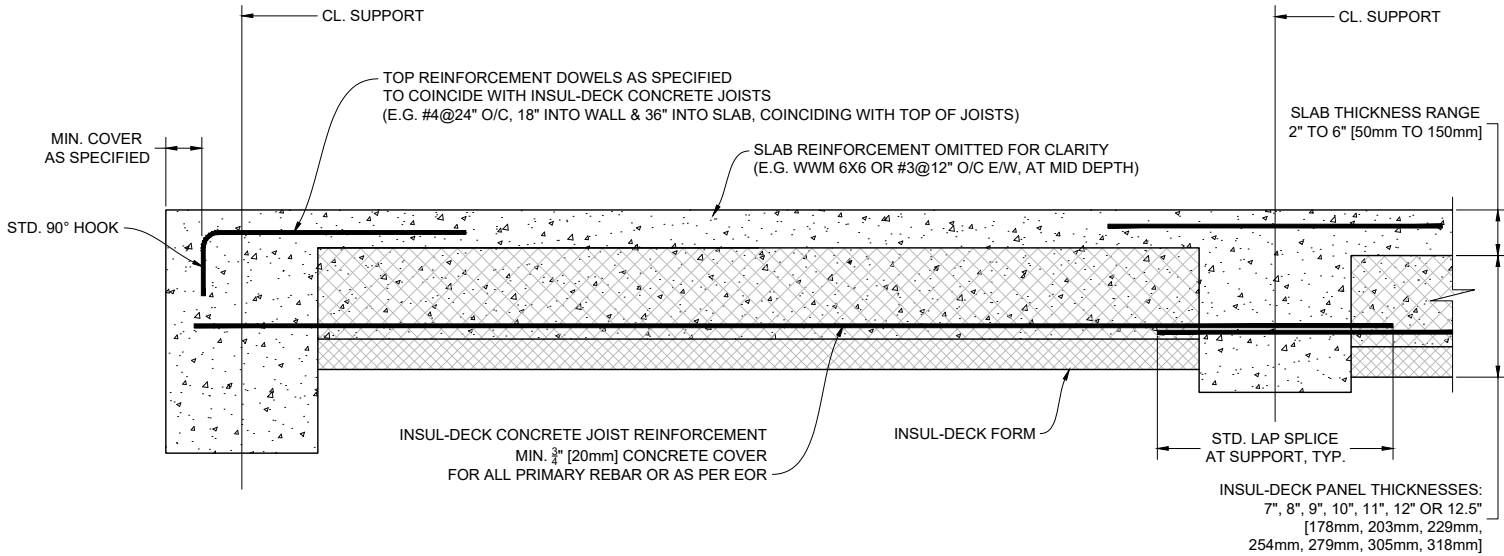
Plastbau® Technology
INSUL-DECK®
 INSUL-DECK
 65 Grady Knight Industrial Ct.
 Villa Rica, GA 30180-2107
 Phone: 800-475-6720
 Fax: 727-216-7946
 Email: insuldeck@insuldeck.com
 Web: www.insuldeck.com

INSUL-DECK & EPS TOP HAT SHORING DETAIL

IT IS THE RESPONSIBILITY OF THE USER TO COMPLY WITH ALL APPLICABLE REGULATIONS AND BUILDING CODE REQUIREMENTS CONCERNING THE USE OF THESE PRODUCTS.
 IT IS FURTHER THE RESPONSIBILITY OF THE USER TO RESEARCH AND UNDERSTAND SAFE METHODS OF USE AND HANDLING OF THESE PRODUCTS.

DATE DRAWN:	2017-02-15	COMMENTS:	N/A
REVISION NO.:	R2	SHEET SIZE:	8.5" x 11" [216mm x 279mm]
REVISION DATE:	2021-10-01	SCALE:	NOT TO SCALE
DRAWN BY:	TECHNICAL	APPROVED BY:	G. K.

ID-112



BEAM AND JOIST CURTAILMENT RULES

	TYPE	DESCRIPTION	SUPPORT		SUPPORT	
TOP REINF.	TL	TOP LEFT END CONDITION				
	TC	TOP OVER SUPPORT				
	TR	TOP RIGHT END CONDITION				
BOT. REINF.	BL	CONTINUOUS BOTTOM BAR LEFT END CONDITION				
	BC	CONTINUOUS BOTTOM				
	BR	CONTINUOUS BOTTOM RIGHT END CONDITION				

← CL. SUPPORT ← CL. SPAN ← CL. SUPPORT ← CL. SPAN

1 STANDARD INSUL-DECK CONCRETE JOIST REINFORCEMENT DETAIL

Scale: N.T.S.

Plastbau® Technology
INSUL-DECK®

INSUL-DECK
 65 Grady Knight Industrial Ct.
 Villa Rica, GA 30180-2107

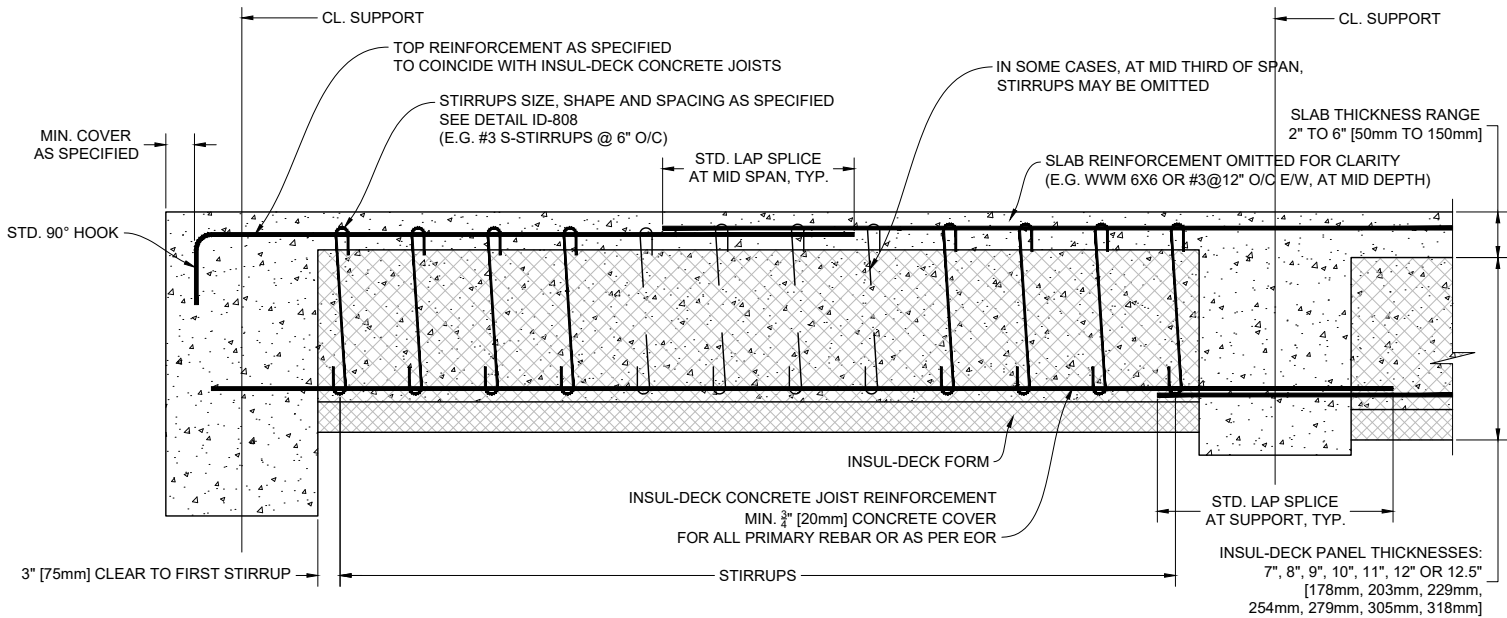
Phone: 800-475-6720
 Fax: 727-216-7946
 Email: insuldeck@insuldeck.com
 Web: www.insuldeck.com

STANDARD CONCRETE JOIST REINFORCEMENT DETAIL

DATE DRAWN:	2017-02-15	COMMENTS:	N/A
REVISION NO.:	R2	SHEET SIZE:	8.5" x 11" [216mm x 279mm]
REVISION DATE:	2021-10-01	SCALE:	NOT TO SCALE
DRAWN BY:	TECHNICAL	APPROVED BY:	G. K.

ID-113

IT IS THE RESPONSIBILITY OF THE USER TO COMPLY WITH ALL APPLICABLE REGULATIONS AND BUILDING CODE REQUIREMENTS CONCERNING THE USE OF THESE PRODUCTS.
 IT IS FURTHER THE RESPONSIBILITY OF THE USER TO RESEARCH AND UNDERSTAND SAFE METHODS OF USE AND HANDLING OF THESE PRODUCTS.



BEAM AND JOIST CURTAILMENT RULES

	TYPE	DESCRIPTION	SUPPORT		SUPPORT	
TOP REINF.	TL	CONTINUOUS TOP LEFT END CONDITION	[Diagram: Top bar starting at left support and extending across the span]			
	TC	CONTINUOUS TOP	[Diagram: Top bar extending across the entire span]			
	TR	CONTINUOUS TOP RIGHT END CONDITION	[Diagram: Top bar starting from the left and ending at the right support]			
BOT. REINF.	BL	CONTINUOUS BOTTOM BAR LEFT END CONDITION	[Diagram: Bottom bar starting at left support and extending across the span]			
	BC	CONTINUOUS BOTTOM	[Diagram: Bottom bar extending across the entire span]			
	BR	CONTINUOUS BOTTOM RIGHT END CONDITION	[Diagram: Bottom bar starting from the left and ending at the right support]			

← CL. SUPPORT ← CL. SPAN ← CL. SUPPORT ← CL. SPAN

1 INSUL-DECK CONCRETE JOIST REINFORCEMENT DETAIL

FOR SPECIAL CASES ONLY Scale: N.T.S.

Plastbau® Technology
INSUL-DECK®

INSUL-DECK Phone: 800-475-6720
 65 Grady Knight Industrial Ct. Fax: 727-216-7946
 Villa Rica, GA 30180-2107 Email: insuldeck@insuldeck.com
 Web: www.insuldeck.com

IT IS THE RESPONSIBILITY OF THE USER TO COMPLY WITH ALL APPLICABLE REGULATIONS AND BUILDING CODE REQUIREMENTS CONCERNING THE USE OF THESE PRODUCTS.
 IT IS FURTHER THE RESPONSIBILITY OF THE USER TO RESEARCH AND UNDERSTAND SAFE METHODS OF USE AND HANDLING OF THESE PRODUCTS.

CONCRETE JOIST REINFORCEMENT DETAIL SPECIAL CASES ONLY

DATE DRAWN:	2017-02-15	COMMENTS:	N/A
REVISION NO.:	R2	SHEET SIZE:	8.5" x 11" [216mm x 279mm]
REVISION DATE:	2021-10-01	SCALE:	NOT TO SCALE
DRAWN BY:	TECHNICAL	APPROVED BY:	G. K.

ID-114

SAMPLE INSUL-DECK STRUCTURAL SCHEDULE (COORDINATE WITH GENERAL NOTES)

LOCATION/ LEVEL/ SCOPE	FLOOR ASSEMBLY	JOIST BOTTOM REINFORCEMENT	SLAB REINFORCEMENT (Splice near centers of spans)	SHEAR STIRRUPS IN INSUL-DECK JOISTS	CONCRETE (also see GENERAL NOTES in structural plans)	NEGATIVE MOMENT REINFORCEMENT		
						AT BEARING ENDS (i.e. @ Insul-Deck panel-ends)	AT SIDES (i.e. @ parallel to Insul-Deck panels)	ACROSS BEAMS/WALLS
MAIN FLOOR	3" SLAB + 9" INSUL-DECK (Total 12" before finishes, includes 2" insulation under joists)	2-#5 Extend into perimeter bearing wall/beam by 4" to 6" - do not bend. 24" contact splice permitted only above walls/bearing beams.	WWM 6x6xW2.1/W2.1 OR #3 AT 12" O/C E/W	NOT REQUIRED	3000psi MIX AT 28 DAYS 6.5" SLUMP 3/8" AGGREGATE	#5 DOWELS 8" x 36" @ 24" O/C (36" legs into slab coinciding with top of joists)	#4 DOWELS 8" x 24" @ 36" O/C	#5 BARS x 6ft LONG @ 24" O/C (coinciding with top of joists)
GARAGE FLOOR	5" SLAB + 12.5" INSUL-DECK (Total 17.5" before finishes, includes 2" insulation under joists)	2-#8 Extend into perimeter bearing wall/beam by 4" to 6" - do not bend. 24" contact splice permitted only above walls/bearing beams.	TRANSVERSE: #3 AT 12" O/C. LONGITUDINAL: #5 @ 24" O/C ABOVE JOISTS ALTERNATING WITH #3 @ 24" O/C BETWEEN JOISTS BEND TRANS. & LONG. REINF. DOWN INTO WALL/BEAM AT ENDS BY 6"	#3 S-STIRRUPS @ 6" O/C FOR FULL LENGTH OF EACH JOIST. HOOKED TO #8 AT BOT. AMD #5 AT TOP.	5000psi MIX AT 28 DAYS 6.5" SLUMP 3/8" AGGREGATE	SEE SLAB REINF.	SEE SLAB REINF.	N/A
SECOND FLOOR	3" SLAB + 11" INSUL-DECK (Total 14" before finishes, includes 2" insulation under joists)	2-#6 Extend into perimeter bearing wall/beam by 4" to 6" - do not bend. 24" contact splice permitted only above walls/bearing beams.	WWM 6x6xW2.1/W2.1 OR #3 AT 12" O/C E/W	#3 S-STIRRUPS @ 6" O/C FOR FIRST AND LAST 6ft OF SPAN HOOKED TO #8 AT BOT. AND #5 DOWELS AT TOP.	3000psi MIX AT 28 DAYS 6.5" SLUMP 3/8" AGGREGATE	#5 DOWELS 8" x 6ft @ 24" O/C (6ft legs into slab coinciding with top of joists)	#4 DOWELS 8" x 24" @ 36" O/C	#5 BARS x 12ft LONG @ 24" O/C (coinciding with top of joists)
ROOF								

GENERAL NOTES

ALL #3 REBAR TO BE GRADE 40.
ALL #4 AND LARGER REBAR TO BE GRADE 60.
ALL BOTTOM JOIST REINFORCEMENT TO HAVE MIN. 3/4" CONCRETE COVER U.N.O.
ALL SLAB REINFORCEMENT TO BE VERTICALLY CENTERED IN SLAB WITH MINIMUM 3/4" CONCRETE COVER U.N.O.
FOR 1-HOUR FIRE RESISTANCE RATING, MIN. 3-1/2" SLAB TOPPING PER ACI 216 (TABLE 2.1.)

1 SAMPLE IMPERIAL INSUL-DECK SCHEDULE
SPECIFICATIONS


SAMPLE INSUL-DECK STRUCTURAL SCHEDULE (COORDINATE WITH GENERAL NOTES)

LOCATION/ LEVEL/ SCOPE	FLOOR ASSEMBLY	JOIST BOTTOM REINFORCEMENT	SLAB REINFORCEMENT (Splice near centers of spans)	SHEAR STIRRUPS IN INSUL-DECK JOISTS	CONCRETE (also see GENERAL NOTES in structural plans)	NEGATIVE MOMENT REINFORCEMENT		
						AT BEARING ENDS (i.e. @ Insul-Deck panel-ends)	AT SIDES (i.e. @ parallel to Insul-Deck panels)	ACROSS BEAMS/WALLS
MAIN FLOOR	75mm SLAB + 229mm INSUL-DECK (Total 304mm before finishes, includes 51mm insulation under joists)	2-15M Extend into perimeter bearing wall/beam by 100mm to 150mm do not bend. 500mm contact splice permitted only above walls/bearing beams.	WWM 152x152 MW13.3xMW13.3 OR 10M AT 305mm O/C E/W	NOT REQUIRED	21MPa MIX AT 28 DAYS 160mm SLUMP 10mm AGGREGATE	15M DOWELS 200mm x 1m @ 610mm O/C (1m legs into slab coinciding with top of joists)	15M DOWELS 200mm x 600mm @ 1m O/C	15M BARS x 2m LONG @ 610mm O/C (coinciding with top of joists)
GARAGE FLOOR	125mm SLAB + 318mm INSUL-DECK (Total 443mm before finishes, includes 51mm insulation under joists)	2-25M Extend into perimeter bearing wall/beam by 100mm to 150mm do not bend. 500mm contact splice permitted only above walls/bearing beams.	TRANSVERSE: 10M AT 305mm O/C. LONGITUDINAL: 15M @ 610mm O/C ABOVE JOISTS, BEND DOWN AT ENDS BY 200mm. LONGITUDINAL: 10M @ 610mm O/C BETWEEN JOISTS	10M S-STIRRUPS @ 150mm O/C FOR FULL LENGTH OF EACH JOIST. HOOKED TO 25M AT BOTTOM AND 15M AT TOP.	35MPa MIX AT 28 DAYS 160mm SLUMP 10mm AGGREGATE	SEE SLAB REINF.	SEE SLAB REINF.	N/A
SECOND FLOOR	75mm SLAB + 279mm INSUL-DECK (Total 354mm before finishes, includes 51mm insulation under joists)	2-20M Extend into perimeter bearing wall/beam by 100mm to 150mm do not bend. 500mm contact splice permitted only above walls/bearing beams.	WWM 152x152 MW13.3xMW13.3 OR 10M AT 305mm O/C E/W	10M S-STIRRUPS @ 150mm O/C FOR FIRST AND LAST 2m OF SPAN HOOKED TO 20M AT BOT. AND 15M DOWEL AT TOP.	21MPa MIX AT 28 DAYS 160mm SLUMP 10mm AGGREGATE	15M DOWELS 200mm x 2m @ 610mm O/C (2m legs into slab coinciding with top of joists)	15M DOWELS 200mm x 600mm @ 1m O/C	15M BARS x 4m LONG @ 610mm O/C (coinciding with top of joists)
ROOF								

GENERAL NOTES

ALL 10M REBAR TO BE GRADE 300.
ALL 15M AND LARGER REBAR TO BE GRADE 400.
ALL BOTTOM JOIST REINFORCEMENT TO HAVE MIN. 20mm CONCRETE COVER U.N.O.
ALL SLAB REINFORCEMENT TO BE VERTICALLY CENTERED IN SLAB WITH MINIMUM 20mm CONCRETE COVER U.N.O.
FOR 1-HOUR FIRE RESISTANCE RATING, MIN. 89mm SLAB TOPPING PER ACI 216 (TABLE 2.1.)

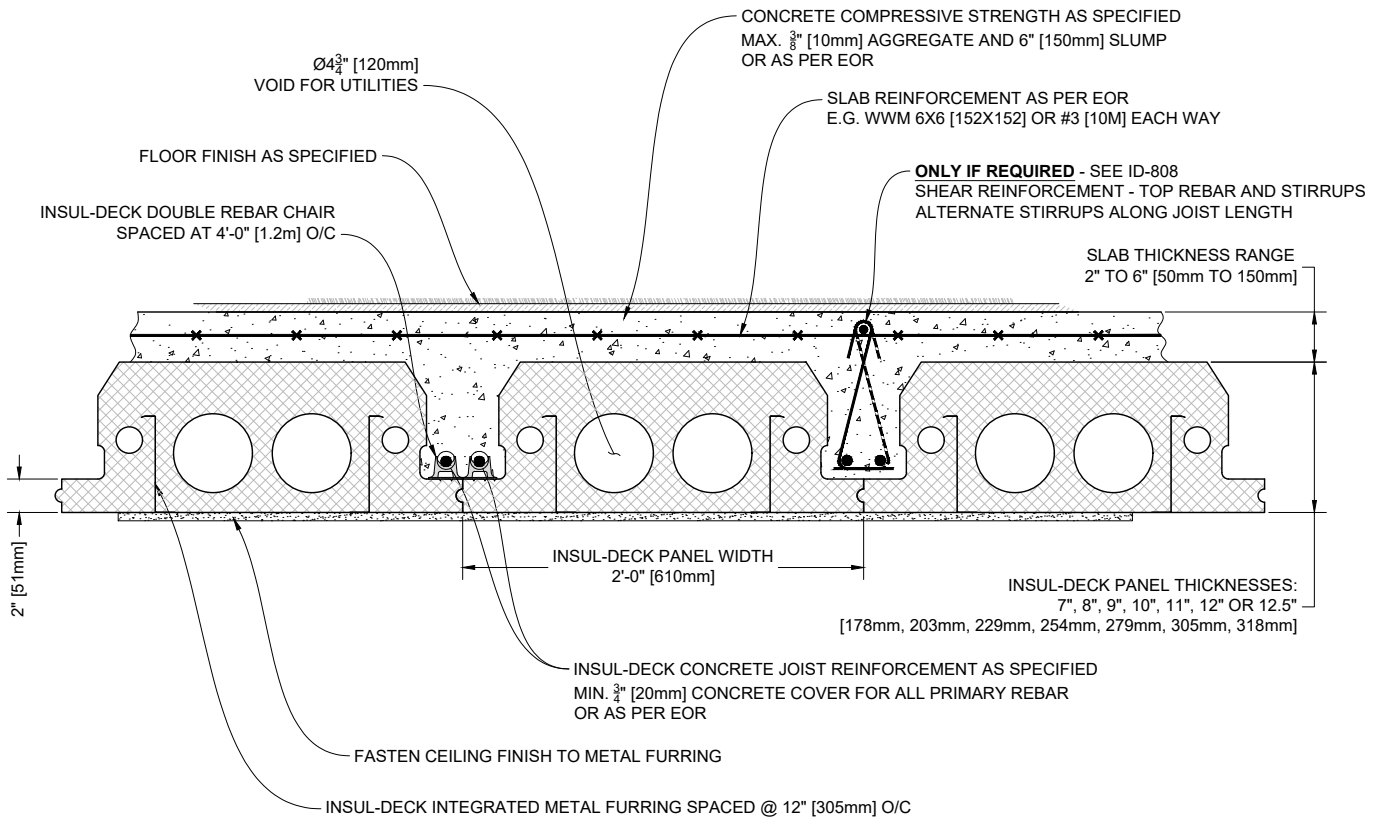
2 SAMPLE METRIC INSUL-DECK SCHEDULE
SPECIFICATIONS

Plastbau® Technology

INSUL-DECK
 65 Grady Knight Industrial Ct.
 Villa Rica, GA 30180-2107
 Phone: 800-475-6720
 Fax: 727-216-7946
 Email: insuldeck@insuldeck.com
 Web: www.insuldeck.com

SAMPLE INSUL-DECK STRUCTURAL SCHEDULE

DATE DRAWN:	2017-02-15	COMMENTS:	N/A
REVISION NO.:	R2	SHEET SIZE:	8.5" x 11" [216mm x 279mm]
REVISION DATE:	2021-10-01	SCALE:	NOT TO SCALE
DRAWN BY:	TECHNICAL	APPROVED BY:	G. K.
			ID-115

IT IS THE RESPONSIBILITY OF THE USER TO COMPLY WITH ALL APPLICABLE REGULATIONS AND BUILDING CODE REQUIREMENTS CONCERNING THE USE OF THESE PRODUCTS.
 IT IS FURTHER THE RESPONSIBILITY OF THE USER TO RESEARCH AND UNDERSTAND SAFE METHODS OF USE AND HANDLING OF THESE PRODUCTS.



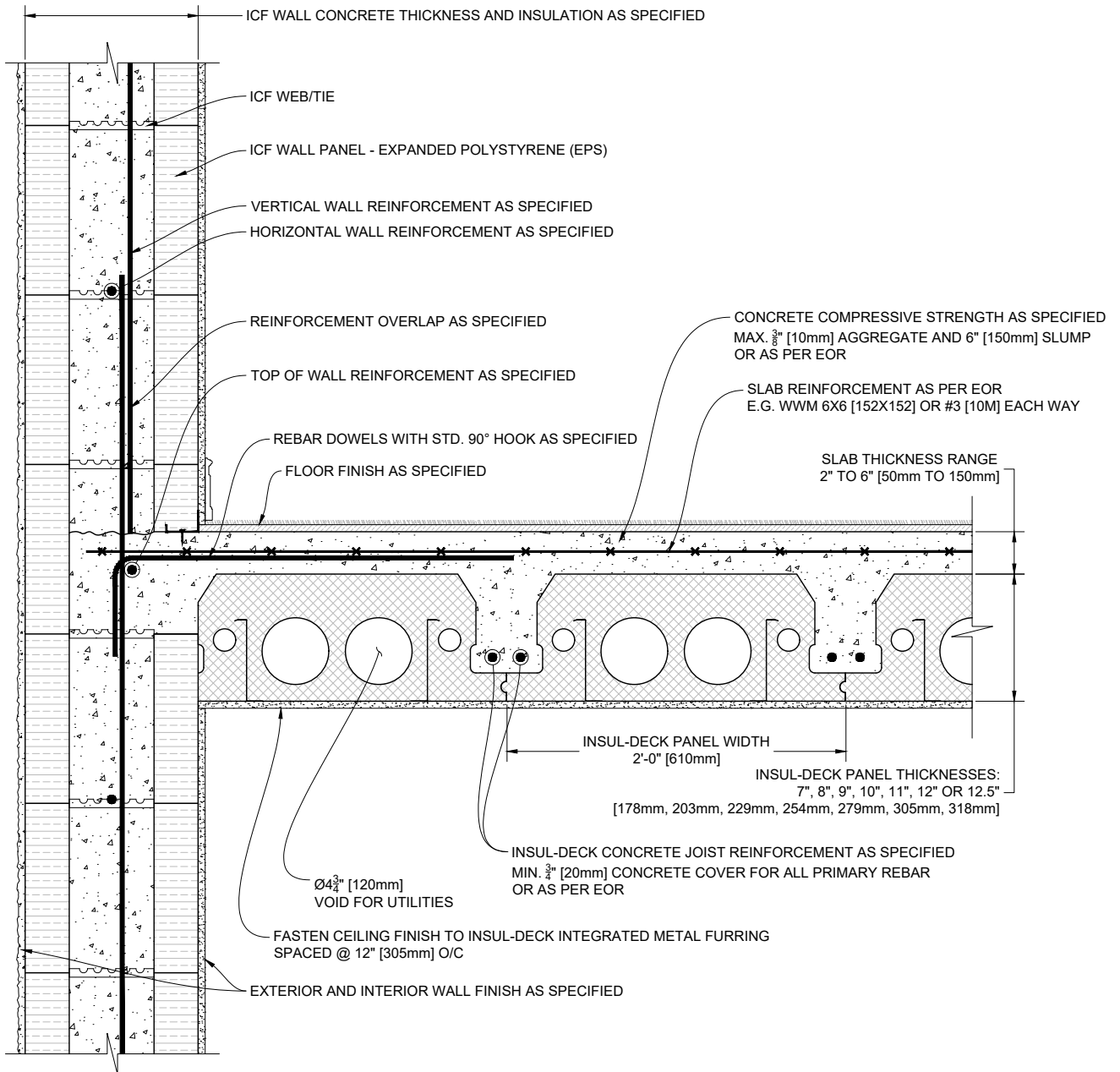
1 TYPICAL INSUL-DECK FLOOR DETAIL
 Scale: N.T.S.

Plastbau® Technology
INSUL-DECK®
 INSUL-DECK
 65 Grady Knight Industrial Ct.
 Villa Rica, GA 30180-2107
 Phone: 800-475-6720
 Fax: 727-216-7946
 Email: insuldeck@insuldeck.com
 Web: www.insuldeck.com

TYPICAL INSUL-DECK FLOOR DETAIL

IT IS THE RESPONSIBILITY OF THE USER TO COMPLY WITH ALL APPLICABLE REGULATIONS AND BUILDING CODE REQUIREMENTS CONCERNING THE USE OF THESE PRODUCTS.
 IT IS FURTHER THE RESPONSIBILITY OF THE USER TO RESEARCH AND UNDERSTAND SAFE METHODS OF USE AND HANDLING OF THESE PRODUCTS.

DATE DRAWN:	2017-02-15	COMMENTS:	N/A
REVISION NO.:	R2	SHEET SIZE:	8.5" x 11" [216mm x 279mm]
REVISION DATE:	2021-10-01	SCALE:	NOT TO SCALE
DRAWN BY:	TECHNICAL	APPROVED BY:	G. K.
			ID-201



1 INSUL-DECK PANELS PARALLEL TO ICF WALL
Scale: N.T.S.

Plastbau® Technology
INSUL-DECK®

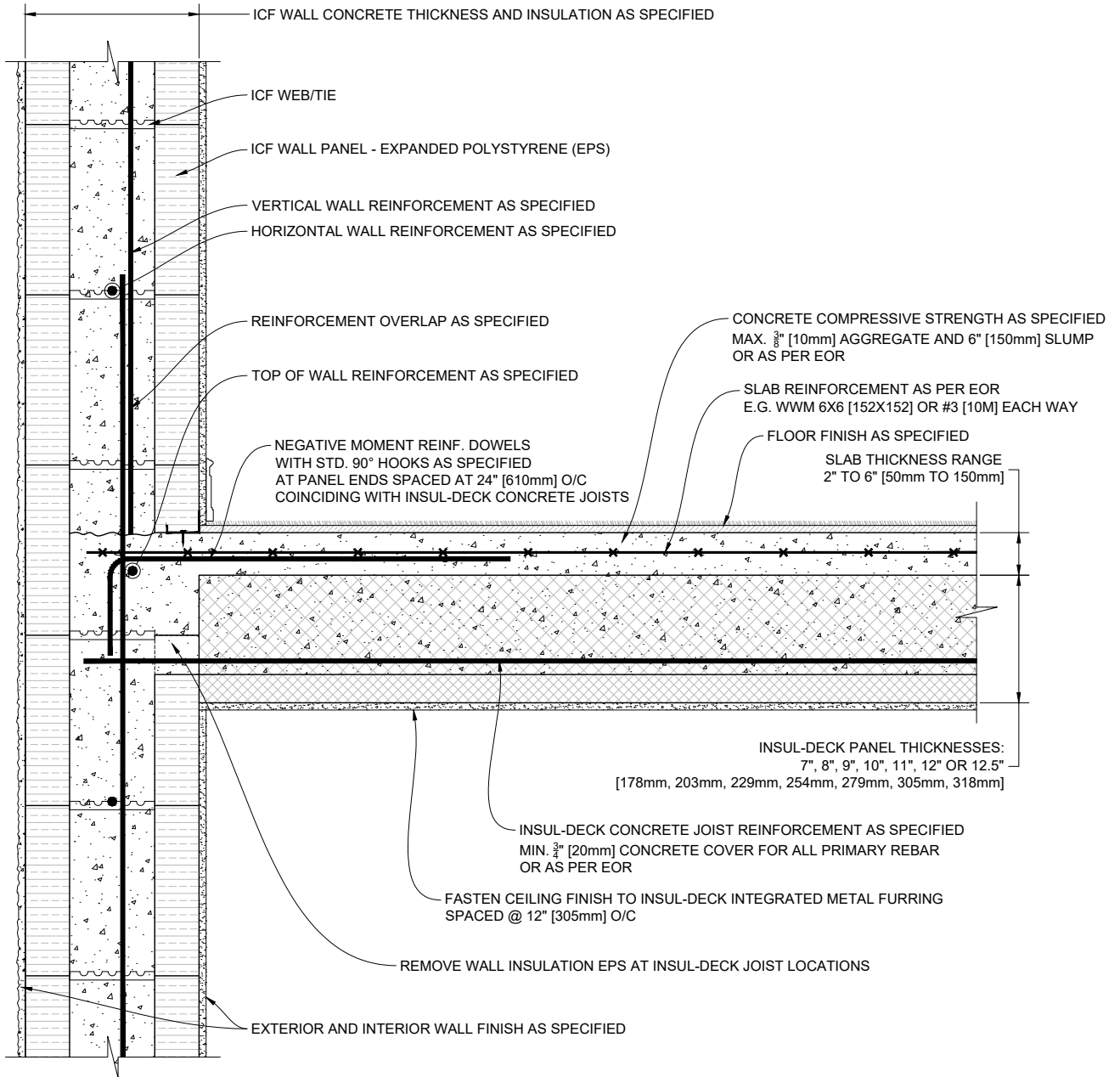
INSUL-DECK
65 Grady Knight Industrial Ct.
Villa Rica, GA 30180-2107

Phone: 800-475-6720
Fax: 727-216-7946
Email: insuldeck@insuldeck.com
Web: www.insuldeck.com

INSUL-DECK TO ICF WALL

DATE DRAWN:	2017-02-15	COMMENTS:	N/A
REVISION NO.:	R2	SHEET SIZE:	8.5" x 11" [216mm x 279mm]
REVISION DATE:	2021-10-01	SCALE:	NOT TO SCALE
DRAWN BY:	TECHNICAL	APPROVED BY:	G. K.
			ID-202

IT IS THE RESPONSIBILITY OF THE USER TO COMPLY WITH ALL APPLICABLE REGULATIONS AND BUILDING CODE REQUIREMENTS CONCERNING THE USE OF THESE PRODUCTS.
IT IS FURTHER THE RESPONSIBILITY OF THE USER TO RESEARCH AND UNDERSTAND SAFE METHODS OF USE AND HANDLING OF THESE PRODUCTS.



1 INSUL-DECK PANELS PERPENDICULAR TO ICF WALL
Scale: N.T.S.

Plastbau® Technology
INSUL-DECK®

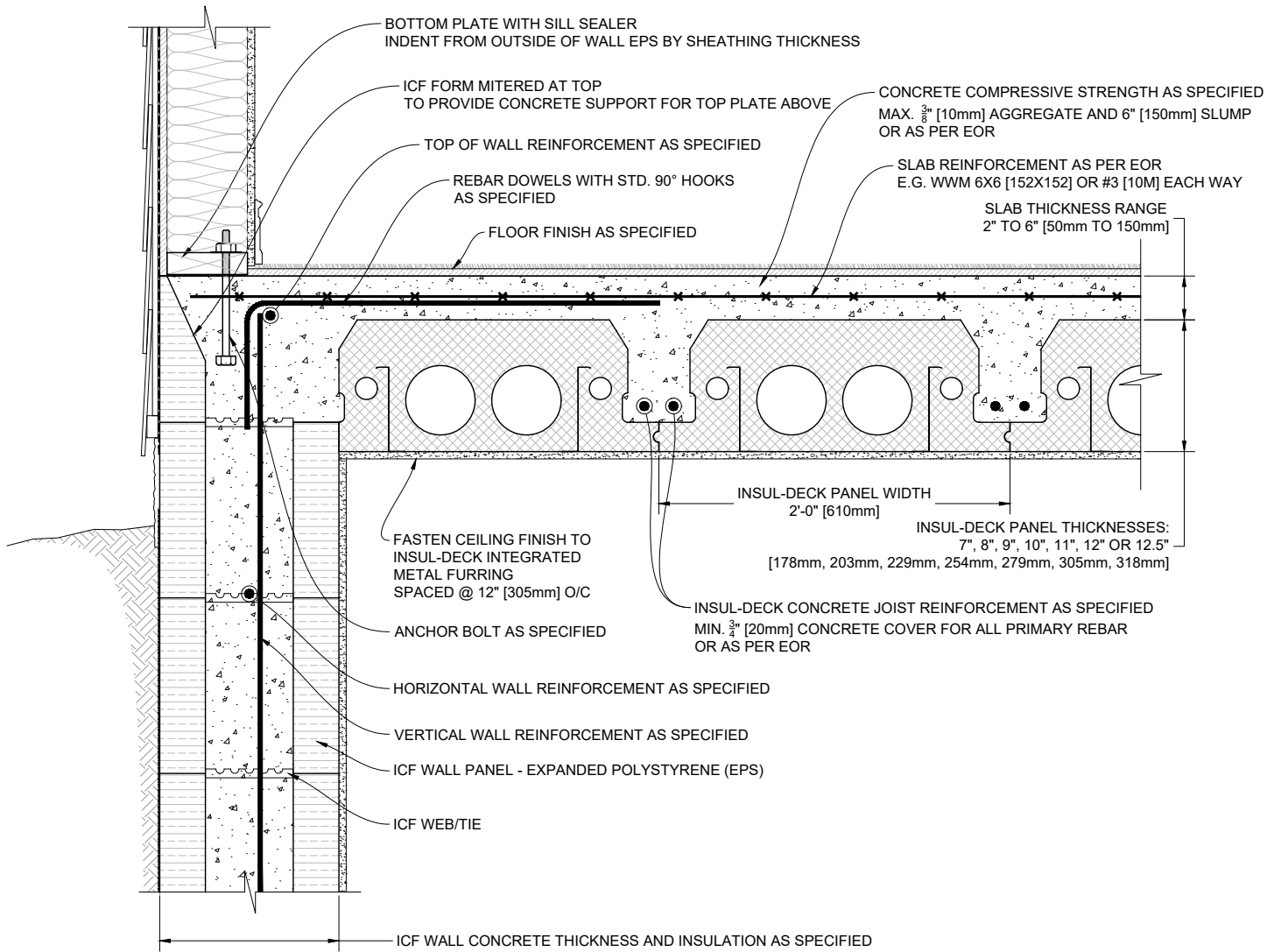
INSUL-DECK
65 Grady Knight Industrial Ct.
Villa Rica, GA 30180-2107

Phone: 800-475-6720
Fax: 727-216-7946
Email: insuldeck@insuldeck.com
Web: www.insuldeck.com

INSUL-DECK TO ICF WALL

DATE DRAWN:	2017-02-15	COMMENTS:	N/A
REVISION NO.:	R2	SHEET SIZE:	8.5" x 11" [216mm x 279mm]
REVISION DATE:	2021-10-01	SCALE:	NOT TO SCALE
DRAWN BY:	TECHNICAL	APPROVED BY:	G. K.
			ID-203

IT IS THE RESPONSIBILITY OF THE USER TO COMPLY WITH ALL APPLICABLE REGULATIONS AND BUILDING CODE REQUIREMENTS CONCERNING THE USE OF THESE PRODUCTS.
IT IS FURTHER THE RESPONSIBILITY OF THE USER TO RESEARCH AND UNDERSTAND SAFE METHODS OF USE AND HANDLING OF THESE PRODUCTS.



1 INSUL-DECK PANELS PARALLEL TO TOP OF ICF WALL

Scale: N.T.S.

Plastbau® Technology
INSUL-DECK®

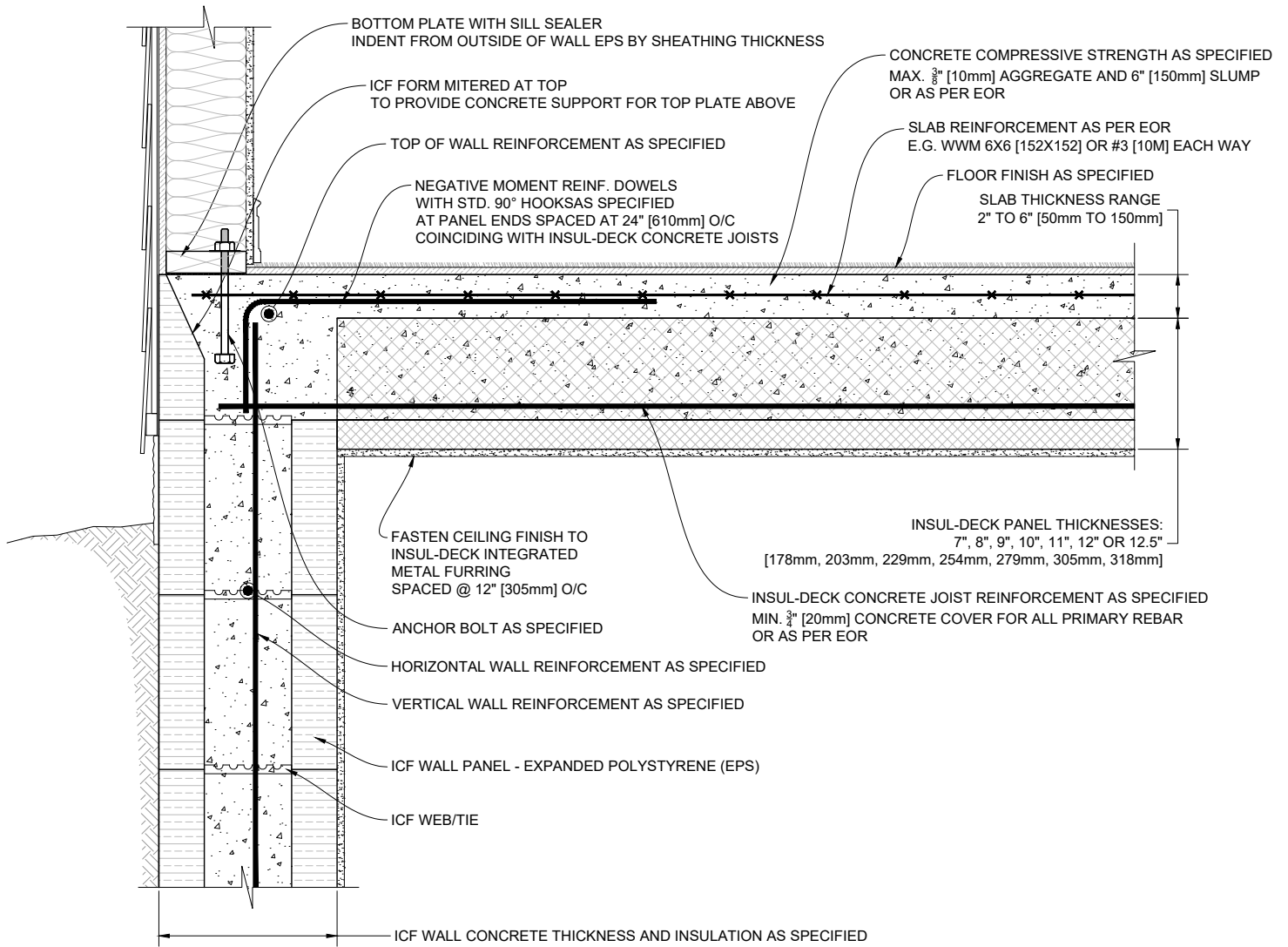
INSUL-DECK
 65 Grady Knight Industrial Ct.
 Villa Rica, GA 30180-2107

Phone: 800-475-6720
 Fax: 727-216-7946
 Email: insuldeck@insuldeck.com
 Web: www.insuldeck.com

INSUL-DECK TO ICF WALL

IT IS THE RESPONSIBILITY OF THE USER TO COMPLY WITH ALL APPLICABLE REGULATIONS AND BUILDING CODE REQUIREMENTS CONCERNING THE USE OF THESE PRODUCTS.
 IT IS FURTHER THE RESPONSIBILITY OF THE USER TO RESEARCH AND UNDERSTAND SAFE METHODS OF USE AND HANDLING OF THESE PRODUCTS.

DATE DRAWN:	2017-02-15	COMMENTS:	N/A
REVISION NO.:	R2	SHEET SIZE:	8.5" x 11" [216mm x 279mm]
REVISION DATE:	2021-10-01	SCALE:	NOT TO SCALE
DRAWN BY:	TECHNICAL	APPROVED BY:	G. K.
			DRAWING NO. ID-204



1 INSUL-DECK PANELS PERPENDICULAR TO TOP OF ICF WALL

Scale: N.T.S.

Plastbau® Technology
INSUL-DECK®

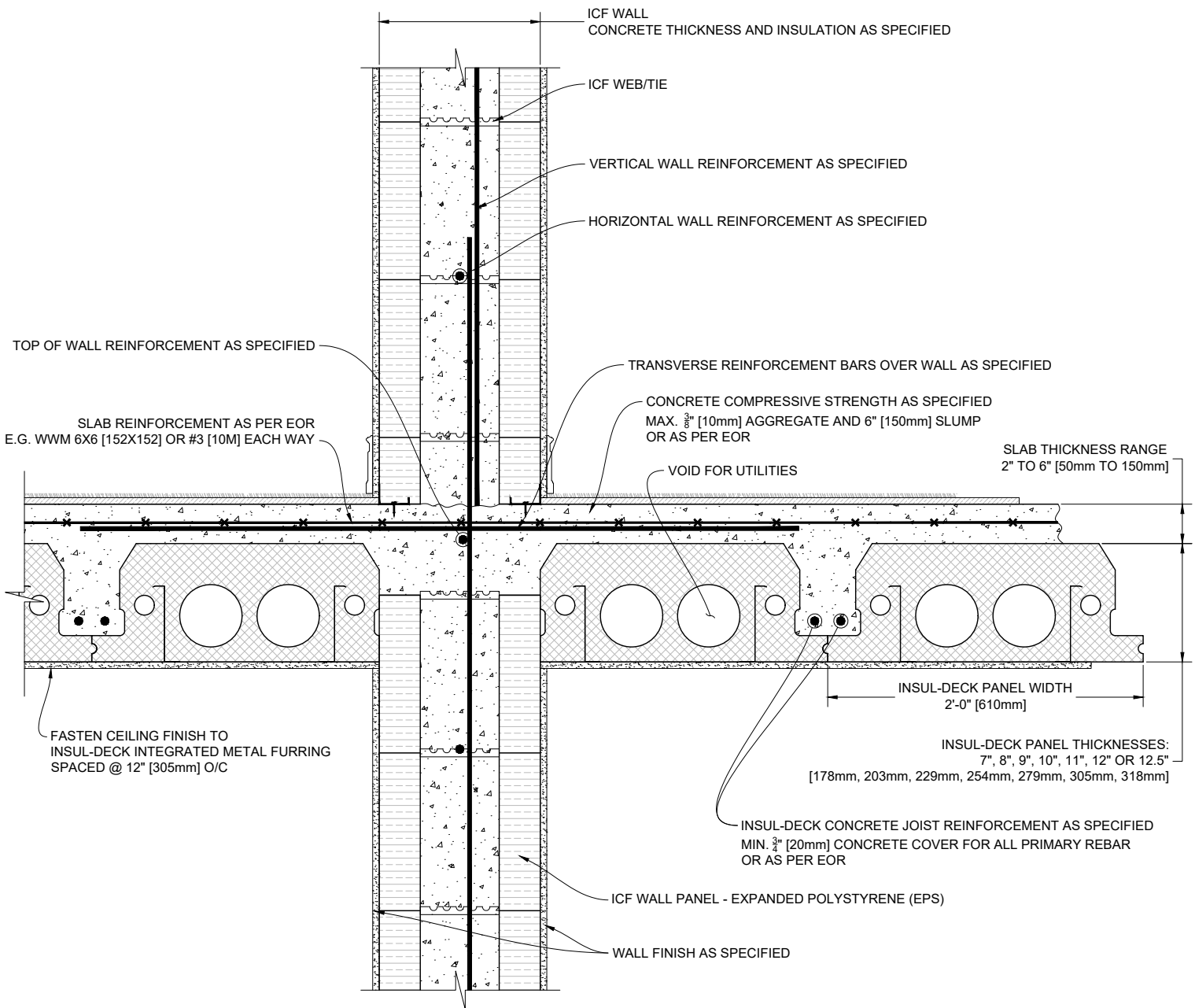
INSUL-DECK
 65 Grady Knight Industrial Ct.
 Villa Rica, GA 30180-2107

Phone: 800-475-6720
 Fax: 727-216-7946
 Email: insuldeck@insuldeck.com
 Web: www.insuldeck.com

INSUL-DECK TO ICF WALL

IT IS THE RESPONSIBILITY OF THE USER TO COMPLY WITH ALL APPLICABLE REGULATIONS AND BUILDING CODE REQUIREMENTS CONCERNING THE USE OF THESE PRODUCTS.
 IT IS FURTHER THE RESPONSIBILITY OF THE USER TO RESEARCH AND UNDERSTAND SAFE METHODS OF USE AND HANDLING OF THESE PRODUCTS.

DATE DRAWN:	2017-02-15	COMMENTS:	N/A
REVISION NO.:	R2	SHEET SIZE:	8.5" x 11" [216mm x 279mm]
REVISION DATE:	2021-10-01	SCALE:	NOT TO SCALE
DRAWN BY:	TECHNICAL	APPROVED BY:	G. K.
			DRAWING NO. ID-205



1 INSUL-DECK PANELS PARALLEL TO ICF INTERMEDIATE WALL
Scale: N.T.S.

Plastbau® Technology
INSUL-DECK®

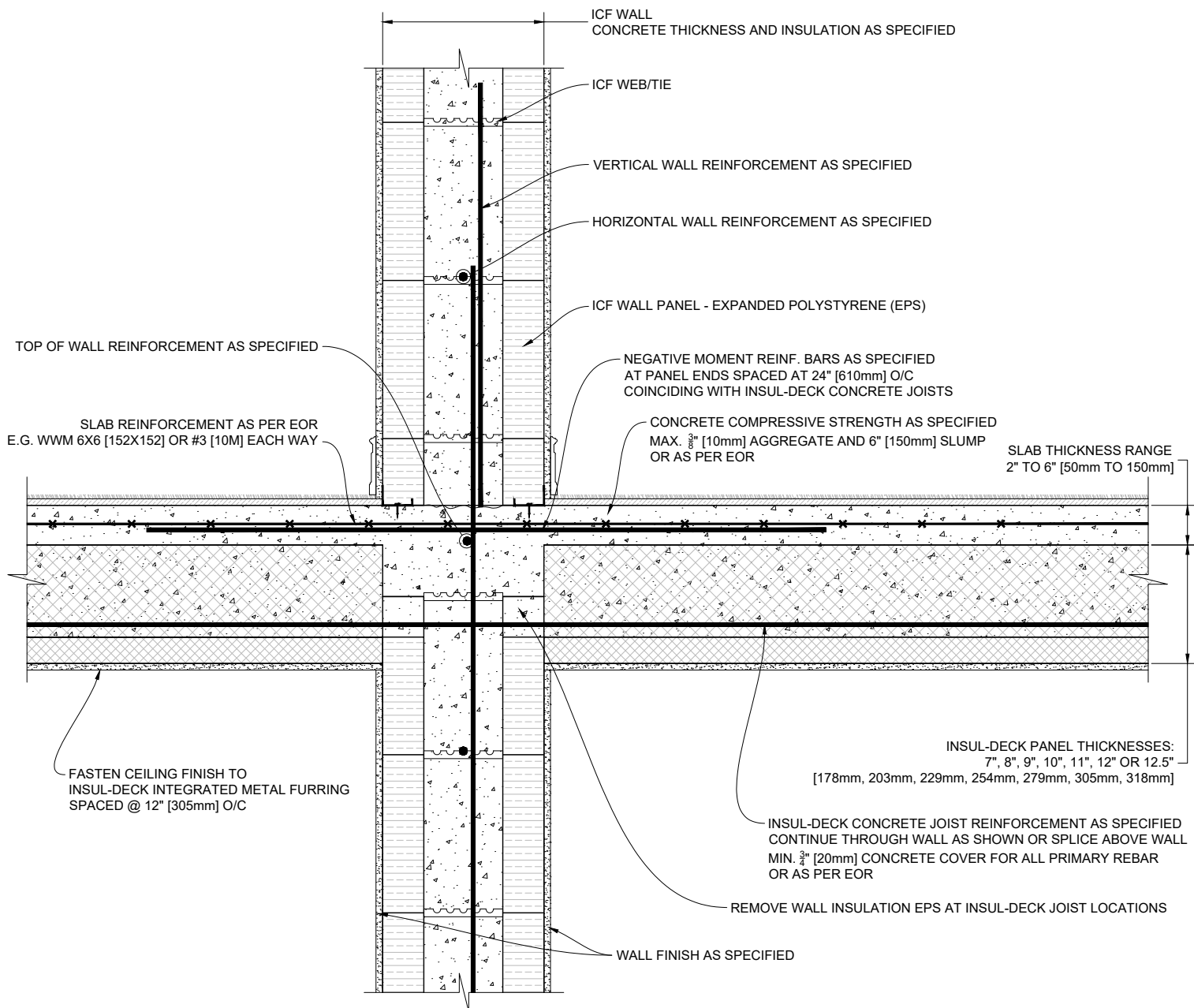
INSUL-DECK
65 Grady Knight Industrial Ct.
Villa Rica, GA 30180-2107

Phone: 800-475-6720
Fax: 727-216-7946
Email: insuldeck@insuldeck.com
Web: www.insuldeck.com

INSUL-DECK TO INTERMEDIATE ICF WALL

DATE DRAWN:	2017-02-15	COMMENTS:	N/A
REVISION NO.:	R2	SHEET SIZE:	8.5" x 11" [216mm x 279mm]
REVISION DATE:	2021-10-01	SCALE:	NOT TO SCALE
DRAWN BY:	TECHNICAL	APPROVED BY:	G. K.
			ID-206

IT IS THE RESPONSIBILITY OF THE USER TO COMPLY WITH ALL APPLICABLE REGULATIONS AND BUILDING CODE REQUIREMENTS CONCERNING THE USE OF THESE PRODUCTS.
IT IS FURTHER THE RESPONSIBILITY OF THE USER TO RESEARCH AND UNDERSTAND SAFE METHODS OF USE AND HANDLING OF THESE PRODUCTS.



1 INSUL-DECK PANELS PERPENDICULAR TO ICF INTERMEDIATE WALL
Scale: N.T.S.

Plastbau® Technology
INSUL-DECK®

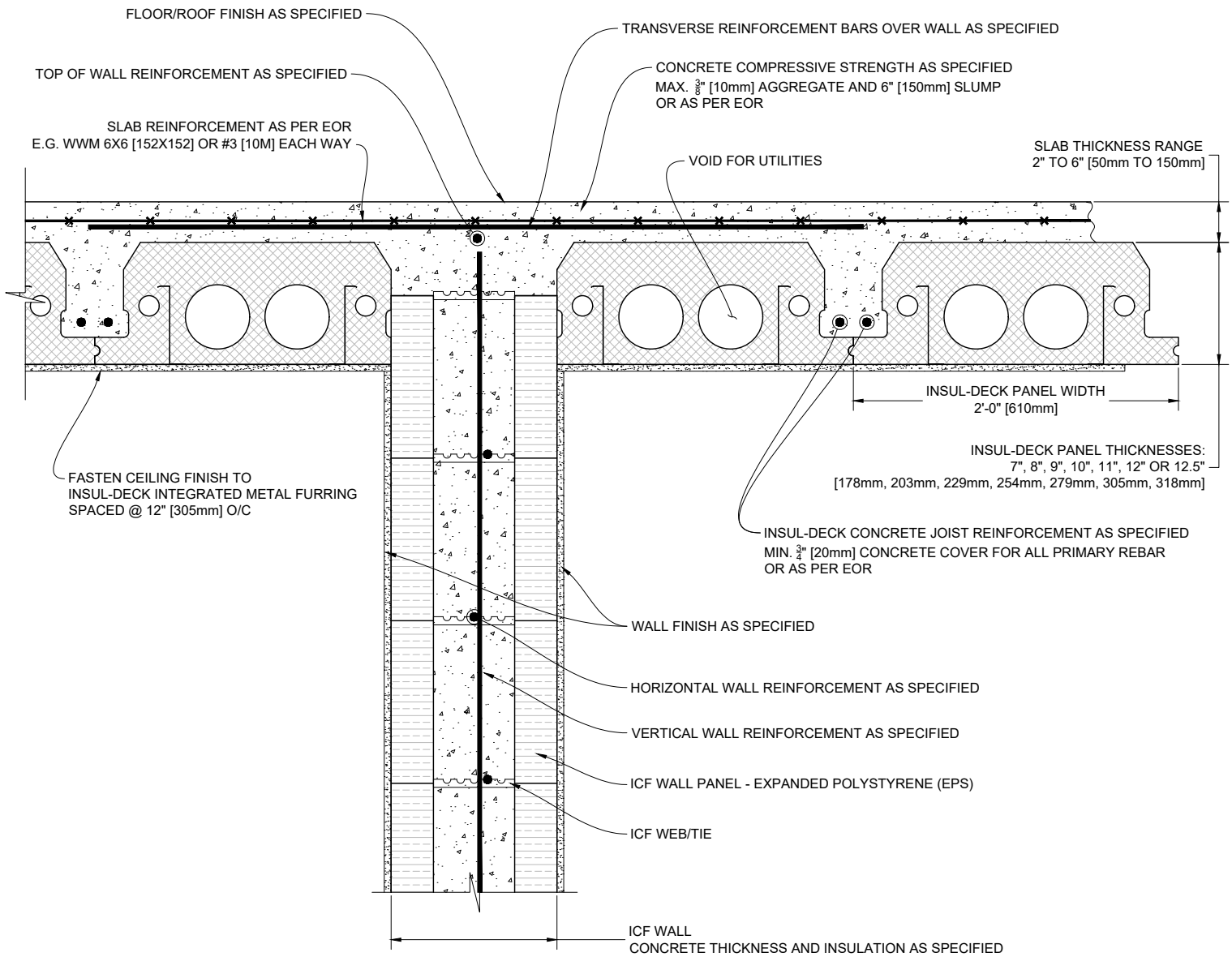
INSUL-DECK
65 Grady Knight Industrial Ct.
Villa Rica, GA 30180-2107

Phone: 800-475-6720
Fax: 727-216-7946
Email: insuldeck@insuldeck.com
Web: www.insuldeck.com

IT IS THE RESPONSIBILITY OF THE USER TO COMPLY WITH ALL APPLICABLE REGULATIONS AND BUILDING CODE REQUIREMENTS CONCERNING THE USE OF THESE PRODUCTS.
IT IS FURTHER THE RESPONSIBILITY OF THE USER TO RESEARCH AND UNDERSTAND SAFE METHODS OF USE AND HANDLING OF THESE PRODUCTS.

INSUL-DECK TO INTERMEDIATE ICF WALL

DATE DRAWN:	2017-02-15	COMMENTS:	N/A
REVISION NO.:	R2	SHEET SIZE:	8.5" x 11" [216mm x 279mm]
REVISION DATE:	2021-10-01	SCALE:	NOT TO SCALE
DRAWN BY:	TECHNICAL	APPROVED BY:	G. K.
			DRAWING NO. ID-207



1 INSUL-DECK PANELS PARALLEL TO TOP OF ICF INTERMEDIATE WALL
Scale: N.T.S.

Plastbau® Technology
INSUL-DECK®

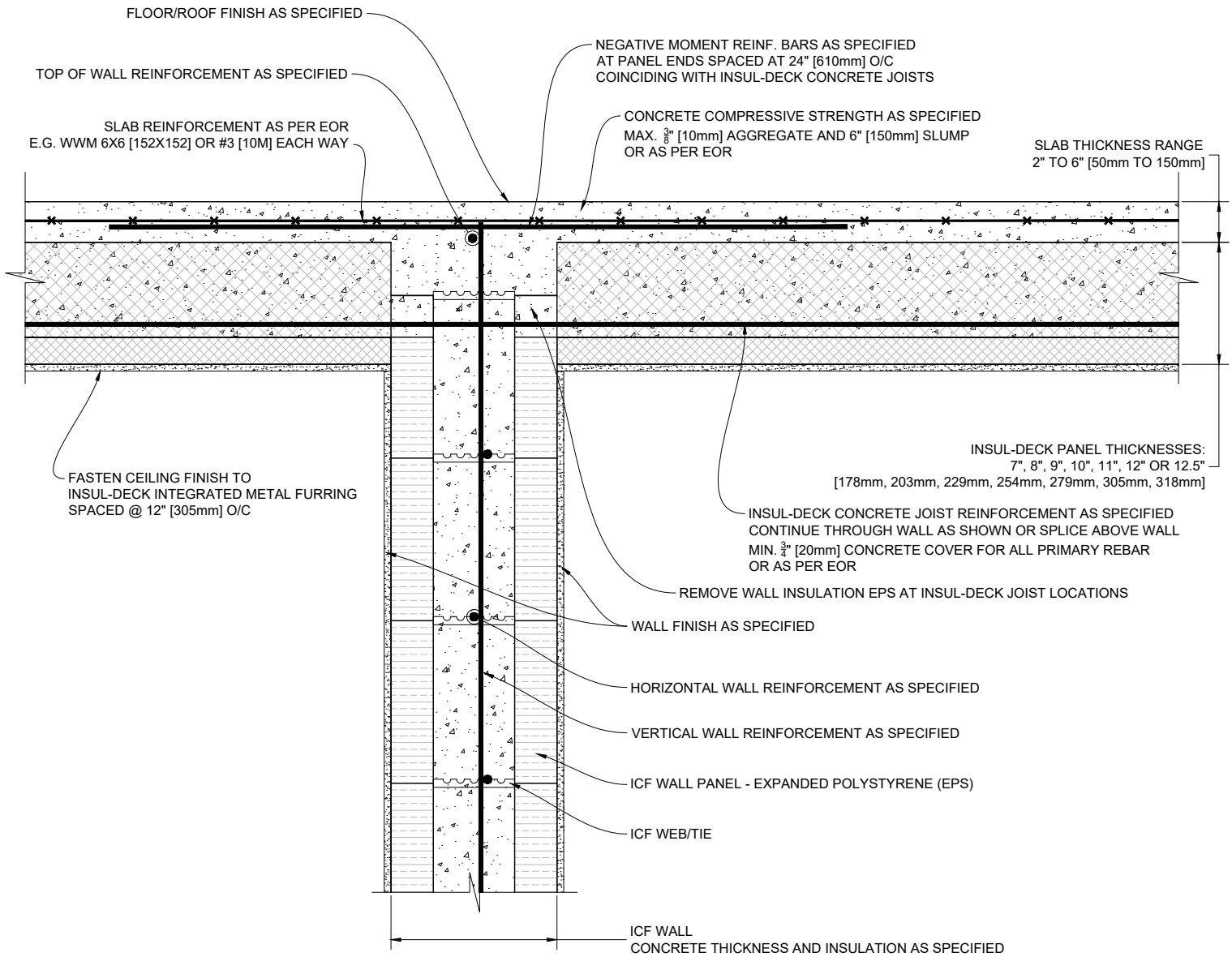
INSUL-DECK
65 Grady Knight Industrial Ct.
Villa Rica, GA 30180-2107

Phone: 800-475-6720
Fax: 727-216-7946
Email: insuldeck@insuldeck.com
Web: www.insuldeck.com

INSUL-DECK TO INTERMEDIATE ICF WALL

IT IS THE RESPONSIBILITY OF THE USER TO COMPLY WITH ALL APPLICABLE REGULATIONS AND BUILDING CODE REQUIREMENTS CONCERNING THE USE OF THESE PRODUCTS.
IT IS FURTHER THE RESPONSIBILITY OF THE USER TO RESEARCH AND UNDERSTAND SAFE METHODS OF USE AND HANDLING OF THESE PRODUCTS.

DATE DRAWN:	2017-02-15	COMMENTS:	N/A
REVISION NO.:	R2	SHEET SIZE:	8.5" x 11" [216mm x 279mm]
REVISION DATE:	2021-10-01	SCALE:	NOT TO SCALE
DRAWN BY:	TECHNICAL	APPROVED BY:	G. K.
			ID-208



1 INSUL-DECK PANELS PERPENDICULAR TO TOP OF ICF INTERMEDIATE WALL

Scale: N.T.S.

Plastbau® Technology
INSUL-DECK®

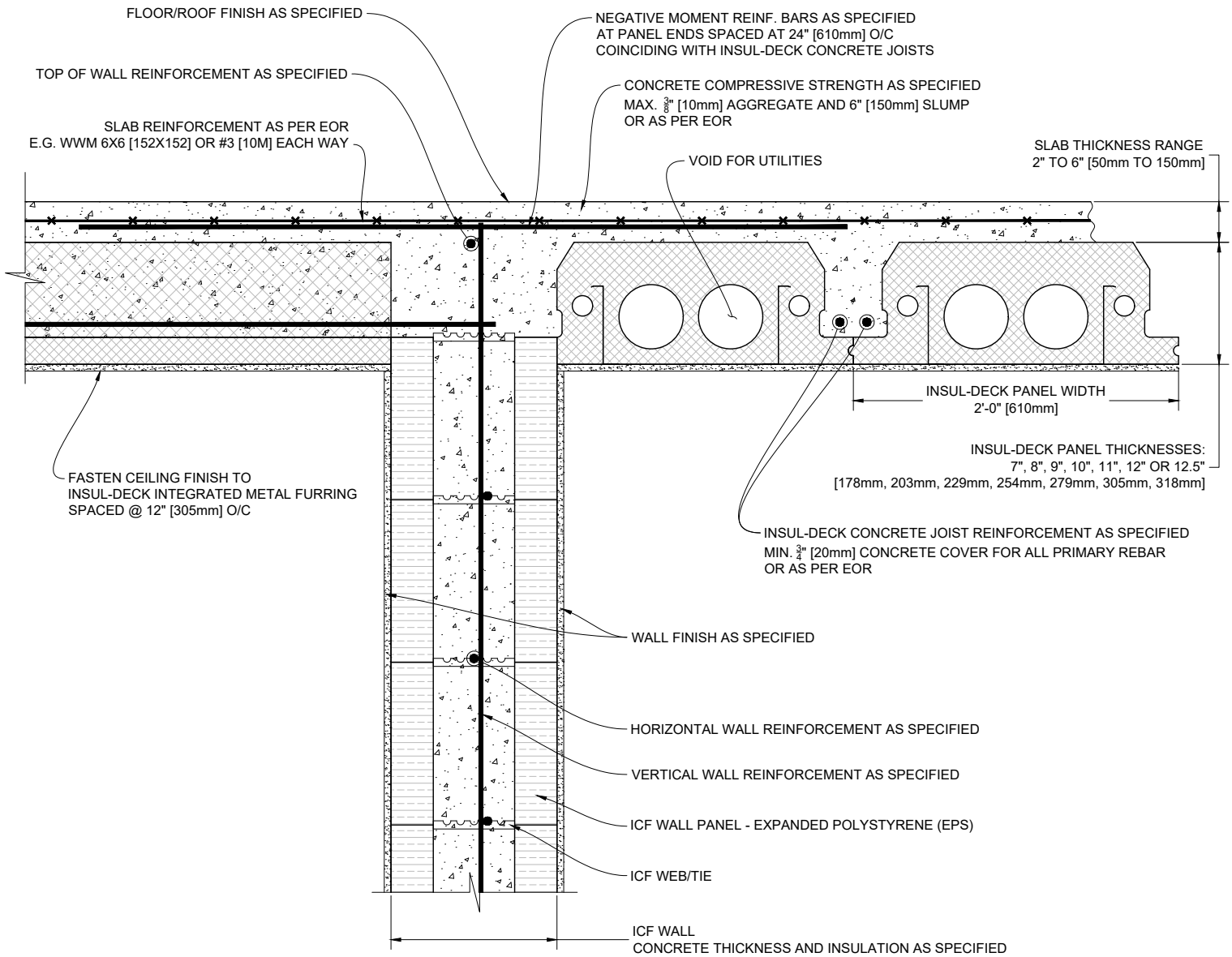
INSUL-DECK
65 Grady Knight Industrial Ct.
Villa Rica, GA 30180-2107

Phone: 800-475-6720
Fax: 727-216-7946
Email: insuldeck@insuldeck.com
Web: www.insuldeck.com

IT IS THE RESPONSIBILITY OF THE USER TO COMPLY WITH ALL APPLICABLE REGULATIONS AND BUILDING CODE REQUIREMENTS CONCERNING THE USE OF THESE PRODUCTS.
IT IS FURTHER THE RESPONSIBILITY OF THE USER TO RESEARCH AND UNDERSTAND SAFE METHODS OF USE AND HANDLING OF THESE PRODUCTS.

INSUL-DECK TO INTERMEDIATE ICF WALL

DATE DRAWN:	2017-02-15	COMMENTS:	N/A
REVISION NO.:	R2	SHEET SIZE:	8.5" x 11" [216mm x 279mm]
REVISION DATE:	2021-10-01	SCALE:	NOT TO SCALE
DRAWN BY:	TECHNICAL	APPROVED BY:	G. K.
			DRAWING NO. ID-209



1 INSUL-DECK PANELS PERPENDICULAR & PARALLEL TO TOP OF ICF WALL
Scale: N.T.S.

Plastbau® Technology
INSUL-DECK®

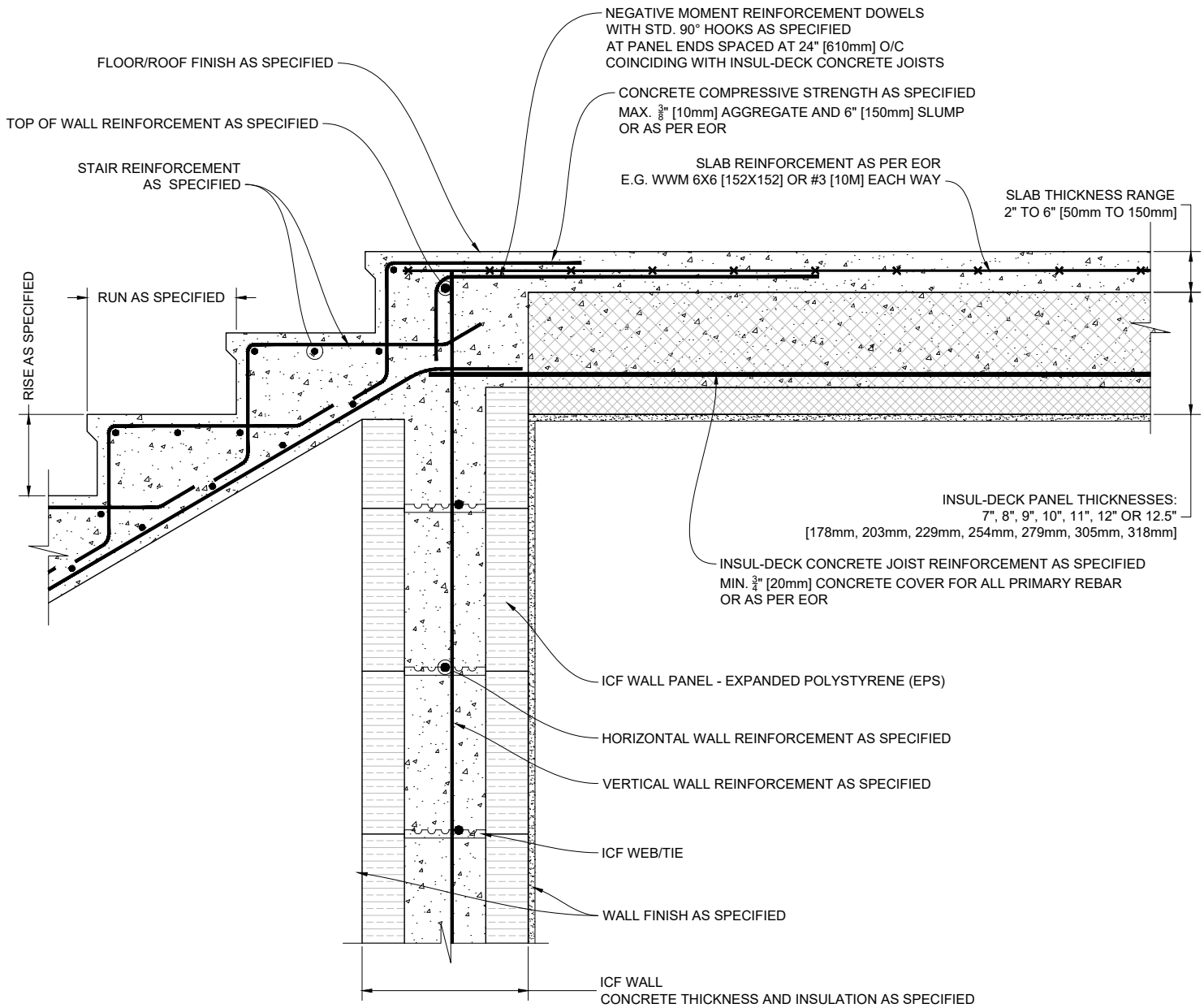
INSUL-DECK
65 Grady Knight Industrial Ct.
Villa Rica, GA 30180-2107

Phone: 800-475-6720
Fax: 727-216-7946
Email: insuldeck@insuldeck.com
Web: www.insuldeck.com

INSUL-DECK TO INTERMEDIATE ICF WALL

IT IS THE RESPONSIBILITY OF THE USER TO COMPLY WITH ALL APPLICABLE REGULATIONS AND BUILDING CODE REQUIREMENTS CONCERNING THE USE OF THESE PRODUCTS.
IT IS FURTHER THE RESPONSIBILITY OF THE USER TO RESEARCH AND UNDERSTAND SAFE METHODS OF USE AND HANDLING OF THESE PRODUCTS.

DATE DRAWN:	2017-02-15	COMMENTS:	N/A
REVISION NO.:	R2	SHEET SIZE:	8.5" x 11" [216mm x 279mm]
REVISION DATE:	2021-10-01	SCALE:	NOT TO SCALE
DRAWN BY:	TECHNICAL	APPROVED BY:	G. K.
			ID-210



1 INSUL-DECK PANELS PERPENDICULAR TO WALL/STAIR THREADS

Scale: N.T.S.

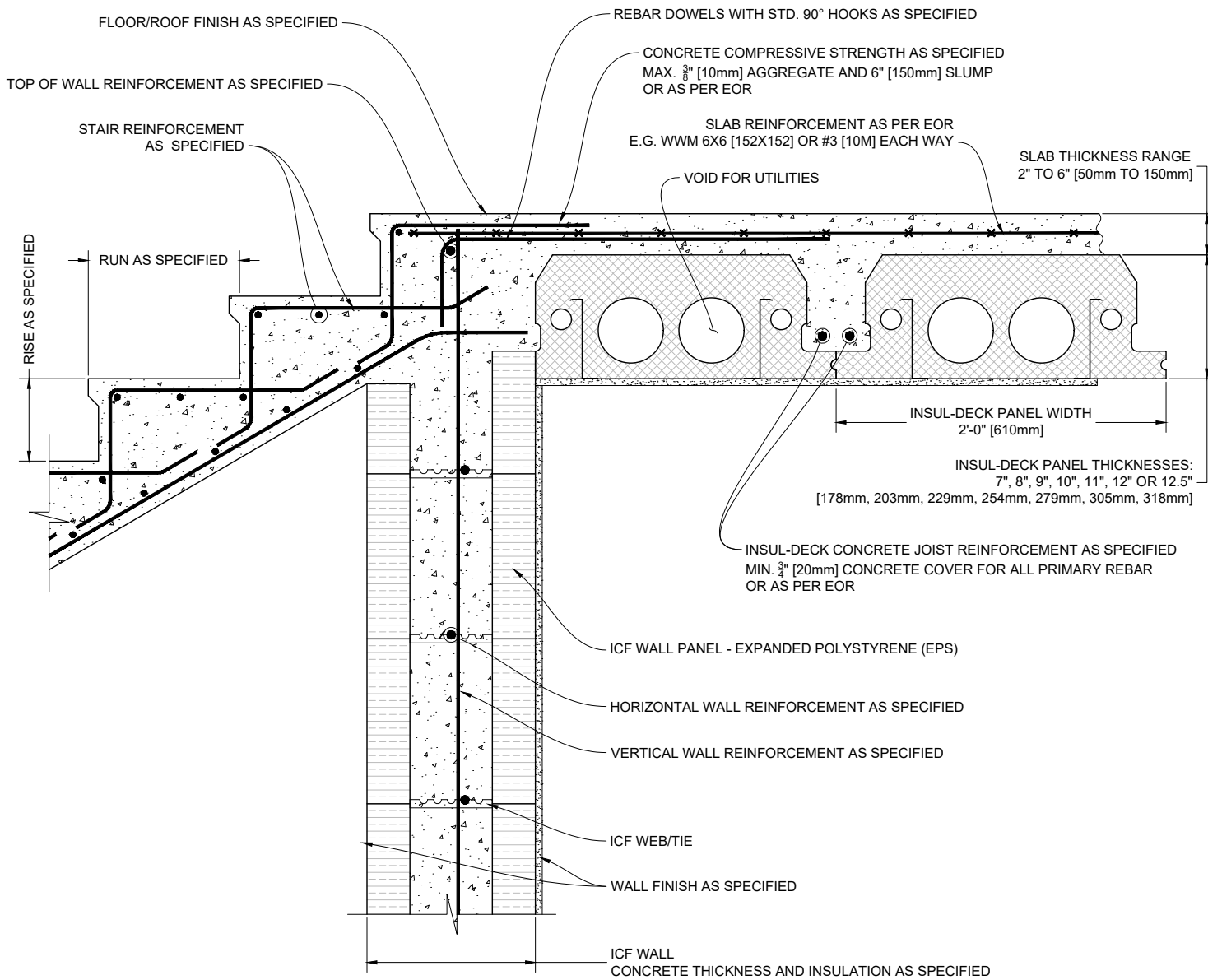
Plastbau® Technology
INSUL-DECK®

INSUL-DECK Phone: 800-475-6720
 65 Grady Knight Industrial Ct. Fax: 727-216-7946
 Villa Rica, GA 30180-2107 Email: insuldeck@insuldeck.com
 Web: www.insuldeck.com

IT IS THE RESPONSIBILITY OF THE USER TO COMPLY WITH ALL APPLICABLE REGULATIONS AND BUILDING CODE REQUIREMENTS CONCERNING THE USE OF THESE PRODUCTS.
 IT IS FURTHER THE RESPONSIBILITY OF THE USER TO RESEARCH AND UNDERSTAND SAFE METHODS OF USE AND HANDLING OF THESE PRODUCTS.

INSUL-DECK TO WALL & STAIR DETAIL

DATE DRAWN:	2017-02-15	COMMENTS:	N/A
REVISION NO.:	R2	SHEET SIZE:	8.5" x 11" [216mm x 279mm]
REVISION DATE:	2021-10-01	SCALE:	NOT TO SCALE
DRAWN BY:	TECHNICAL	APPROVED BY:	G. K.
			DRAWING NO. ID-211



1 INSUL-DECK PANELS PARALLEL TO WALL/STAIR THREADS

Scale: N.T.S.

Plastbau® Technology
INSUL-DECK®

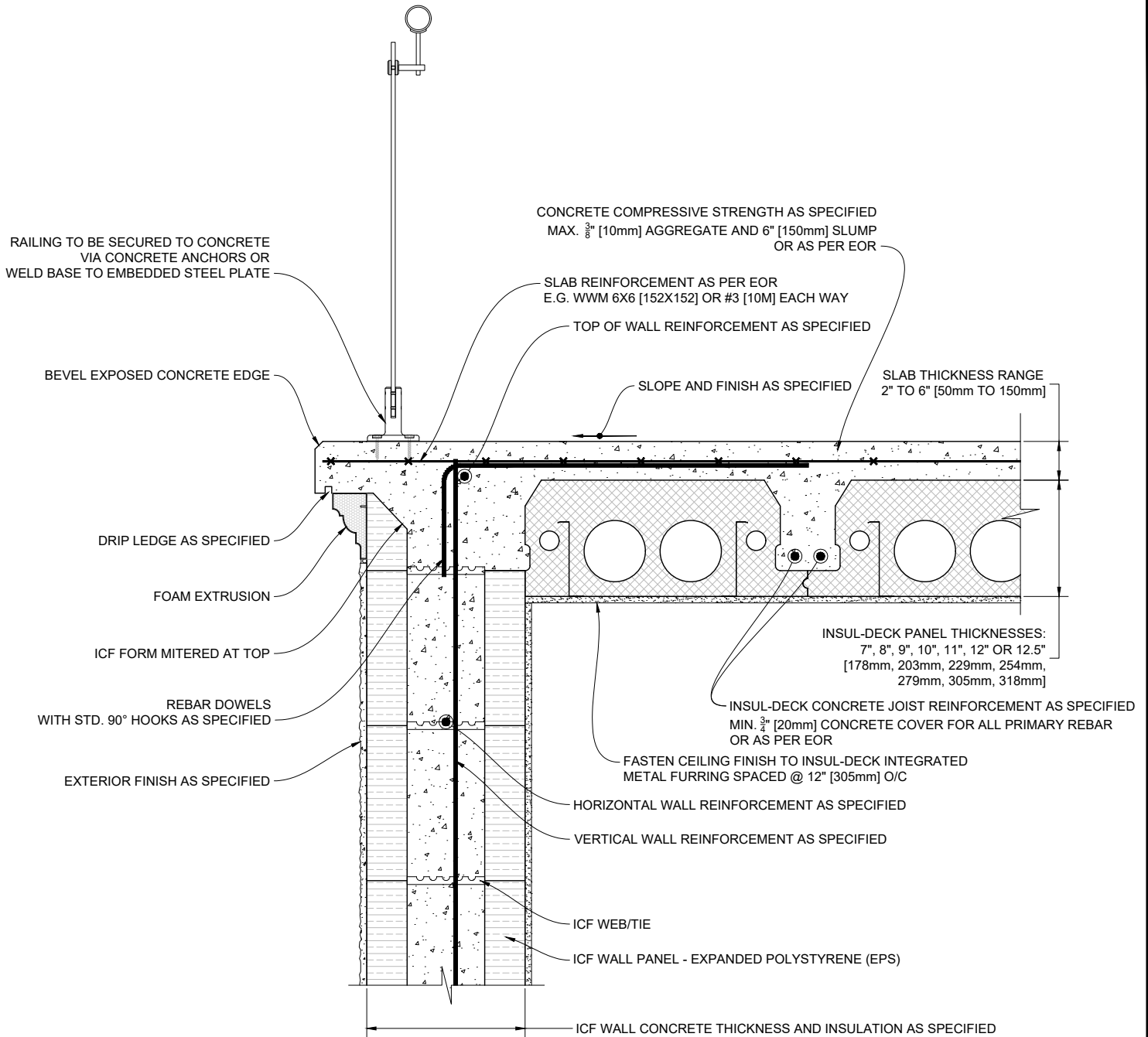
INSUL-DECK
 65 Grady Knight Industrial Ct.
 Villa Rica, GA 30180-2107

Phone: 800-475-6720
 Fax: 727-216-7946
 Email: insuldeck@insuldeck.com
 Web: www.insuldeck.com

INSUL-DECK TO WALL & STAIR DETAIL

DATE DRAWN:	2017-02-15	COMMENTS:	N/A
REVISION NO.:	R2	SHEET SIZE:	8.5" x 11" [216mm x 279mm]
REVISION DATE:	2021-10-01	SCALE:	NOT TO SCALE
DRAWN BY:	TECHNICAL	APPROVED BY:	G. K.
			ID-212

IT IS THE RESPONSIBILITY OF THE USER TO COMPLY WITH ALL APPLICABLE REGULATIONS AND BUILDING CODE REQUIREMENTS CONCERNING THE USE OF THESE PRODUCTS.
 IT IS FURTHER THE RESPONSIBILITY OF THE USER TO RESEARCH AND UNDERSTAND SAFE METHODS OF USE AND HANDLING OF THESE PRODUCTS.



1 INSUL-DECK PANELS PARALLEL TO TOP OF ICF WALL
 PORCH CONDITION
 Scale: N.T.S.

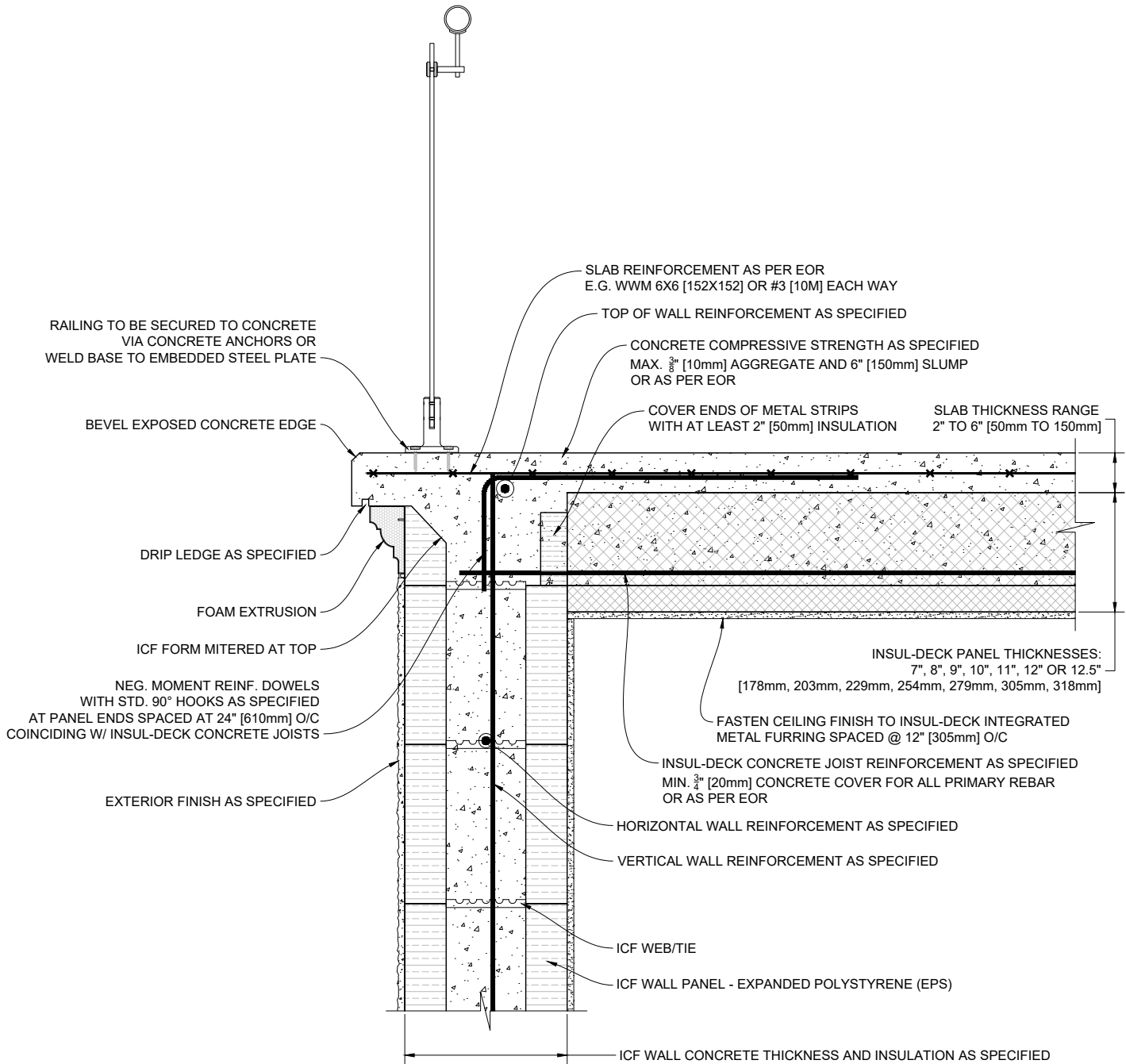
Plastbau® Technology
INSUL-DECK®

INSUL-DECK
 65 Grady Knight Industrial Ct.
 Villa Rica, GA 30180-2107
 Phone: 800-475-6720
 Fax: 727-216-7946
 Email: insuldeck@insuldeck.com
 Web: www.insuldeck.com

INSUL-DECK TO ICF WALL - EXTERIOR DECK

IT IS THE RESPONSIBILITY OF THE USER TO COMPLY WITH ALL APPLICABLE REGULATIONS AND BUILDING CODE REQUIREMENTS CONCERNING THE USE OF THESE PRODUCTS.
 IT IS FURTHER THE RESPONSIBILITY OF THE USER TO RESEARCH AND UNDERSTAND SAFE METHODS OF USE AND HANDLING OF THESE PRODUCTS.

DATE DRAWN:	2017-02-15	COMMENTS:	N/A
REVISION NO.:	R2	SHEET SIZE:	8.5" x 11" [216mm x 279mm]
REVISION DATE:	2021-10-01	SCALE:	NOT TO SCALE
DRAWN BY:	TECHNICAL	APPROVED BY:	G. K.
			DRAWING NO. ID-213



1 INSUL-DECK PANELS PERPENDICULAR TO TOP OF ICF WALL
 PORCH CONDITION
 Scale: N.T.S.

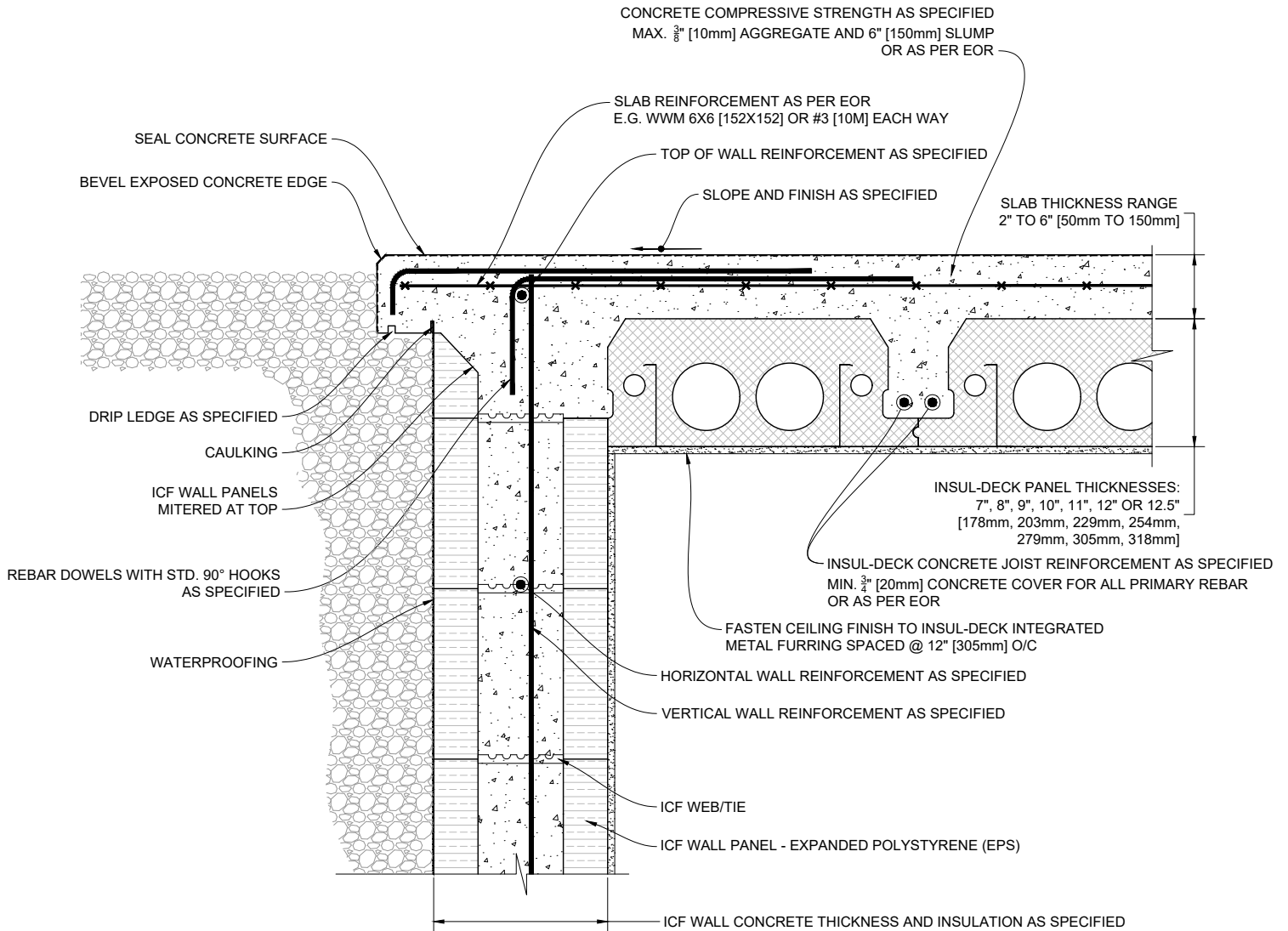
Plastbau® Technology
INSUL-DECK®

INSUL-DECK
 65 Grady Knight Industrial Ct.
 Villa Rica, GA 30180-2107
 Phone: 800-475-6720
 Fax: 727-216-7946
 Email: insuldeck@insuldeck.com
 Web: www.insuldeck.com

IT IS THE RESPONSIBILITY OF THE USER TO COMPLY WITH ALL APPLICABLE REGULATIONS AND BUILDING CODE REQUIREMENTS CONCERNING THE USE OF THESE PRODUCTS.
 IT IS FURTHER THE RESPONSIBILITY OF THE USER TO RESEARCH AND UNDERSTAND SAFE METHODS OF USE AND HANDLING OF THESE PRODUCTS.

INSUL-DECK TO ICF WALL - EXTERIOR DECK

DATE DRAWN:	2017-02-15	COMMENTS:	N/A
REVISION NO.:	R2	SHEET SIZE:	8.5" x 11" [216mm x 279mm]
REVISION DATE:	2021-10-01	SCALE:	NOT TO SCALE
DRAWN BY:	TECHNICAL	APPROVED BY:	G. K.
			ID-214



1 INSUL-DECK PANELS PARALLEL TO ICF WALL
DRIVEWAY CONDITION

Scale: N.T.S.

Plastbau® Technology
INSUL-DECK®

INSUL-DECK
65 Grady Knight Industrial Ct.
Villa Rica, GA 30180-2107

Phone: 800-475-6720
Fax: 727-216-7946
Email: insuldeck@insuldeck.com
Web: www.insuldeck.com

INSUL-DECK TO ICF WALL - DRIVEWAY

IT IS THE RESPONSIBILITY OF THE USER TO COMPLY WITH ALL APPLICABLE REGULATIONS AND BUILDING CODE REQUIREMENTS CONCERNING THE USE OF THESE PRODUCTS.
IT IS FURTHER THE RESPONSIBILITY OF THE USER TO RESEARCH AND UNDERSTAND SAFE METHODS OF USE AND HANDLING OF THESE PRODUCTS.

DATE DRAWN:	2017-02-15	COMMENTS:	N/A
REVISION NO.:	R2	SHEET SIZE:	8.5" x 11" [216mm x 279mm]
REVISION DATE:	2021-10-01	SCALE:	NOT TO SCALE
DRAWN BY:	TECHNICAL	APPROVED BY:	G. K.
			DRAWING NO. ID-215

CONCRETE COMPRESSIVE STRENGTH AS SPECIFIED
 MAX. $\frac{3}{8}$ " [10mm] AGGREGATE AND 6" [150mm] SLUMP
 OR AS PER EOR

SLAB REINFORCEMENT AS PER EOR
 E.G. WWM 6X6 [152X152] OR #3 [10M] EACH WAY

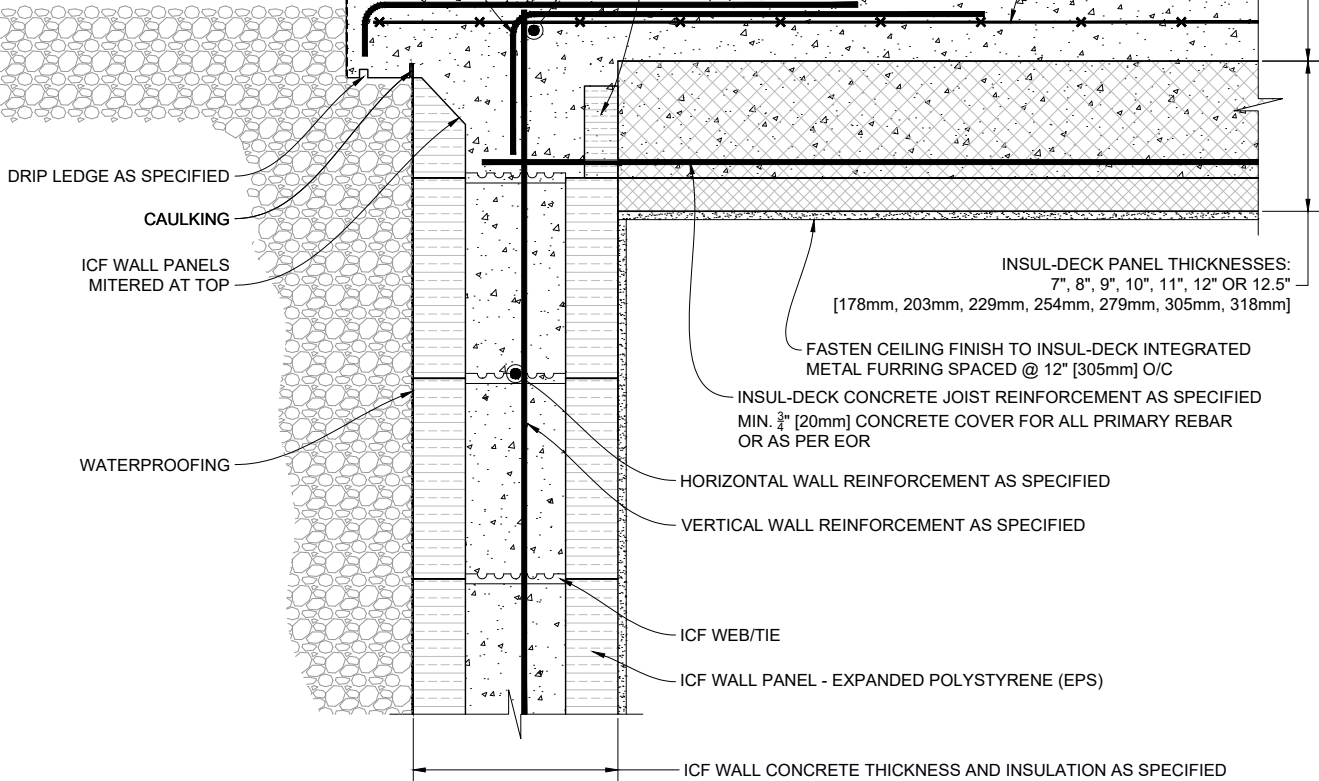
NEGATIVE MOMENT REINF. DOWELS
 WITH STD. 90° HOOKS AS SPECIFIED
 AT PANEL ENDS SPACED AT 24" [610mm] O/C
 COINCIDING WITH INSUL-DECK CONCRETE JOISTS

TOP OF WALL REINFORCEMENT AS SPECIFIED
 SLOPE AND FINISH AS SPECIFIED

SEAL CONCRETE SURFACE
 BEVEL EXPOSED CONCRETE EDGE

COVER ENDS OF METAL STRIPS
 WITH AT LEAST 2" [50mm] INSULATION

SLAB THICKNESS RANGE
 2" TO 6" [50mm TO 150mm]



DRIP LEDGE AS SPECIFIED

CAULKING

ICF WALL PANELS
 MITERED AT TOP

WATERPROOFING

INSUL-DECK PANEL THICKNESSES:
 7", 8", 9", 10", 11", 12" OR 12.5"
 [178mm, 203mm, 229mm, 254mm, 279mm, 305mm, 318mm]

FASTEN CEILING FINISH TO INSUL-DECK INTEGRATED
 METAL FURRING SPACED @ 12" [305mm] O/C

INSUL-DECK CONCRETE JOIST REINFORCEMENT AS SPECIFIED
 MIN. $\frac{3}{4}$ " [20mm] CONCRETE COVER FOR ALL PRIMARY REBAR
 OR AS PER EOR

HORIZONTAL WALL REINFORCEMENT AS SPECIFIED

VERTICAL WALL REINFORCEMENT AS SPECIFIED

ICF WEB/TIE

ICF WALL PANEL - EXPANDED POLYSTYRENE (EPS)

ICF WALL CONCRETE THICKNESS AND INSULATION AS SPECIFIED

1 INSUL-DECK PANELS PERPENDICULAR TO ICF WALL
 DRIVEWAY CONDITION

Scale: N.T.S.

Plastbau® Technology
INSUL-DECK

INSUL-DECK
 65 Grady Knight Industrial Ct.
 Villa Rica, GA 30180-2107

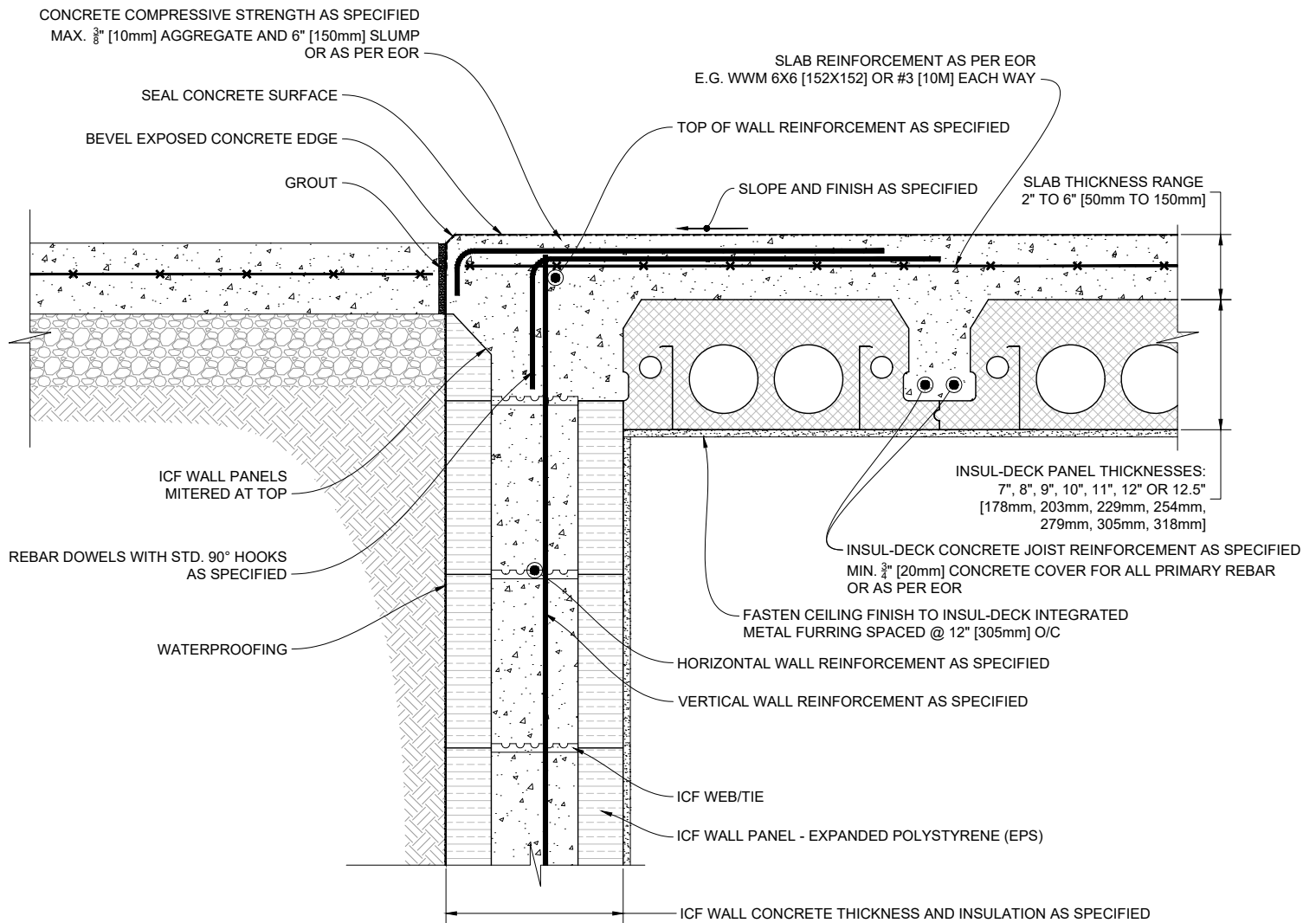
Phone: 800-475-6720
 Fax: 727-216-7946
 Email: insuldeck@insuldeck.com
 Web: www.insuldeck.com

INSUL-DECK TO ICF WALL - DRIVEWAY

DATE DRAWN:	2017-02-15	COMMENTS:	N/A
REVISION NO.:	R2	SHEET SIZE:	8.5" x 11" [216mm x 279mm]
REVISION DATE:	2021-10-01	SCALE:	NOT TO SCALE
DRAWN BY:	TECHNICAL	APPROVED BY:	G. K.

DRAWING NO. ID-216

IT IS THE RESPONSIBILITY OF THE USER TO COMPLY WITH ALL APPLICABLE REGULATIONS AND BUILDING CODE REQUIREMENTS CONCERNING THE USE OF THESE PRODUCTS.
 IT IS FURTHER THE RESPONSIBILITY OF THE USER TO RESEARCH AND UNDERSTAND SAFE METHODS OF USE AND HANDLING OF THESE PRODUCTS.



1 INSUL-DECK PANELS PARALLEL TO ICF WALL
DRIVEWAY CONDITION

Scale: N.T.S.

Plastbau® Technology

INSUL-DECK®

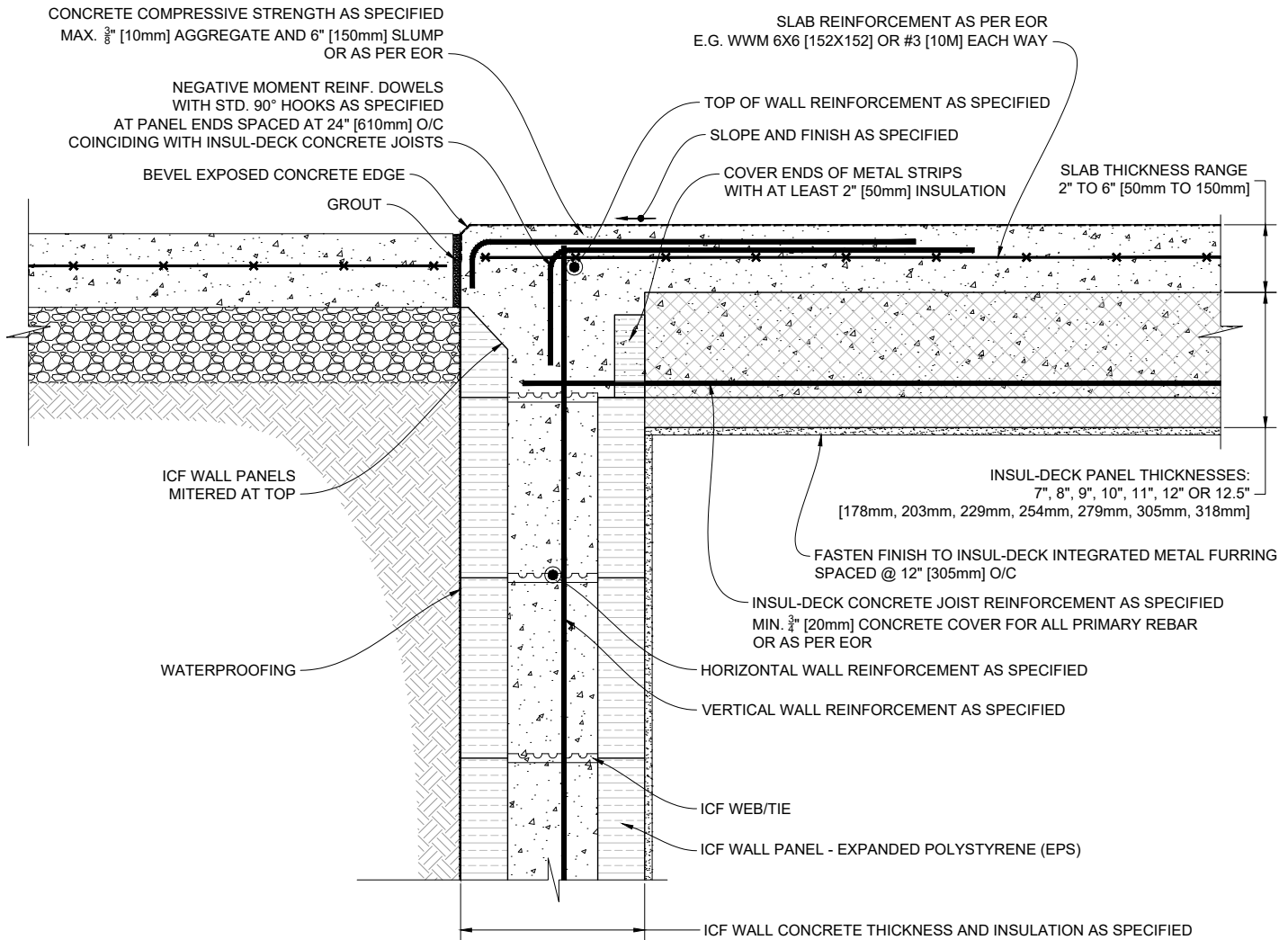
INSUL-DECK
65 Grady Knight Industrial Ct.
Villa Rica, GA 30180-2107

Phone: 800-475-6720
Fax: 727-216-7946
Email: insuldeck@insuldeck.com
Web: www.insuldeck.com

INSUL-DECK TO ICF WALL - DRIVEWAY

IT IS THE RESPONSIBILITY OF THE USER TO COMPLY WITH ALL APPLICABLE REGULATIONS AND BUILDING CODE REQUIREMENTS CONCERNING THE USE OF THESE PRODUCTS.
IT IS FURTHER THE RESPONSIBILITY OF THE USER TO RESEARCH AND UNDERSTAND SAFE METHODS OF USE AND HANDLING OF THESE PRODUCTS.

DATE DRAWN:	2017-02-15	COMMENTS:	N/A
REVISION NO.:	R2	SHEET SIZE:	8.5" x 11" [216mm x 279mm]
REVISION DATE:	2021-10-01	SCALE:	NOT TO SCALE
DRAWN BY:	TECHNICAL	APPROVED BY:	G. K.
			DRAWING NO. ID-217



1 INSUL-DECK PANELS PERPENDICULAR TO ICF WALL
 DRIVEWAY CONDITION
 Scale: N.T.S.

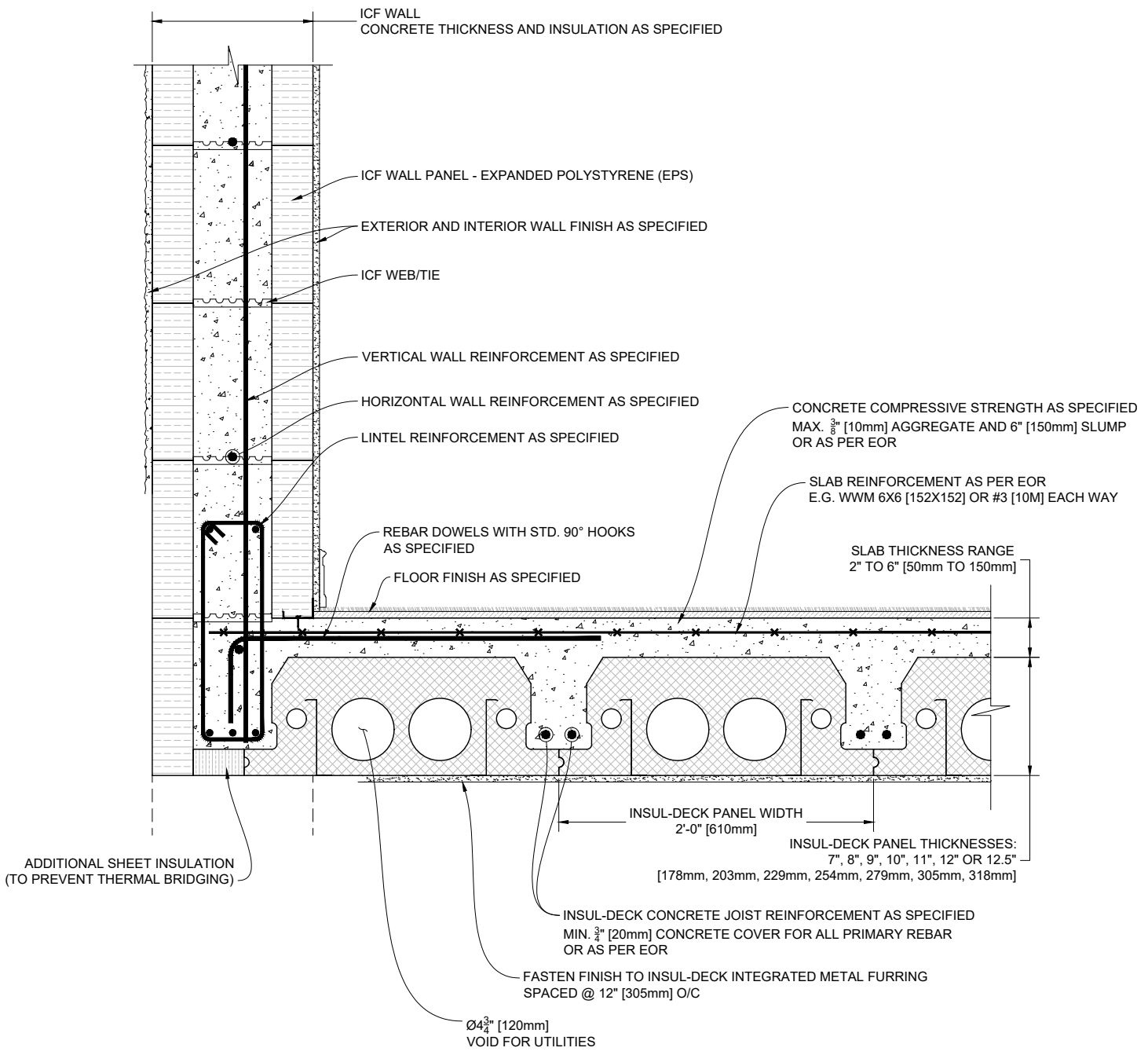
Plastbau® Technology
INSUL-DECK®

INSUL-DECK
 65 Grady Knight Industrial Ct.
 Villa Rica, GA 30180-2107
 Phone: 800-475-6720
 Fax: 727-216-7946
 Email: insuldeck@insuldeck.com
 Web: www.insuldeck.com

IT IS THE RESPONSIBILITY OF THE USER TO COMPLY WITH ALL APPLICABLE REGULATIONS AND BUILDING CODE REQUIREMENTS CONCERNING THE USE OF THESE PRODUCTS.
 IT IS FURTHER THE RESPONSIBILITY OF THE USER TO RESEARCH AND UNDERSTAND SAFE METHODS OF USE AND HANDLING OF THESE PRODUCTS.

INSUL-DECK TO ICF WALL - DRIVEWAY

DATE DRAWN:	2017-02-15	COMMENTS:	N/A
REVISION NO.:	R2	SHEET SIZE:	8.5" x 11" [216mm x 279mm]
REVISION DATE:	2021-10-01	SCALE:	NOT TO SCALE
DRAWN BY:	TECHNICAL	APPROVED BY:	G. K.
			DRAWING NO. ID-218



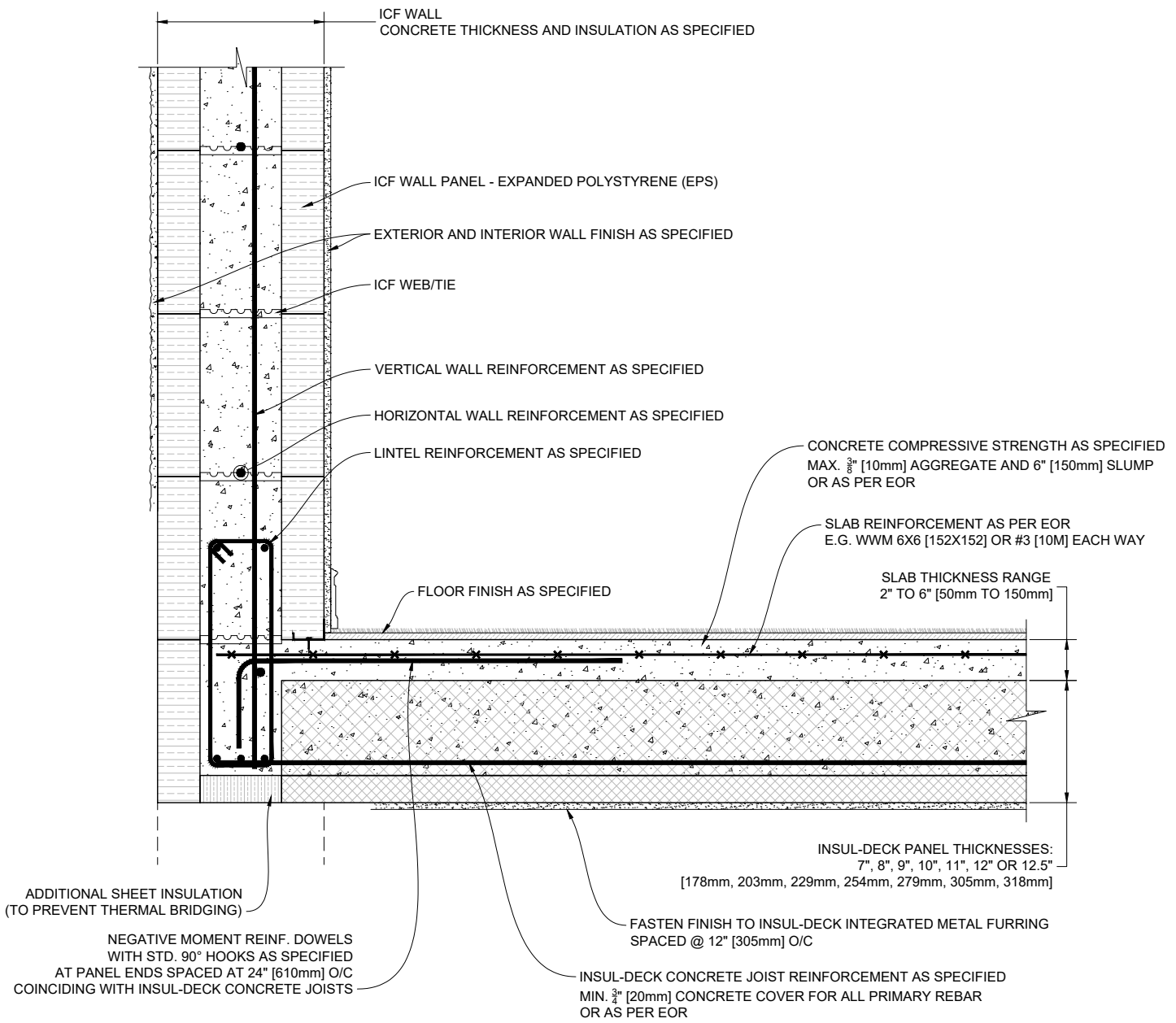
1 INSUL-DECK PANELS PARALLEL TO ICF WALL
FLUSHED HEAD OPENING CONDITION
Scale: N.T.S.

Plastbau® Technology
INSUL-DECK®
 INSUL-DECK
 65 Grady Knight Industrial Ct.
 Villa Rica, GA 30180-2107
 Phone: 800-475-6720
 Fax: 727-216-7946
 Email: insuldeck@insuldeck.com
 Web: www.insuldeck.com

INSUL-DECK TO ICF WALL - OVERHEAD

IT IS THE RESPONSIBILITY OF THE USER TO COMPLY WITH ALL APPLICABLE REGULATIONS AND BUILDING CODE REQUIREMENTS CONCERNING THE USE OF THESE PRODUCTS.
 IT IS FURTHER THE RESPONSIBILITY OF THE USER TO RESEARCH AND UNDERSTAND SAFE METHODS OF USE AND HANDLING OF THESE PRODUCTS.

DATE DRAWN:	2017-02-15	COMMENTS:	N/A
REVISION NO.:	R2	SHEET SIZE:	8.5" x 11" [216mm x 279mm]
REVISION DATE:	2021-10-01	SCALE:	NOT TO SCALE
DRAWN BY:	TECHNICAL	APPROVED BY:	G. K.
			DRAWING NO. ID-219



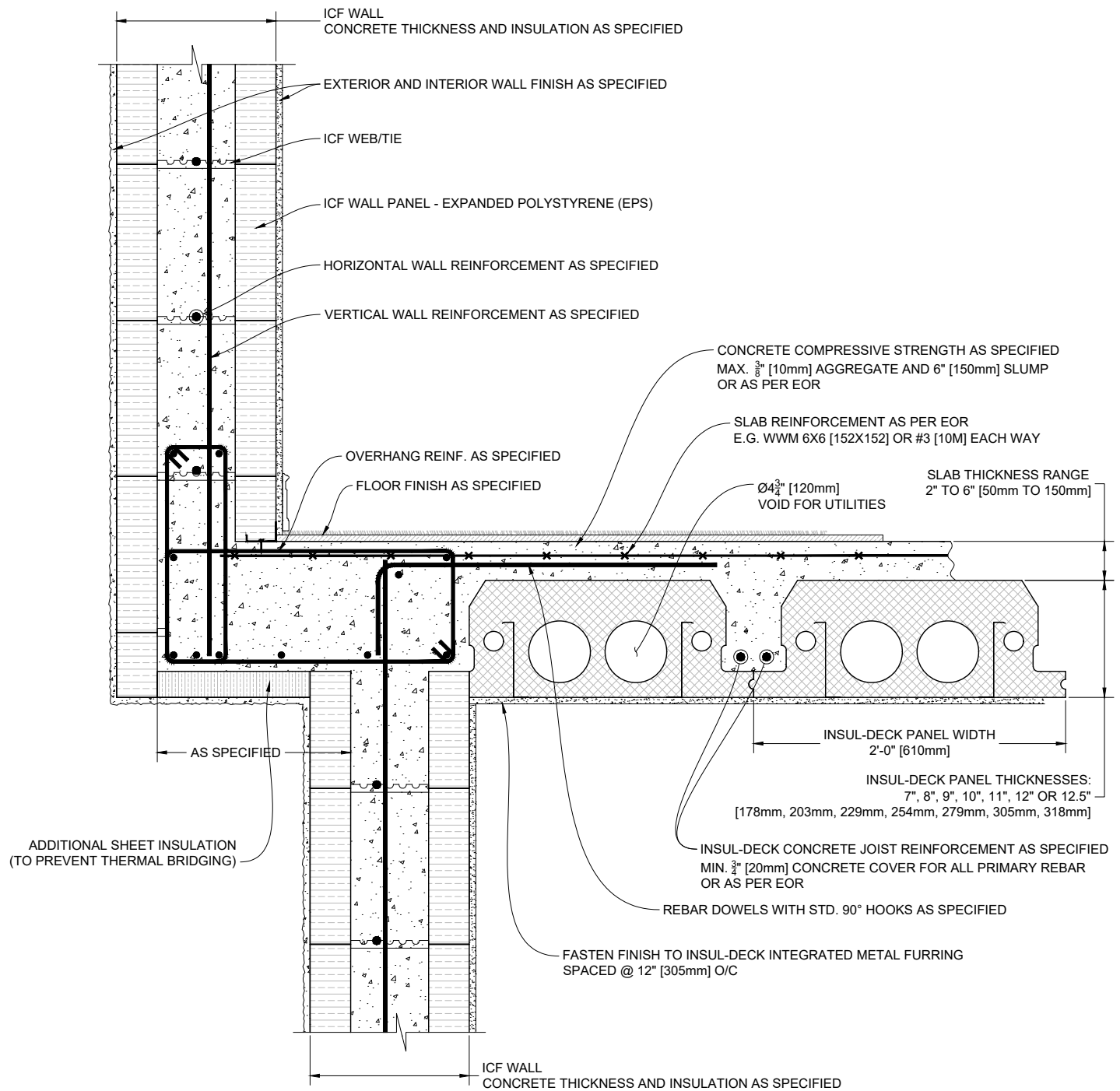
1 INSUL-DECK PANELS PERPENDICULAR TO ICF WALL
 FLUSHED HEAD OPENING CONDITION
 Scale: N.T.S.

Plastbau® Technology
INSUL-DECK®
 INSUL-DECK
 65 Grady Knight Industrial Ct.
 Villa Rica, GA 30180-2107
 Phone: 800-475-6720
 Fax: 727-216-7946
 Email: insuldeck@insuldeck.com
 Web: www.insuldeck.com

INSUL-DECK TO ICF WALL - OVERHEAD

IT IS THE RESPONSIBILITY OF THE USER TO COMPLY WITH ALL APPLICABLE REGULATIONS AND BUILDING CODE REQUIREMENTS CONCERNING THE USE OF THESE PRODUCTS.
 IT IS FURTHER THE RESPONSIBILITY OF THE USER TO RESEARCH AND UNDERSTAND SAFE METHODS OF USE AND HANDLING OF THESE PRODUCTS.

DATE DRAWN:	2017-02-15	COMMENTS:	N/A
REVISION NO.:	R2	SHEET SIZE:	8.5" x 11" [216mm x 279mm]
REVISION DATE:	2021-10-01	SCALE:	NOT TO SCALE
DRAWN BY:	TECHNICAL	APPROVED BY:	G. K.
			DRAWING NO. ID-220



1 ICF WALL OFFSET (INSUL-DECK PANELS PARALLEL TO WALL)
 EXTERIOR WALL OFFSET CONDITION
 Scale: N.T.S.

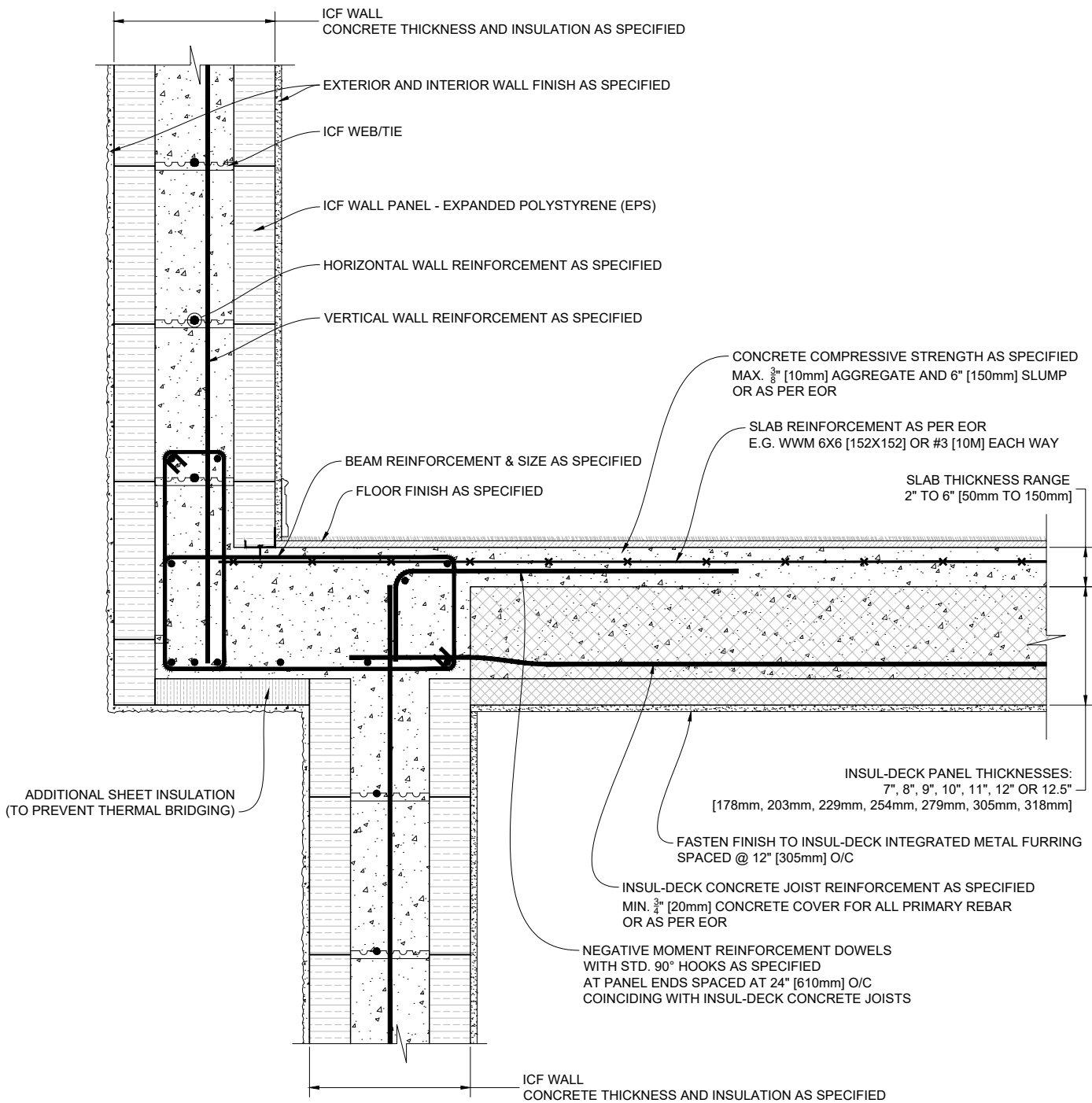
Plastbau® Technology
INSUL-DECK®

INSUL-DECK
 65 Grady Knight Industrial Ct.
 Villa Rica, GA 30180-2107
 Phone: 800-475-6720
 Fax: 727-216-7946
 Email: insuldeck@insuldeck.com
 Web: www.insuldeck.com

IT IS THE RESPONSIBILITY OF THE USER TO COMPLY WITH ALL APPLICABLE REGULATIONS AND BUILDING CODE REQUIREMENTS CONCERNING THE USE OF THESE PRODUCTS.
 IT IS FURTHER THE RESPONSIBILITY OF THE USER TO RESEARCH AND UNDERSTAND SAFE METHODS OF USE AND HANDLING OF THESE PRODUCTS.

INSUL-DECK TO OFFSET ICF WALL

DATE DRAWN:	2017-02-15	COMMENTS:	N/A
REVISION NO.:	R2	SHEET SIZE:	8.5" x 11" [216mm x 279mm]
REVISION DATE:	2021-10-01	SCALE:	NOT TO SCALE
DRAWN BY:	TECHNICAL	APPROVED BY:	G. K.
			DRAWING NO. ID-221



1 ICF WALL OFFSET (INSUL-DECK PANELS PERPENDICULAR TO WALL)
EXTERIOR WALL OFFSET CONDITION
Scale: N.T.S.

Plastbau® Technology

INSUL-DECK®

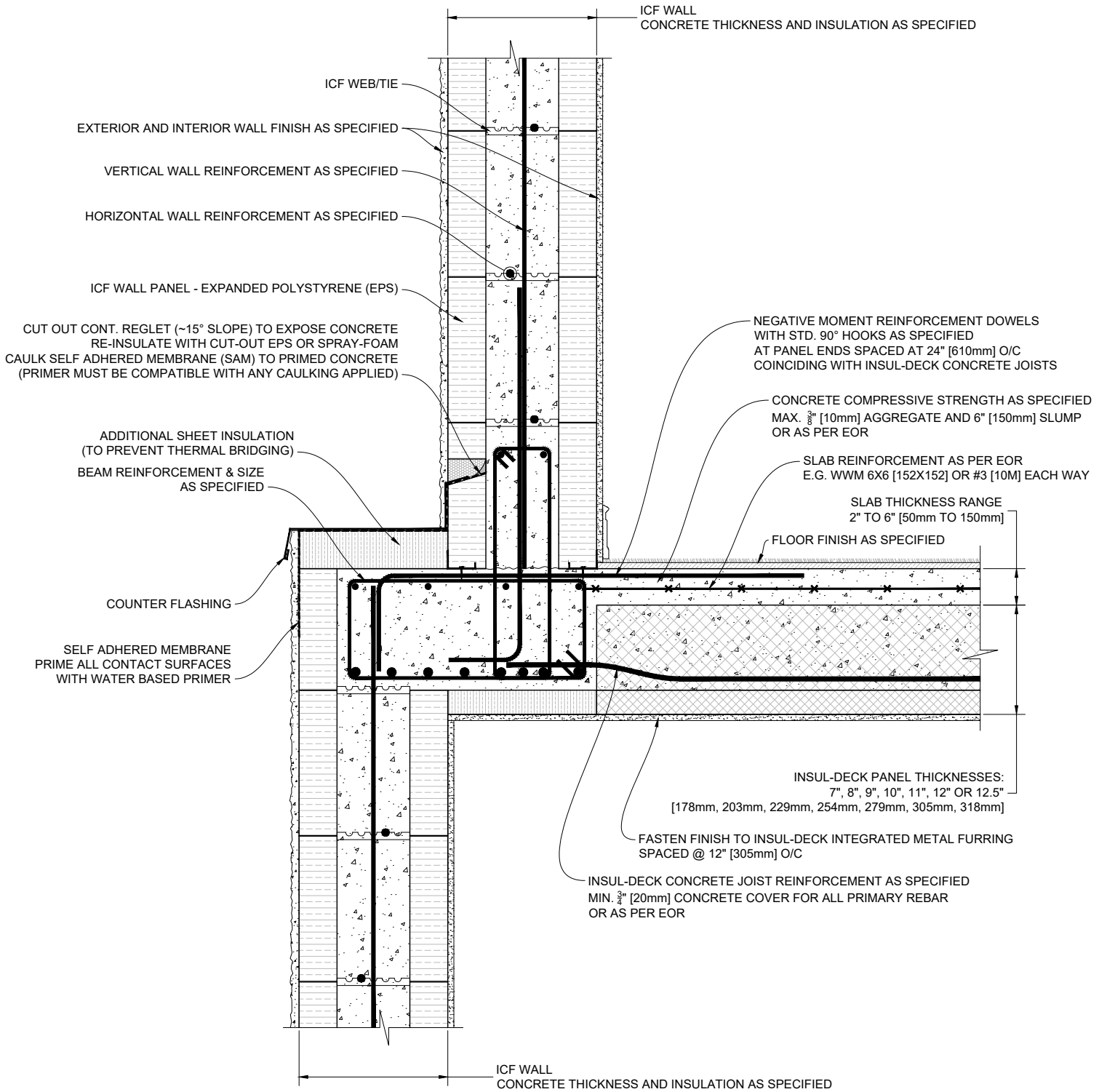
INSUL-DECK
65 Grady Knight Industrial Ct.
Villa Rica, GA 30180-2107

Phone: 800-475-6720
Fax: 727-216-7946
Email: insuldeck@insuldeck.com
Web: www.insuldeck.com

INSUL-DECK TO OFFSET ICF WALL

DATE DRAWN:	2017-02-15	COMMENTS:	N/A
REVISION NO.:	R2	SHEET SIZE:	8.5" x 11" [216mm x 279mm]
REVISION DATE:	2021-10-01	SCALE:	NOT TO SCALE
DRAWN BY:	TECHNICAL	APPROVED BY:	G. K.
			DRAWING NO. ID-222

IT IS THE RESPONSIBILITY OF THE USER TO COMPLY WITH ALL APPLICABLE REGULATIONS AND BUILDING CODE REQUIREMENTS CONCERNING THE USE OF THESE PRODUCTS.
IT IS FURTHER THE RESPONSIBILITY OF THE USER TO RESEARCH AND UNDERSTAND SAFE METHODS OF USE AND HANDLING OF THESE PRODUCTS.



1 ICF WALL OFFSET (INSUL-DECK PANELS PERPENDICULAR TO WALL)
 EXTERIOR WALL OFFSET CONDITION
 Scale: N.T.S.

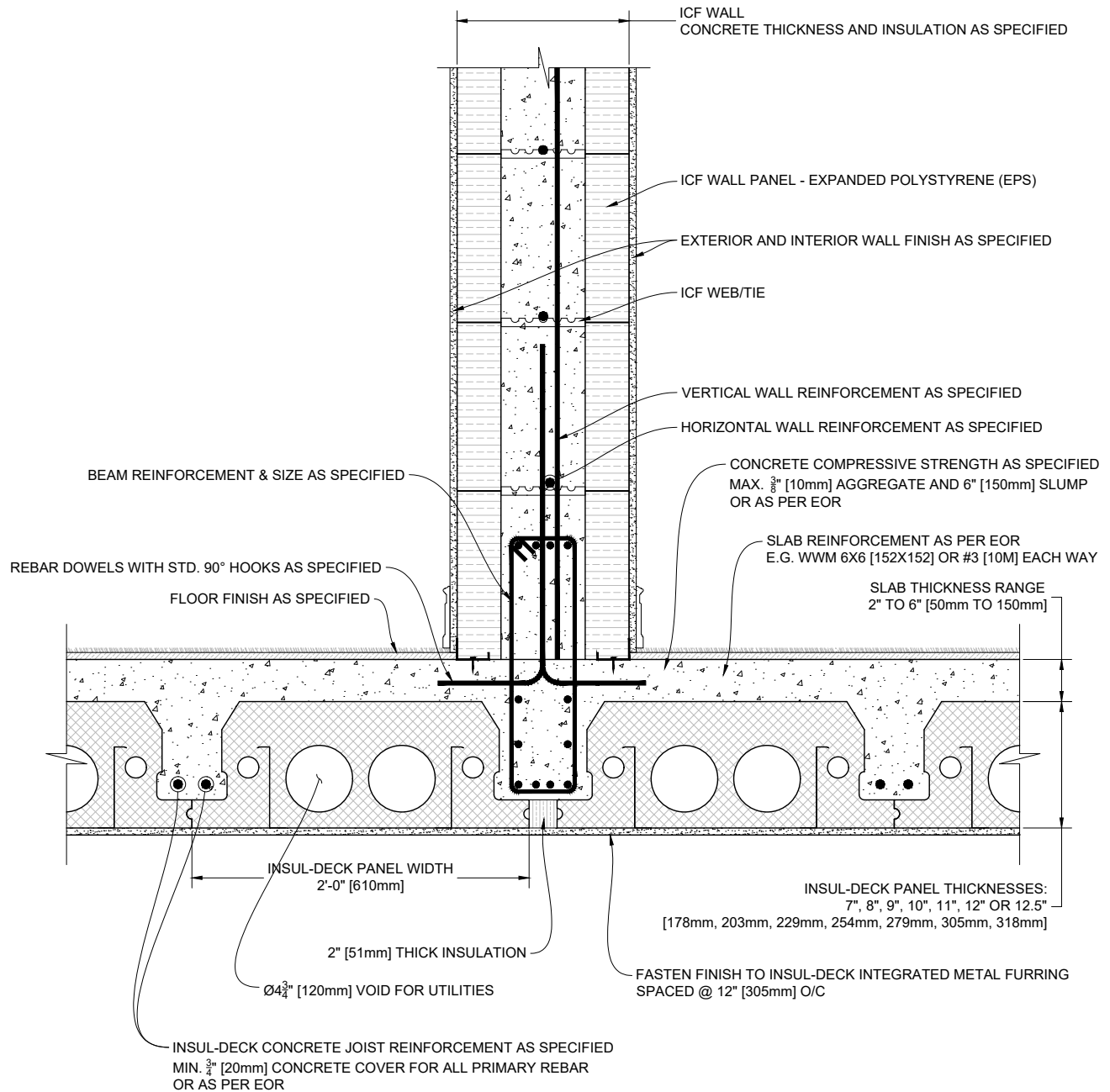
Plastbau® Technology
INSUL-DECK®

INSUL-DECK
 65 Grady Knight Industrial Ct.
 Villa Rica, GA 30180-2107
 Phone: 800-475-6720
 Fax: 727-216-7946
 Email: insuldeck@insuldeck.com
 Web: www.insuldeck.com

IT IS THE RESPONSIBILITY OF THE USER TO COMPLY WITH ALL APPLICABLE REGULATIONS AND BUILDING CODE REQUIREMENTS CONCERNING THE USE OF THESE PRODUCTS.
 IT IS FURTHER THE RESPONSIBILITY OF THE USER TO RESEARCH AND UNDERSTAND SAFE METHODS OF USE AND HANDLING OF THESE PRODUCTS.

INSUL-DECK TO OFFSET ICF WALL

DATE DRAWN:	2017-02-15	COMMENTS:	N/A
REVISION NO.:	R2	SHEET SIZE:	8.5" x 11" [216mm x 279mm]
REVISION DATE:	2021-10-01	SCALE:	NOT TO SCALE
DRAWN BY:	TECHNICAL	APPROVED BY:	G. K.
			ID-223



1 INSUL-DECK SUPPORTING ICF WALL (PANELS PARALLEL TO WALL)
 BEAM IN THE WALL CONDITION

Scale: N.T.S.

Plastbau® Technology
INSUL-DECK®

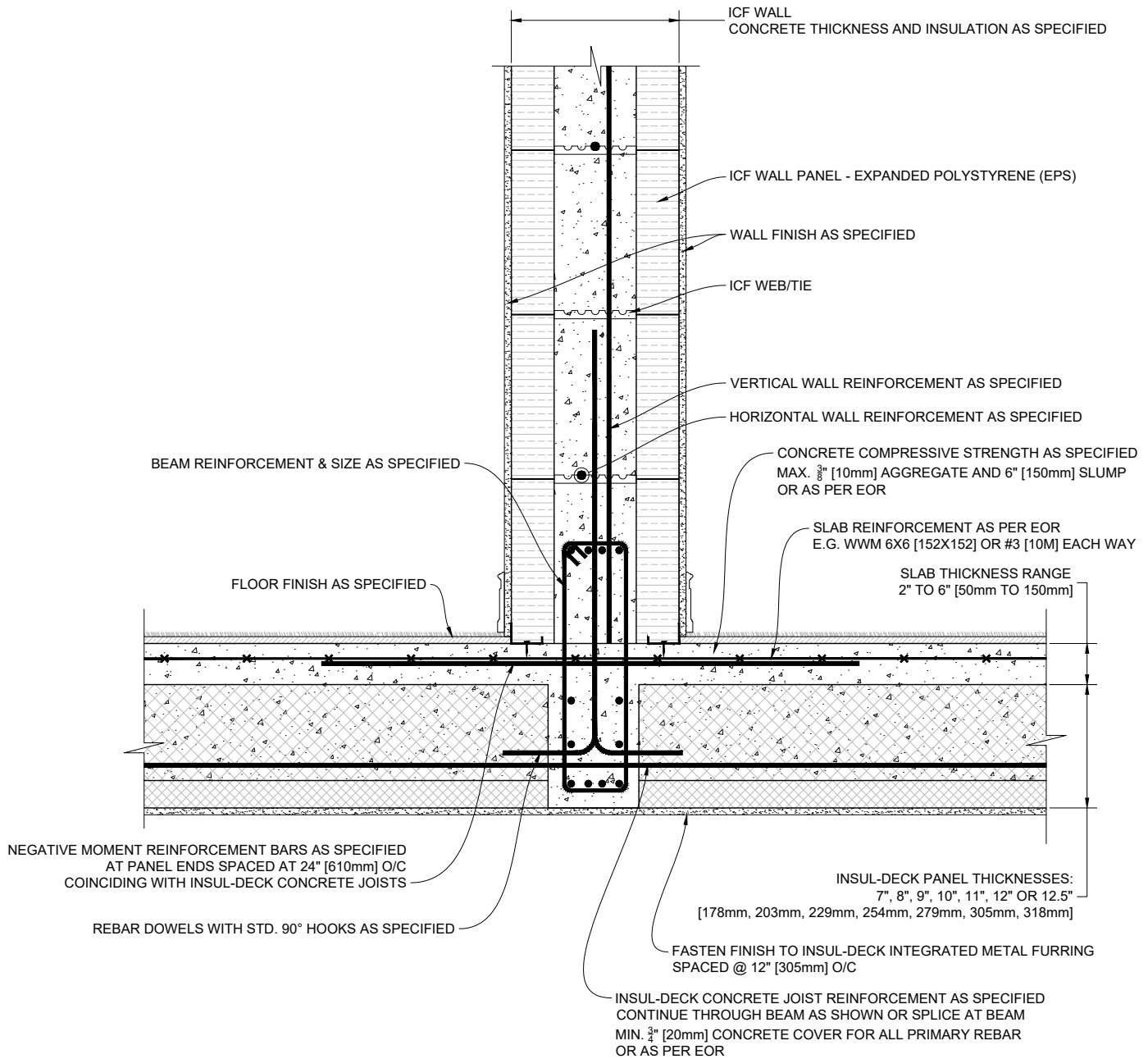
INSUL-DECK
 65 Grady Knight Industrial Ct.
 Villa Rica, GA 30180-2107

Phone: 800-475-6720
 Fax: 727-216-7946
 Email: insuldeck@insuldeck.com
 Web: www.insuldeck.com

INSUL-DECK WITH SELF-SUPPORTING ICF WALL ON TOP

IT IS THE RESPONSIBILITY OF THE USER TO COMPLY WITH ALL APPLICABLE REGULATIONS AND BUILDING CODE REQUIREMENTS CONCERNING THE USE OF THESE PRODUCTS.
 IT IS FURTHER THE RESPONSIBILITY OF THE USER TO RESEARCH AND UNDERSTAND SAFE METHODS OF USE AND HANDLING OF THESE PRODUCTS.

DATE DRAWN:	2017-02-15	COMMENTS:	N/A
REVISION NO.:	R2	SHEET SIZE:	8.5" x 11" [216mm x 279mm]
REVISION DATE:	2021-10-01	SCALE:	NOT TO SCALE
DRAWN BY:	TECHNICAL	APPROVED BY:	G. K.
			ID-224



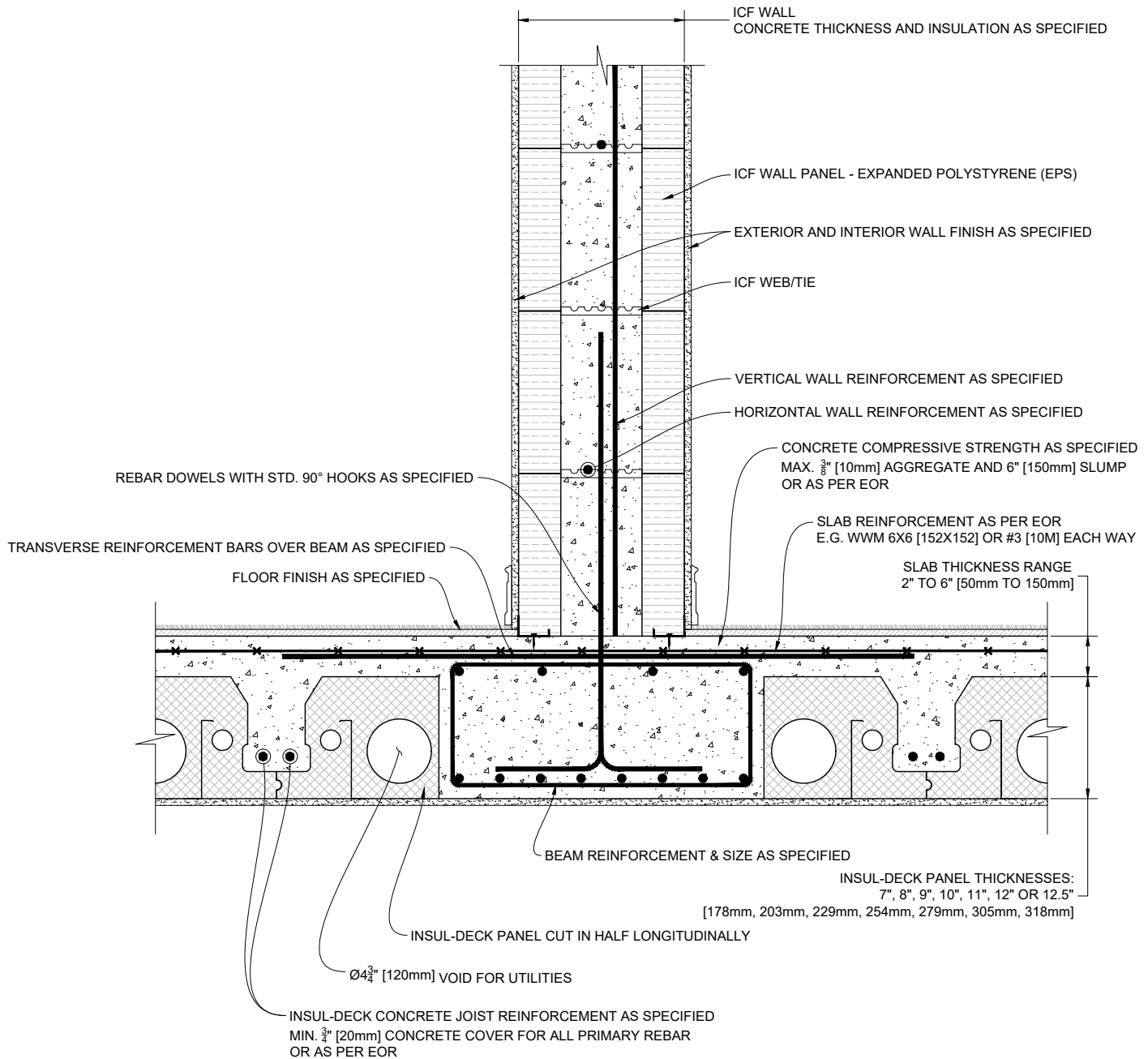
1 INSUL-DECK SUPPORTING ICF WALL (PANELS PERPENDICULAR TO WALL)
 BEAM IN THE WALL CONDITION Scale: N.T.S.

Plastbau® Technology
INSUL-DECK®
 INSUL-DECK
 65 Grady Knight Industrial Ct.
 Villa Rica, GA 30180-2107
 Phone: 800-475-6720
 Fax: 727-216-7946
 Email: insuldeck@insuldeck.com
 Web: www.insuldeck.com

INSUL-DECK WITH SELF-SUPPORTING ICF WALL ON TOP

IT IS THE RESPONSIBILITY OF THE USER TO COMPLY WITH ALL APPLICABLE REGULATIONS AND BUILDING CODE REQUIREMENTS CONCERNING THE USE OF THESE PRODUCTS.
 IT IS FURTHER THE RESPONSIBILITY OF THE USER TO RESEARCH AND UNDERSTAND SAFE METHODS OF USE AND HANDLING OF THESE PRODUCTS.

DATE DRAWN:	2017-02-15	COMMENTS:	N/A
REVISION NO.:	R2	SHEET SIZE:	8.5" x 11" [216mm x 279mm]
REVISION DATE:	2021-10-01	SCALE:	NOT TO SCALE
DRAWN BY:	TECHNICAL	APPROVED BY:	G. K.
			DRAWING NO. ID-225



1 INSUL-DECK SUPPORTING ICF WALL (PANELS PARALLEL TO WALL)
BEAM IN THE DECK CONDITION

Scale: N.T.S.

Plastbau® Technology
INSUL-DECK®

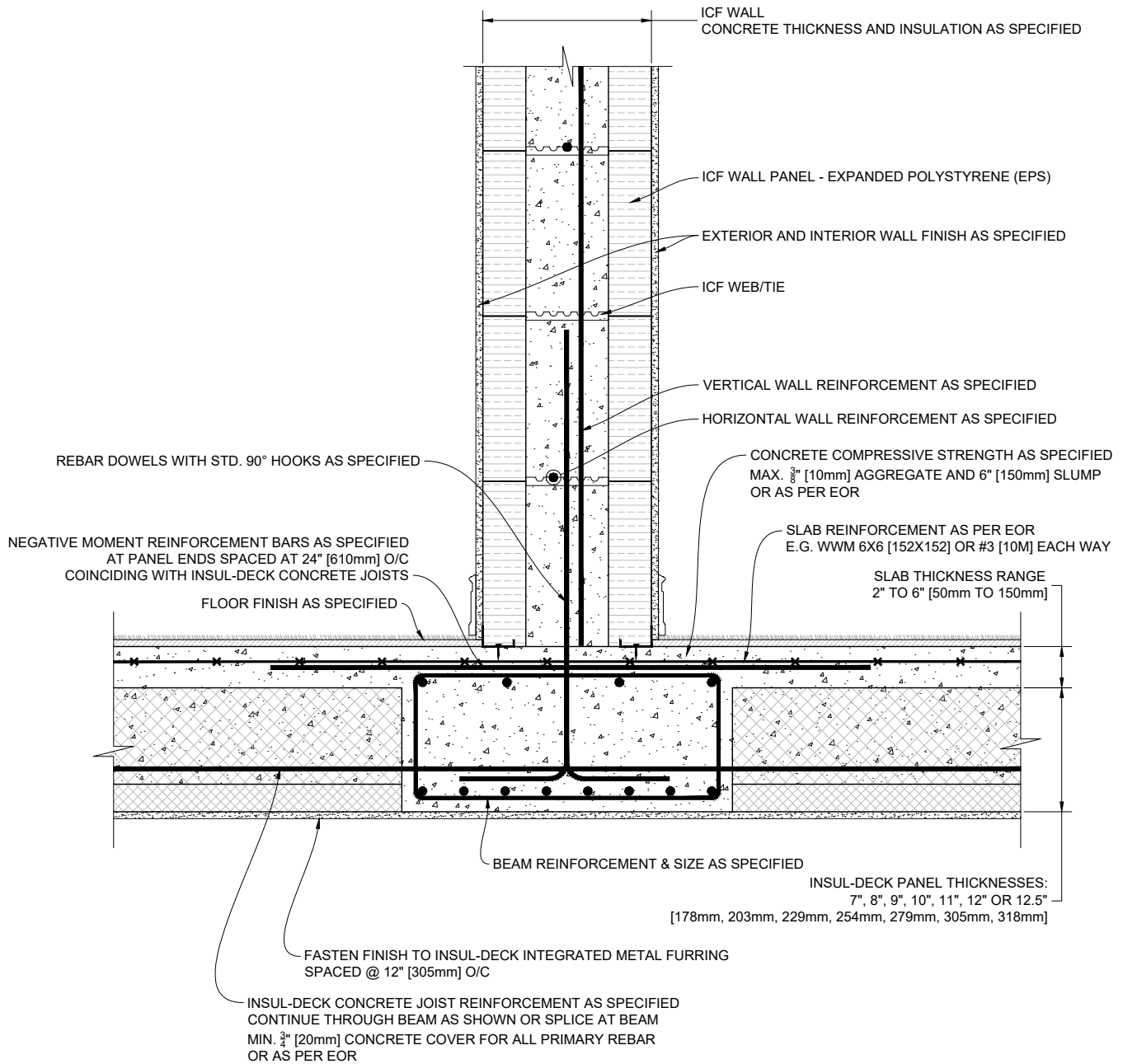
INSUL-DECK
65 Grady Knight Industrial Ct.
Villa Rica, GA 30180-2107

Phone: 800-475-6720
Fax: 727-216-7946
Email: insuldeck@insuldeck.com
Web: www.insuldeck.com

INSUL-DECK SUPPORTING ICF WALL ON TOP

DATE DRAWN:	2017-02-15	COMMENTS:	N/A
REVISION NO.:	R2	SHEET SIZE:	8.5" x 11" [216mm x 279mm]
REVISION DATE:	2021-10-01	SCALE:	NOT TO SCALE
DRAWN BY:	TECHNICAL	APPROVED BY:	G. K.
			DRAWING NO. ID-226

IT IS THE RESPONSIBILITY OF THE USER TO COMPLY WITH ALL APPLICABLE REGULATIONS AND BUILDING CODE REQUIREMENTS CONCERNING THE USE OF THESE PRODUCTS.
IT IS FURTHER THE RESPONSIBILITY OF THE USER TO RESEARCH AND UNDERSTAND SAFE METHODS OF USE AND HANDLING OF THESE PRODUCTS.



1 INSUL-DECK SUPPORTING ICF WALL (PANELS PERPENDICULAR TO WALL)
BEAM IN THE DECK CONDITION

Scale: N.T.S.

Plastbau® Technology
INSUL-DECK®

INSUL-DECK
65 Grady Knight Industrial Ct.
Villa Rica, GA 30180-2107

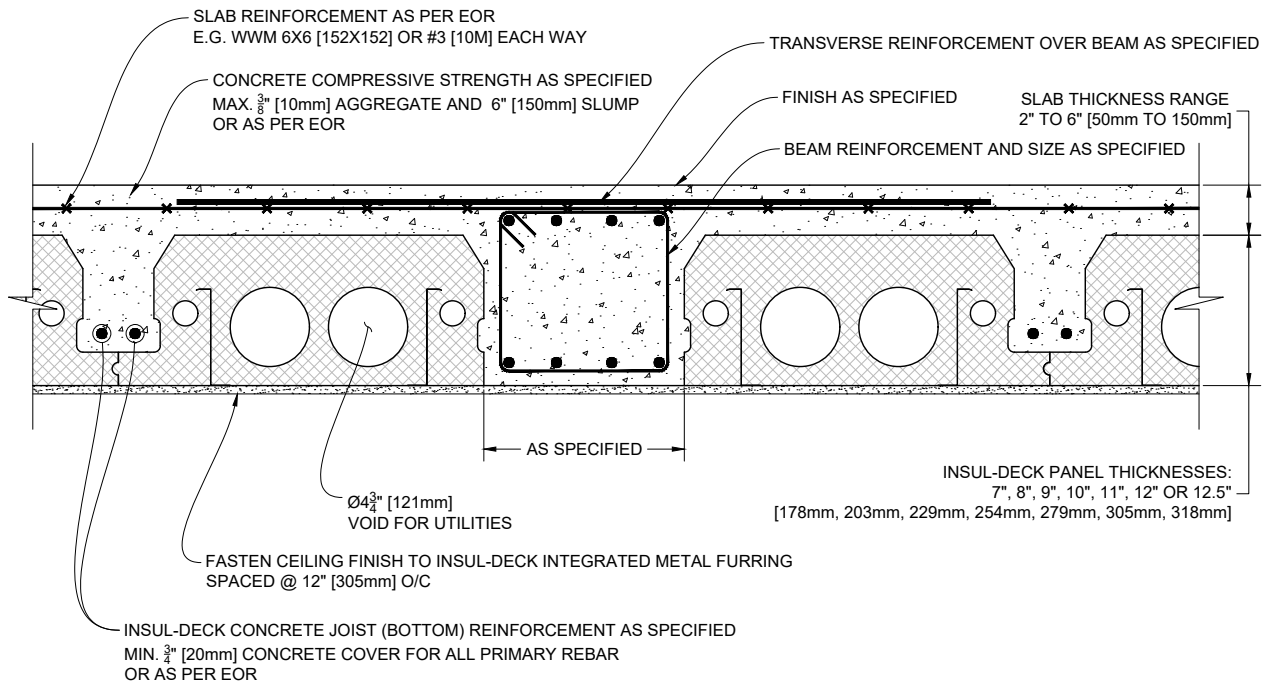
Phone: 800-475-6720
Fax: 727-216-7946
Email: insuldeck@insuldeck.com
Web: www.insuldeck.com

INSUL-DECK SUPPORTING ICF WALL ON TOP

IT IS THE RESPONSIBILITY OF THE USER TO COMPLY WITH ALL APPLICABLE REGULATIONS AND BUILDING CODE REQUIREMENTS CONCERNING THE USE OF THESE PRODUCTS.
IT IS FURTHER THE RESPONSIBILITY OF THE USER TO RESEARCH AND UNDERSTAND SAFE METHODS OF USE AND HANDLING OF THESE PRODUCTS.

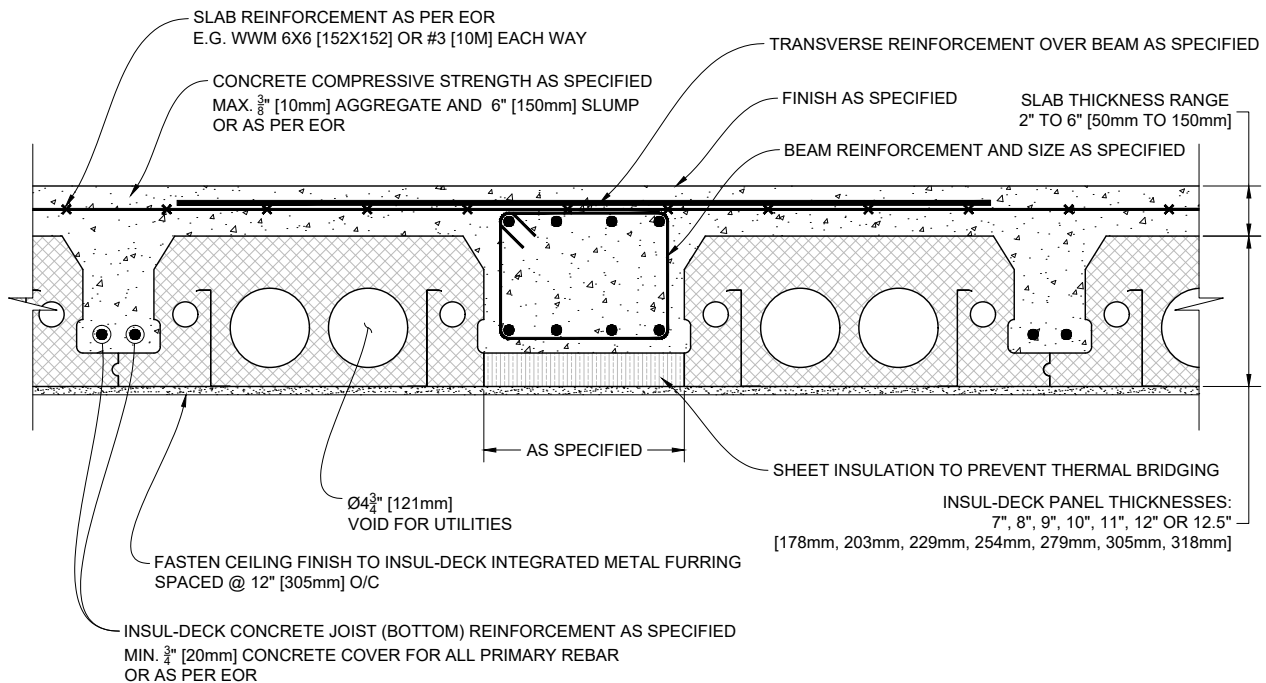
DATE DRAWN:	2017-02-15	COMMENTS:	N/A
REVISION NO.:	R2	SHEET SIZE:	8.5" x 11" [216mm x 279mm]
REVISION DATE:	2021-10-01	SCALE:	NOT TO SCALE
DRAWN BY:	TECHNICAL	APPROVED BY:	G. K.

DRAWING NO:
ID-227



1 INSUL-DECK FLUSHED BEAM DETAIL (Panels Parallel to Beam)

Scale: N.T.S.



2 INSUL-DECK FLUSHED BEAM DETAIL (Panels Parallel to Beam)
WITH THERMAL BREAK INSULATION

Scale: N.T.S.

Plastbau® Technology

INSUL-DECK®

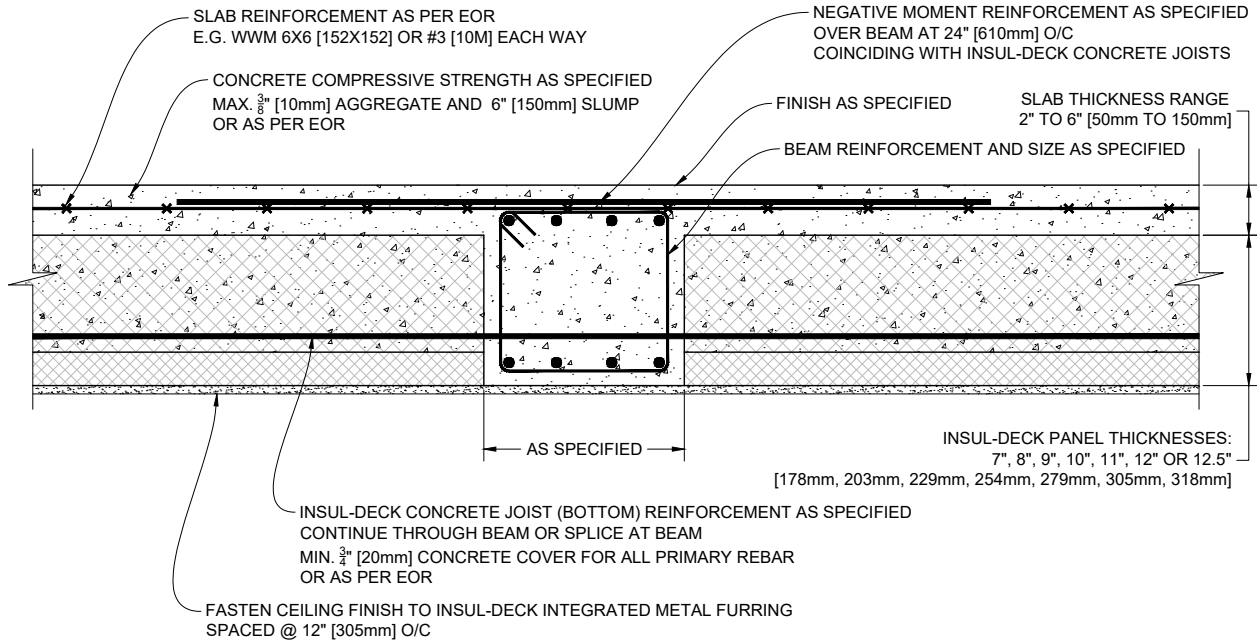
INSUL-DECK
65 Grady Knight Industrial Ct.
Villa Rica, GA 30180-2107

Phone: 800-475-6720
Fax: 727-216-7946
Email: insuldeck@insuldeck.com
Web: www.insuldeck.com

INSUL-DECK TO CONCRETE BEAM DETAIL

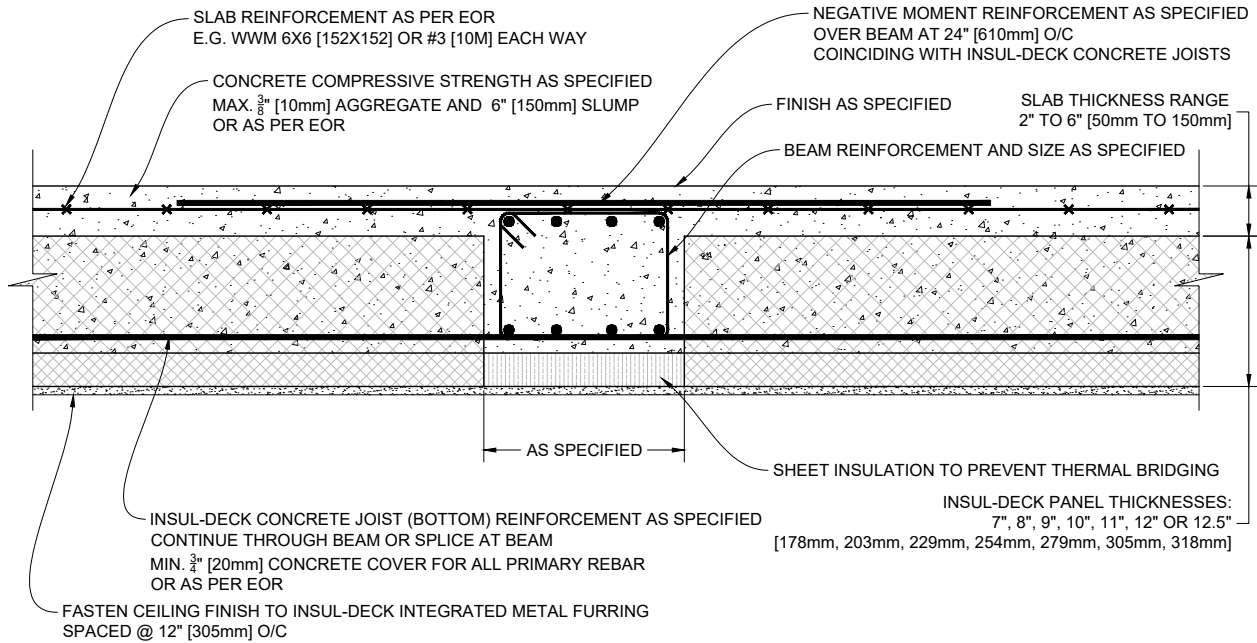
IT IS THE RESPONSIBILITY OF THE USER TO COMPLY WITH ALL APPLICABLE REGULATIONS AND BUILDING CODE REQUIREMENTS CONCERNING THE USE OF THESE PRODUCTS.
IT IS FURTHER THE RESPONSIBILITY OF THE USER TO RESEARCH AND UNDERSTAND SAFE METHODS OF USE AND HANDLING OF THESE PRODUCTS.

DATE DRAWN:	2017-02-15	COMMENTS:	N/A
REVISION NO.:	R2	SHEET SIZE:	8.5" x 11" [216mm x 279mm]
REVISION DATE:	2021-10-01	SCALE:	NOT TO SCALE
DRAWN BY:	TECHNICAL	APPROVED BY:	G. K.
			DRAWING NO. ID-301



1 INSUL-DECK FLUSHED BEAM DETAIL (Panels Perpendicular to Beam)

Scale: N.T.S.



2 INSUL-DECK FLUSHED BEAM DETAIL (Panels Perpendicular to Beam) WITH THERMAL BREAK INSULATION

Scale: N.T.S.

Plastbau® Technology
INSUL-DECK®

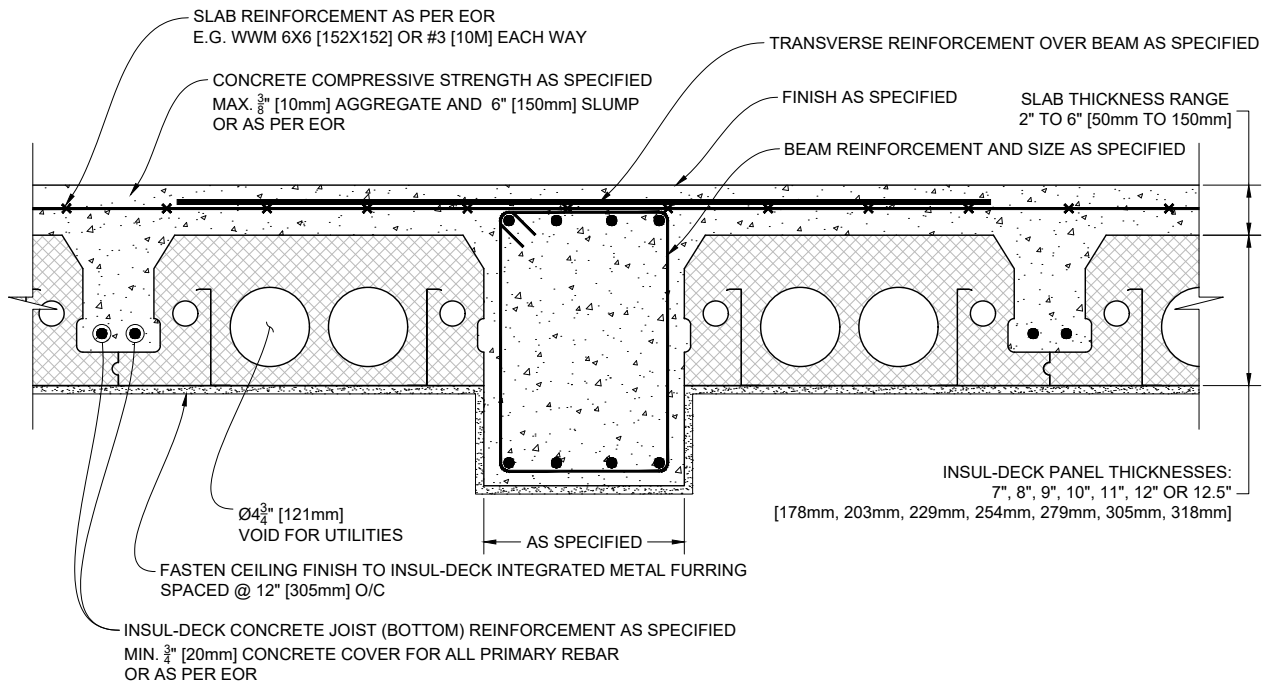
INSUL-DECK
 65 Grady Knight Industrial Ct.
 Villa Rica, GA 30180-2107

Phone: 800-475-6720
 Fax: 727-216-7946
 Email: insuldeck@insuldeck.com
 Web: www.insuldeck.com

INSUL-DECK TO CONCRETE BEAM DETAIL

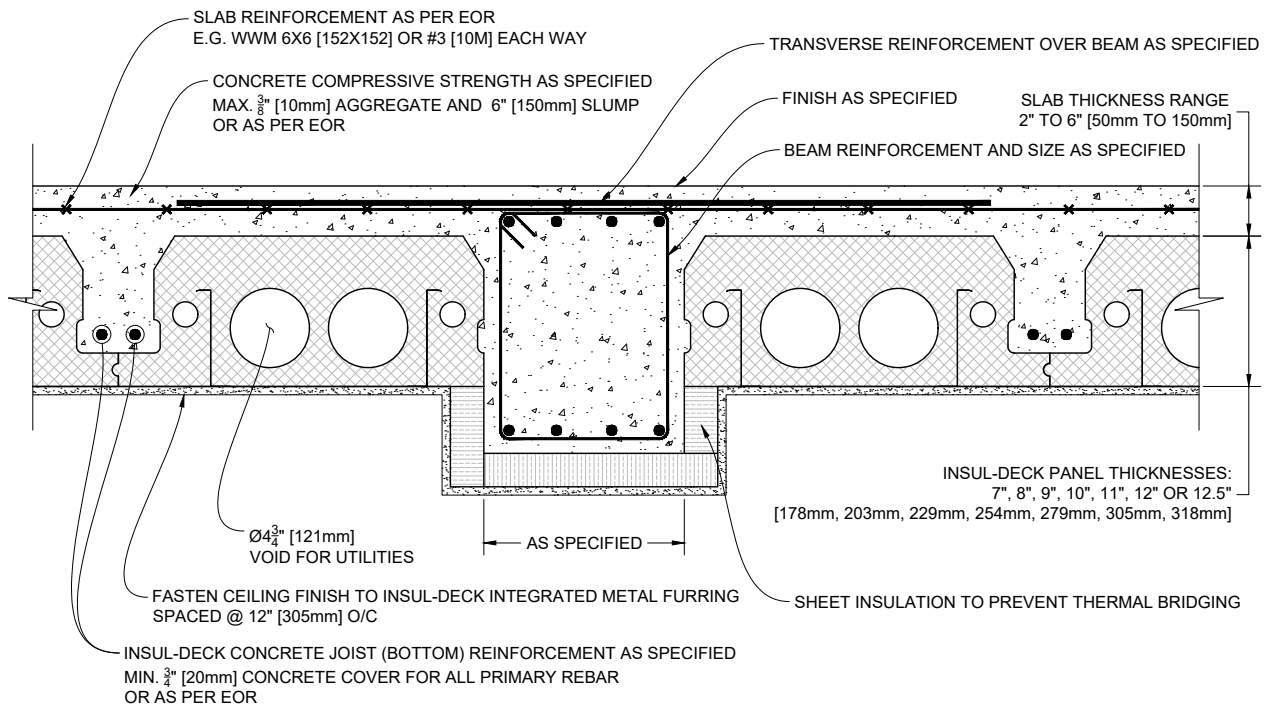
IT IS THE RESPONSIBILITY OF THE USER TO COMPLY WITH ALL APPLICABLE REGULATIONS AND BUILDING CODE REQUIREMENTS CONCERNING THE USE OF THESE PRODUCTS.
 IT IS FURTHER THE RESPONSIBILITY OF THE USER TO RESEARCH AND UNDERSTAND SAFE METHODS OF USE AND HANDLING OF THESE PRODUCTS.

DATE DRAWN:	2017-02-15	COMMENTS:	N/A
REVISION NO.:	R2	SHEET SIZE:	8.5" x 11" [216mm x 279mm]
REVISION DATE:	2021-10-01	SCALE:	NOT TO SCALE
DRAWN BY:	TECHNICAL	APPROVED BY:	G. K.
			DRAWING NO. ID-302



1 INSUL-DECK DROPPED BEAM DETAIL (Panels Parallel to Beam)

Scale: N.T.S.



2 INSUL-DECK DROPPED BEAM DETAIL (Panels Parallel to Beam) WITH THERMAL BREAK INSULATION

Scale: N.T.S.

Plastbau® Technology
INSUL-DECK®

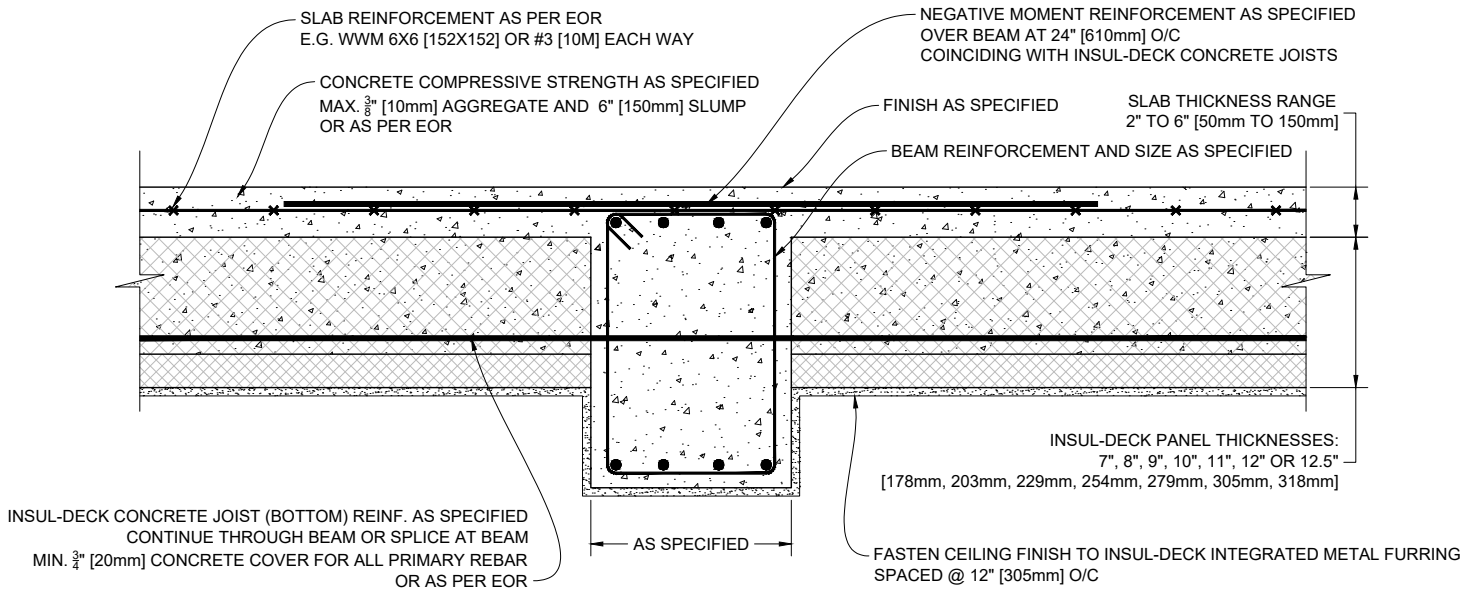
INSUL-DECK
 65 Grady Knight Industrial Ct.
 Villa Rica, GA 30180-2107

Phone: 800-475-6720
 Fax: 727-216-7946
 Email: insuldeck@insuldeck.com
 Web: www.insuldeck.com

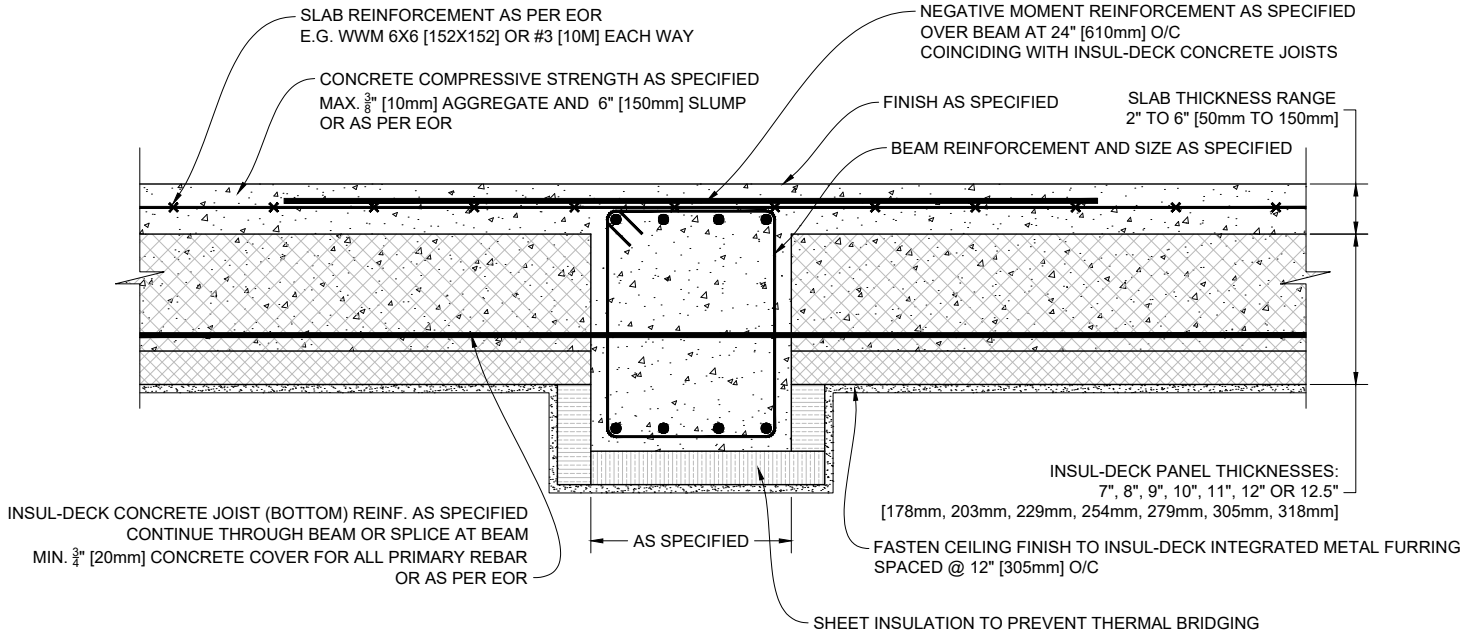
INSUL-DECK TO CONCRETE BEAM DETAIL

IT IS THE RESPONSIBILITY OF THE USER TO COMPLY WITH ALL APPLICABLE REGULATIONS AND BUILDING CODE REQUIREMENTS CONCERNING THE USE OF THESE PRODUCTS.
 IT IS FURTHER THE RESPONSIBILITY OF THE USER TO RESEARCH AND UNDERSTAND SAFE METHODS OF USE AND HANDLING OF THESE PRODUCTS.

DATE DRAWN:	2017-02-15	COMMENTS:	N/A
REVISION NO.:	R2	SHEET SIZE:	8.5" x 11" [216mm x 279mm]
REVISION DATE:	2021-10-01	SCALE:	NOT TO SCALE
DRAWN BY:	TECHNICAL	APPROVED BY:	G. K.
			ID-303



1 INSUL-DECK DROPPED BEAM DETAIL (Panels Perpendicular to Beam)
Scale: N.T.S.



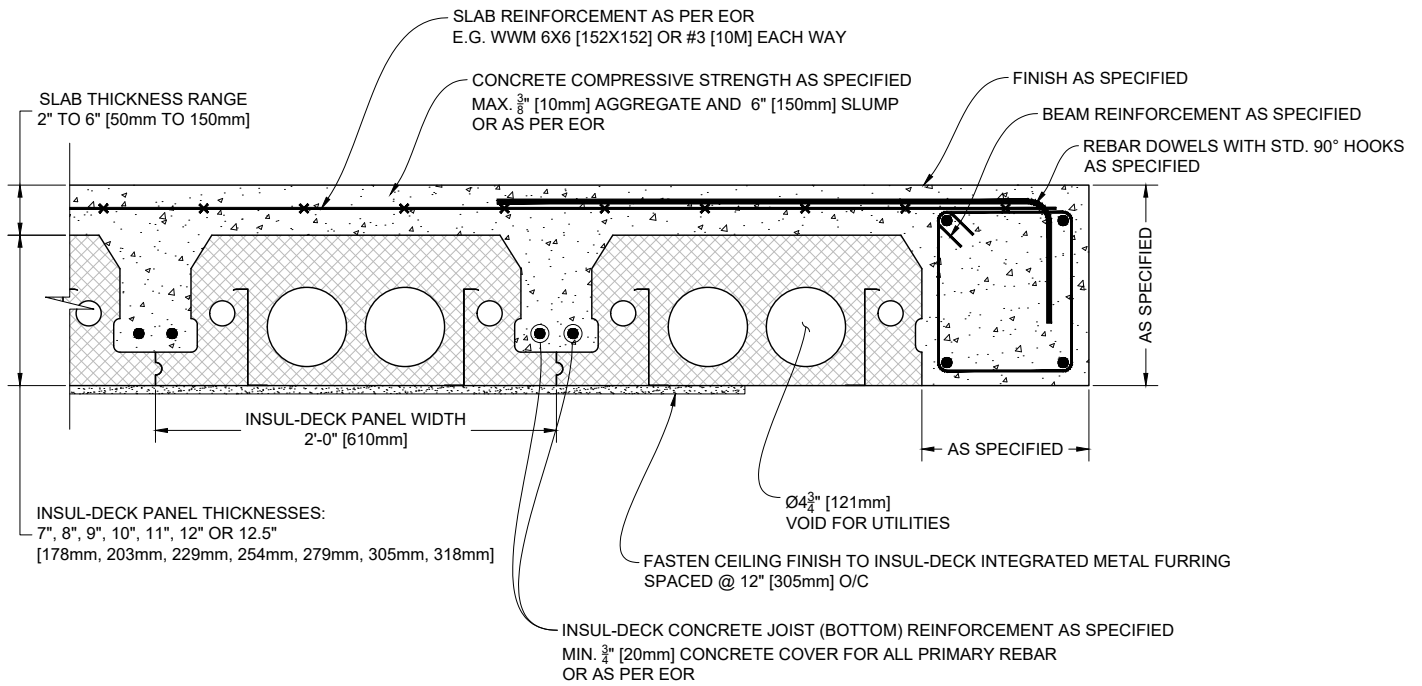
2 INSUL-DECK DROPPED BEAM DETAIL (Panels Perpendicular to Beam)
WITH THERMAL BREAK INSULATION
Scale: N.T.S.

Plastbau® Technology
INSUL-DECK®
 INSUL-DECK
 65 Grady Knight Industrial Ct.
 Villa Rica, GA 30180-2107
 Phone: 800-475-6720
 Fax: 727-216-7946
 Email: insuldeck@insuldeck.com
 Web: www.insuldeck.com

INSUL-DECK TO CONCRETE BEAM DETAIL

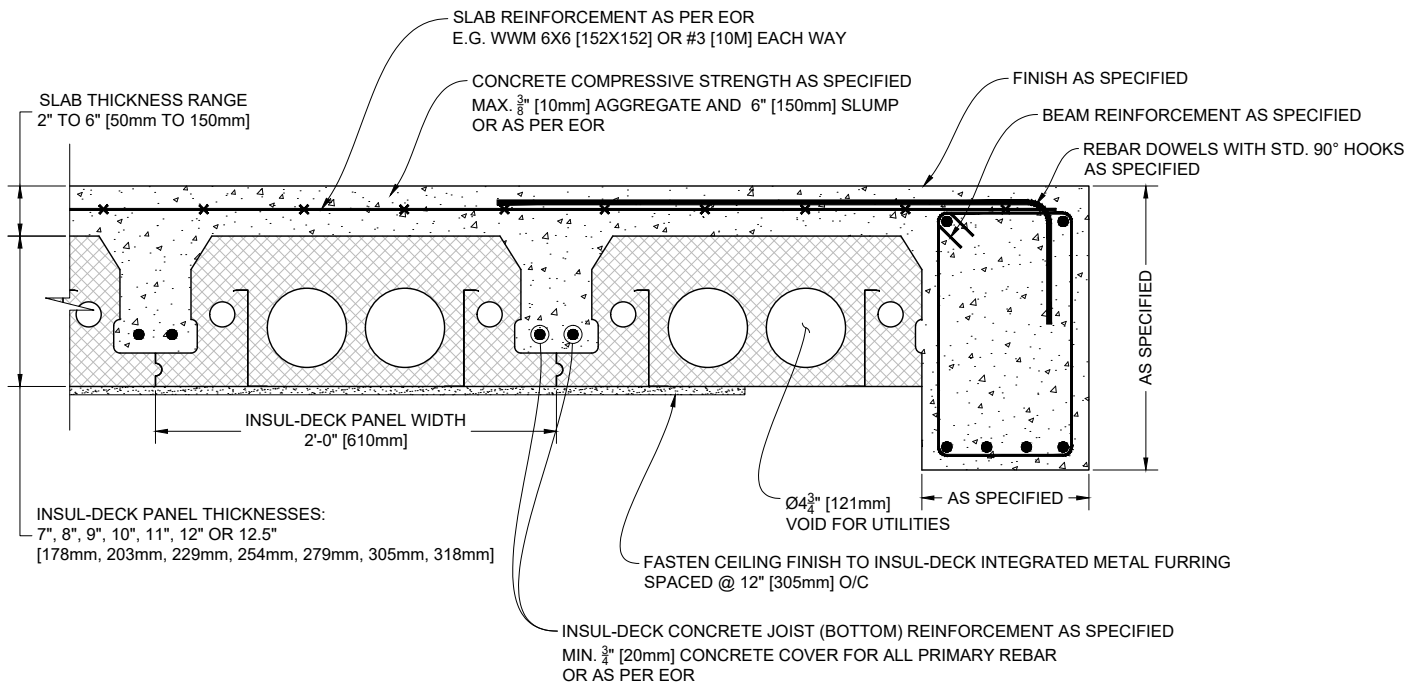
DATE DRAWN:	2017-02-15	COMMENTS:	N/A
REVISION NO.:	R2	SHEET SIZE:	8.5" x 11" [216mm x 279mm]
REVISION DATE:	2021-10-01	SCALE:	NOT TO SCALE
DRAWN BY:	TECHNICAL	APPROVED BY:	G. K.
			ID-304

IT IS THE RESPONSIBILITY OF THE USER TO COMPLY WITH ALL APPLICABLE REGULATIONS AND BUILDING CODE REQUIREMENTS CONCERNING THE USE OF THESE PRODUCTS.
 IT IS FURTHER THE RESPONSIBILITY OF THE USER TO RESEARCH AND UNDERSTAND SAFE METHODS OF USE AND HANDLING OF THESE PRODUCTS.



1 INSUL-DECK FLUSHED PERIMETER BEAM DETAIL (Panels Parallel to Beam)

Scale: N.T.S.



2 INSUL-DECK DROPPED BEAM DETAIL (Panels Parallel to Beam)

Scale: N.T.S.

Plastbau® Technology

INSUL-DECK®

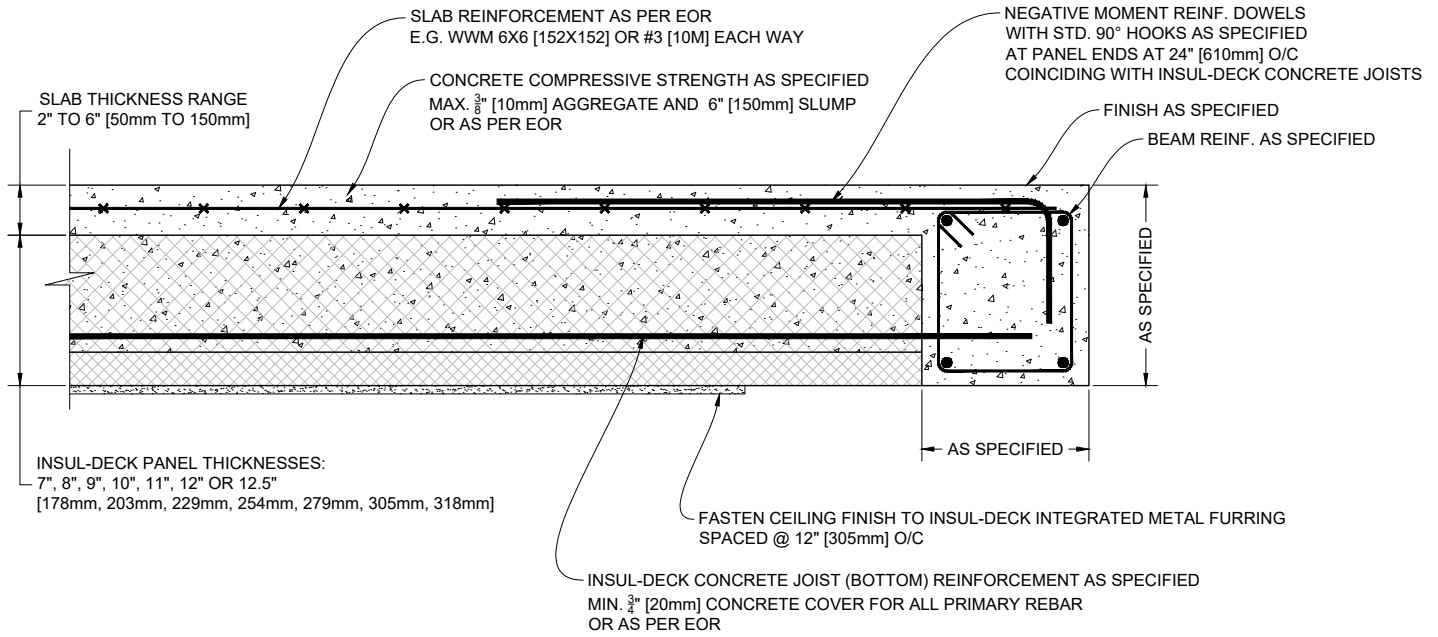
INSUL-DECK
65 Grady Knight Industrial Ct.
Villa Rica, GA 30180-2107

Phone: 800-475-6720
Fax: 727-216-7946
Email: insuldeck@insuldeck.com
Web: www.insuldeck.com

INSUL-DECK TO CONCRETE BEAM DETAIL

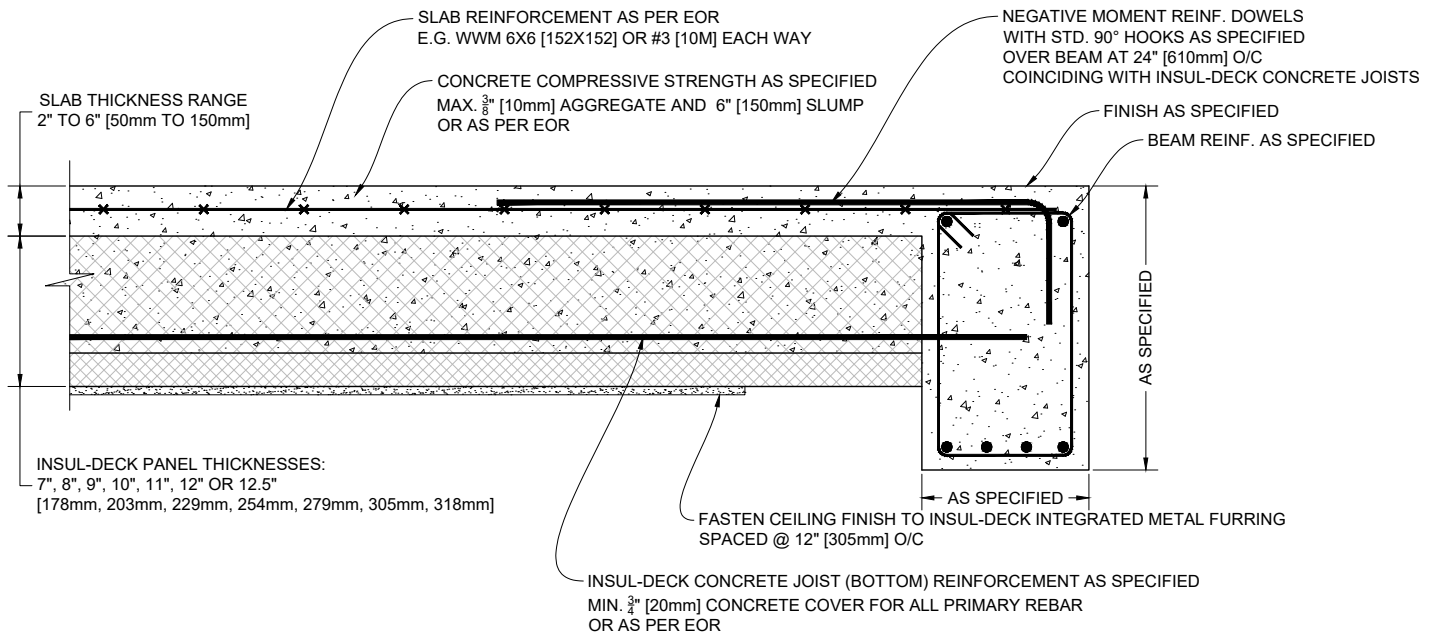
IT IS THE RESPONSIBILITY OF THE USER TO COMPLY WITH ALL APPLICABLE REGULATIONS AND BUILDING CODE REQUIREMENTS CONCERNING THE USE OF THESE PRODUCTS.
IT IS FURTHER THE RESPONSIBILITY OF THE USER TO RESEARCH AND UNDERSTAND SAFE METHODS OF USE AND HANDLING OF THESE PRODUCTS.

DATE DRAWN:	2017-02-15	COMMENTS:	N/A
REVISION NO.:	R2	SHEET SIZE:	8.5" x 11" [216mm x 279mm]
REVISION DATE:	2021-10-01	SCALE:	NOT TO SCALE
DRAWN BY:	TECHNICAL	APPROVED BY:	G. K.
			DRAWING NO.:
			ID-305



1 INSUL-DECK FLUSHED PERIMETER BEAM DETAIL (Panels Perpendicular to Beam)

Scale: N.T.S.



2 INSUL-DECK DROPPED BEAM DETAIL (Panels Perpendicular to Beam)

Scale: N.T.S.

Plastbau® Technology
INSUL-DECK®

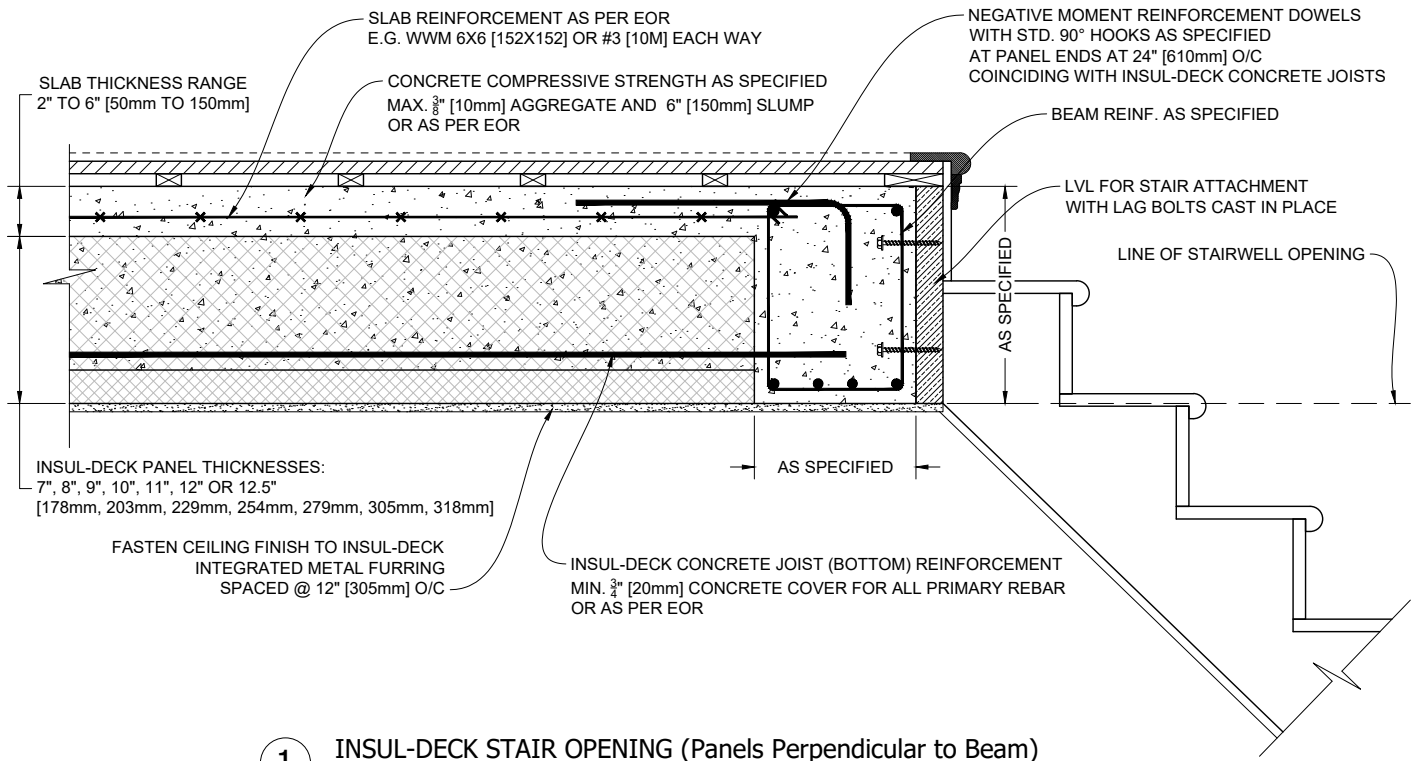
INSUL-DECK
 65 Grady Knight Industrial Ct.
 Villa Rica, GA 30180-2107

Phone: 800-475-6720
 Fax: 727-216-7946
 Email: insuldeck@insuldeck.com
 Web: www.insuldeck.com

INSUL-DECK TO CONCRETE BEAM DETAIL

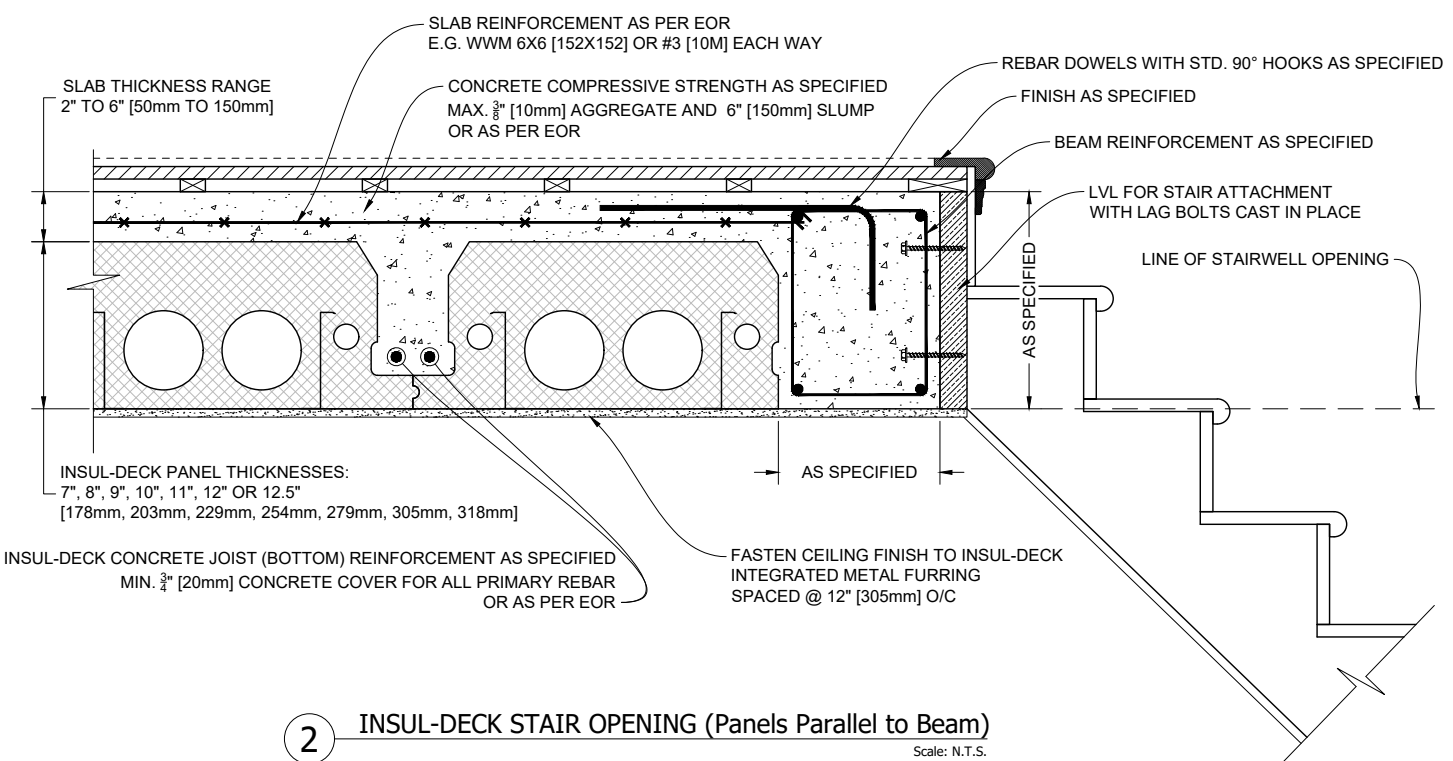
IT IS THE RESPONSIBILITY OF THE USER TO COMPLY WITH ALL APPLICABLE REGULATIONS AND BUILDING CODE REQUIREMENTS CONCERNING THE USE OF THESE PRODUCTS.
 IT IS FURTHER THE RESPONSIBILITY OF THE USER TO RESEARCH AND UNDERSTAND SAFE METHODS OF USE AND HANDLING OF THESE PRODUCTS.

DATE DRAWN:	2017-02-15	COMMENTS:	N/A
REVISION NO.:	R2	SHEET SIZE:	8.5" x 11" [216mm x 279mm]
REVISION DATE:	2021-10-01	SCALE:	NOT TO SCALE
DRAWN BY:	TECHNICAL	APPROVED BY:	G. K.
			DRAWING NO. ID-306



1 INSUL-DECK STAIR OPENING (Panels Perpendicular to Beam)

Scale: N.T.S.



2 INSUL-DECK STAIR OPENING (Panels Parallel to Beam)

Scale: N.T.S.

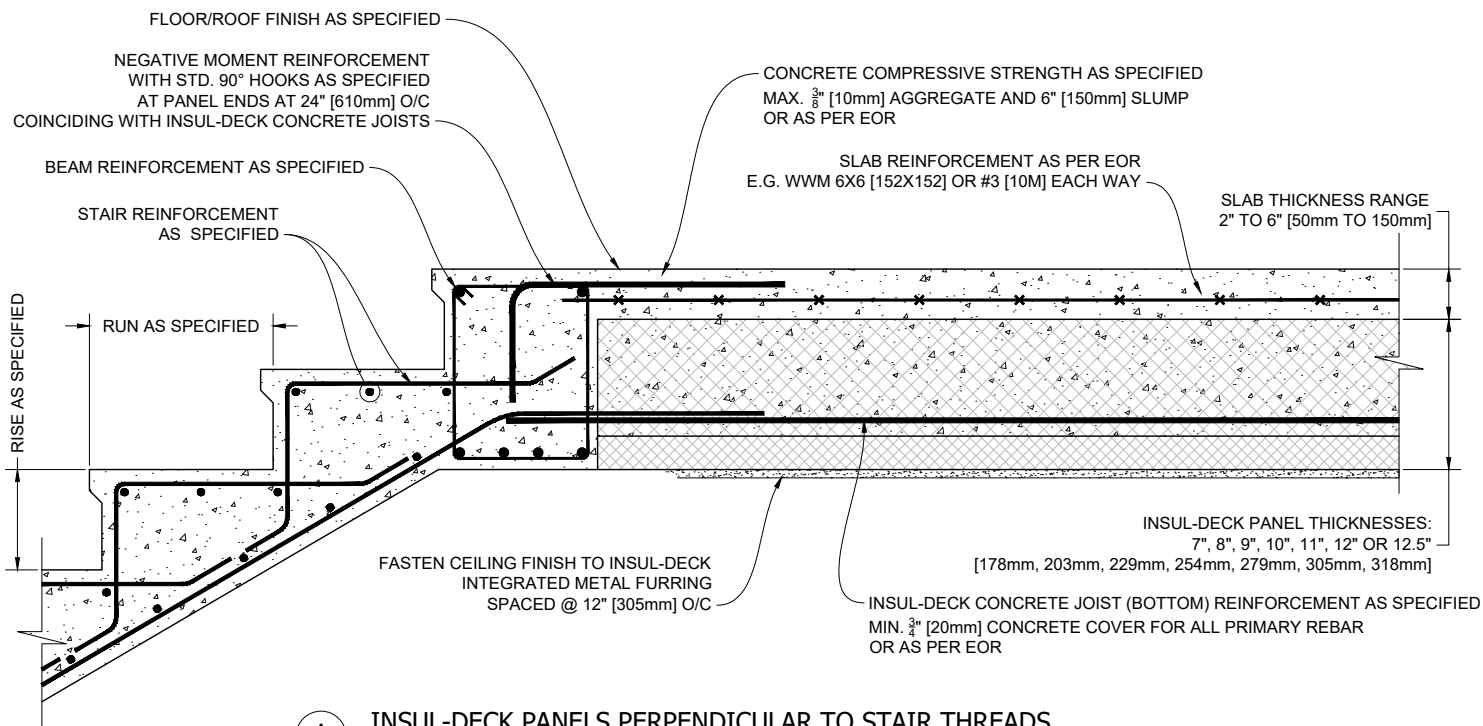
Plastbau® Technology
INSUL-DECK®

INSUL-DECK
 65 Grady Knight Industrial Ct.
 Villa Rica, GA 30180-2107
 Phone: 800-475-6720
 Fax: 727-216-7946
 Email: insuldeck@insuldeck.com
 Web: www.insuldeck.com

INSUL-DECK TO CONCRETE BEAM DETAIL

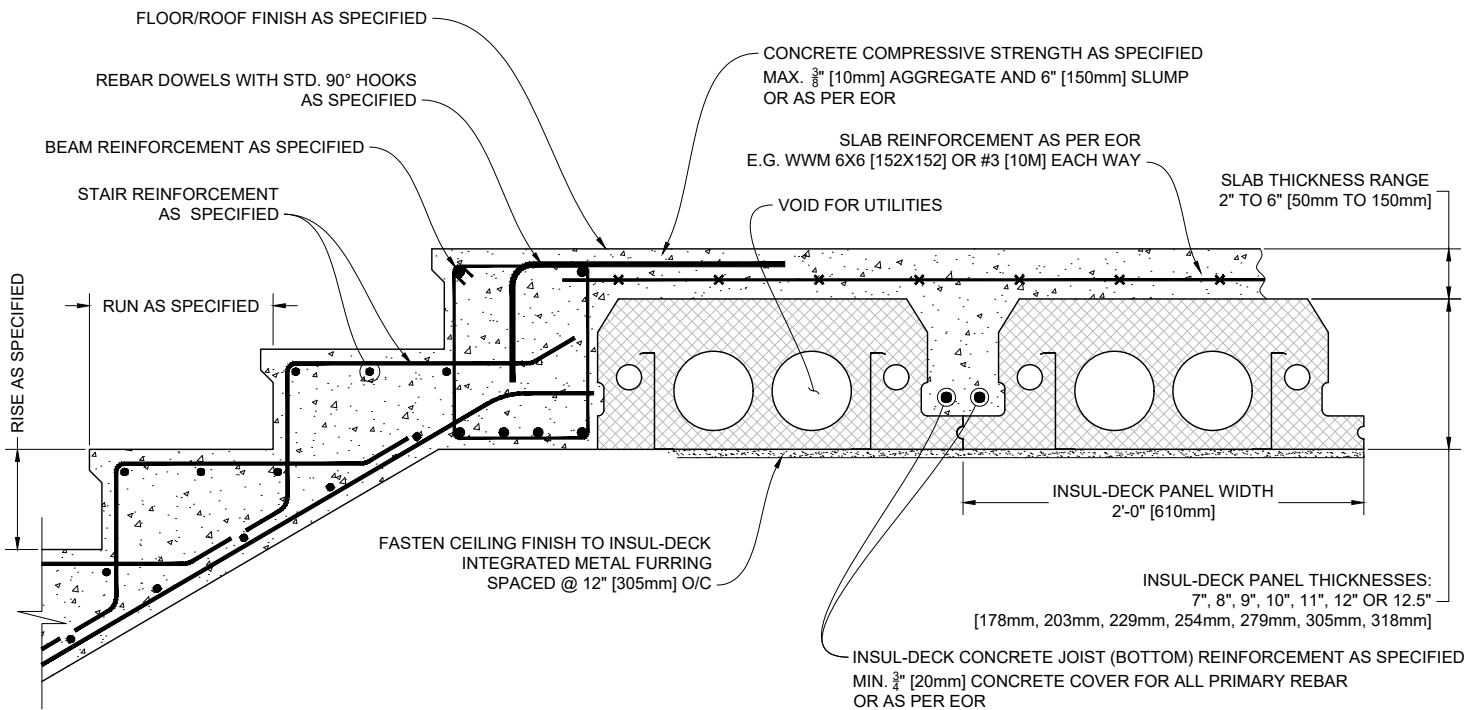
DATE DRAWN:	2017-02-15	COMMENTS:	N/A
REVISION NO.:	R2	SHEET SIZE:	8.5" x 11" [216mm x 279mm]
REVISION DATE:	2021-10-01	SCALE:	NOT TO SCALE
DRAWN BY:	TECHNICAL	APPROVED BY:	G. K.
			DRAWING NO. ID-307

IT IS THE RESPONSIBILITY OF THE USER TO COMPLY WITH ALL APPLICABLE REGULATIONS AND BUILDING CODE REQUIREMENTS CONCERNING THE USE OF THESE PRODUCTS.
 IT IS FURTHER THE RESPONSIBILITY OF THE USER TO RESEARCH AND UNDERSTAND SAFE METHODS OF USE AND HANDLING OF THESE PRODUCTS.



1 INSUL-DECK PANELS PERPENDICULAR TO STAIR THREADS

Scale: N.T.S.



2 INSUL-DECK PANELS PARALLEL TO STAIR THREADS

Scale: N.T.S.

Plastbau® Technology
INSUL-DECK®

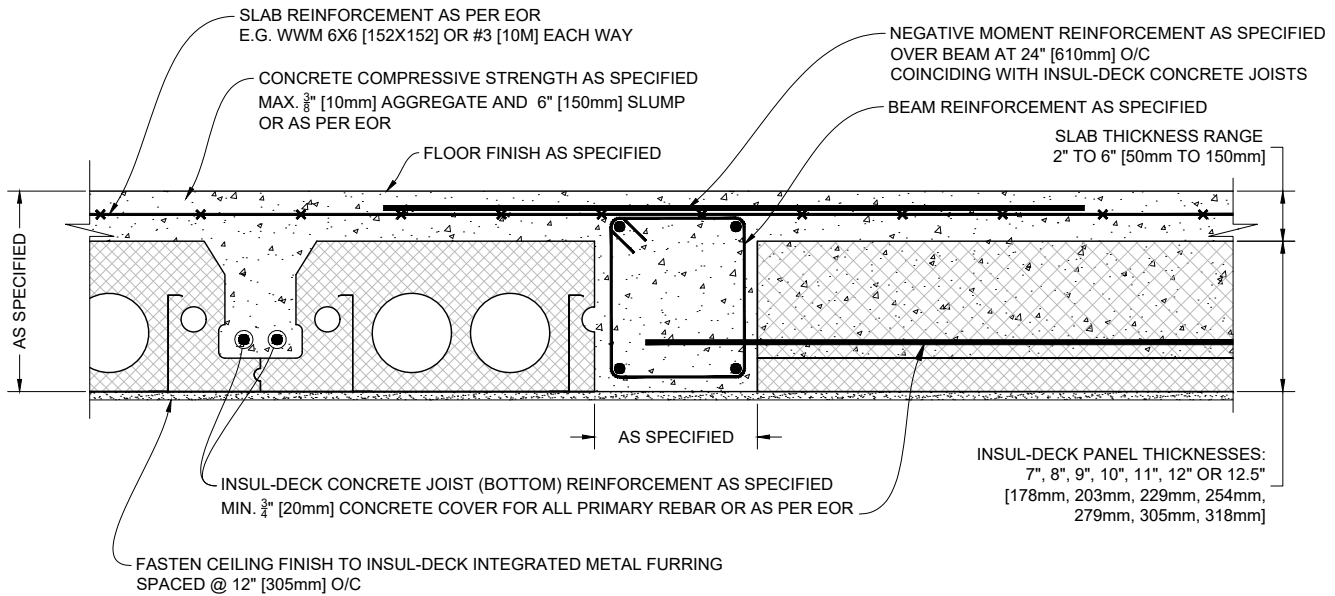
INSUL-DECK
 65 Grady Knight Industrial Ct.
 Villa Rica, GA 30180-2107

Phone: 800-475-6720
 Fax: 727-216-7946
 Email: insuldeck@insuldeck.com
 Web: www.insuldeck.com

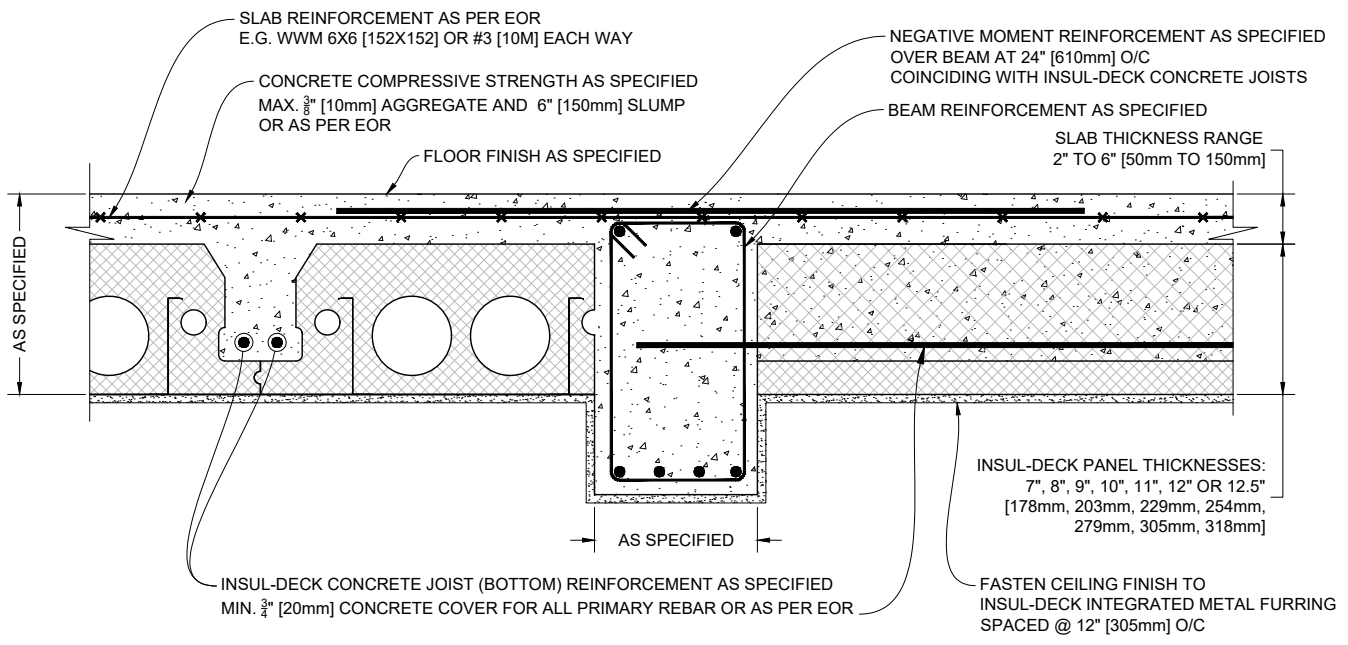
INSUL-DECK TO CONCRETE BEAM & STAIRS DETAIL

DATE DRAWN:	2017-02-15	COMMENTS:	N/A
REVISION NO.:	R2	SHEET SIZE:	8.5" x 11" [216mm x 279mm]
REVISION DATE:	2021-10-01	SCALE:	NOT TO SCALE
DRAWN BY:	TECHNICAL	APPROVED BY:	G. K.
			ID-308

IT IS THE RESPONSIBILITY OF THE USER TO COMPLY WITH ALL APPLICABLE REGULATIONS AND BUILDING CODE REQUIREMENTS CONCERNING THE USE OF THESE PRODUCTS.
 IT IS FURTHER THE RESPONSIBILITY OF THE USER TO RESEARCH AND UNDERSTAND SAFE METHODS OF USE AND HANDLING OF THESE PRODUCTS.



1 INSUL-DECK FLUSHED BEAM DETAIL (Panels running in both directions)
Scale: N.T.S.



2 INSUL-DECK DROPPED BEAM DETAIL (Panels running in both directions)
Scale: N.T.S.

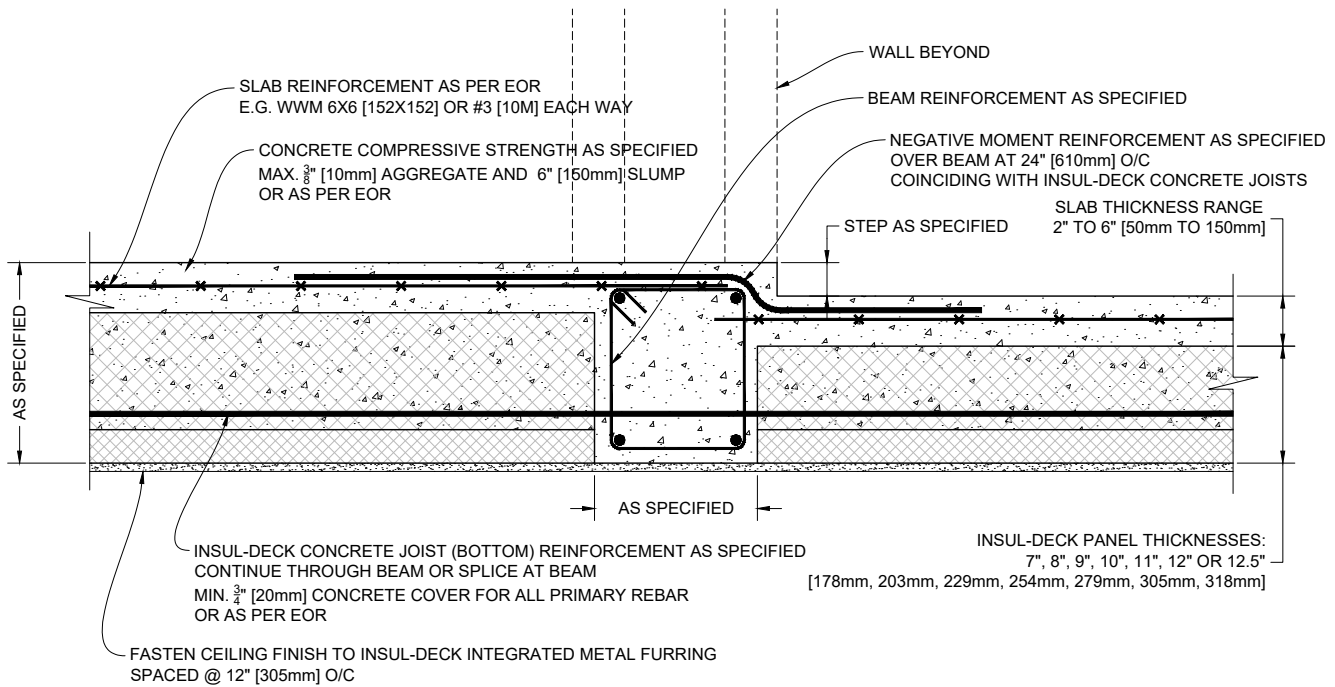
Plastbau® Technology
INSUL-DECK®

INSUL-DECK
65 Grady Knight Industrial Ct.
Villa Rica, GA 30180-2107
Phone: 800-475-6720
Fax: 727-216-7946
Email: insuldeck@insuldeck.com
Web: www.insuldeck.com

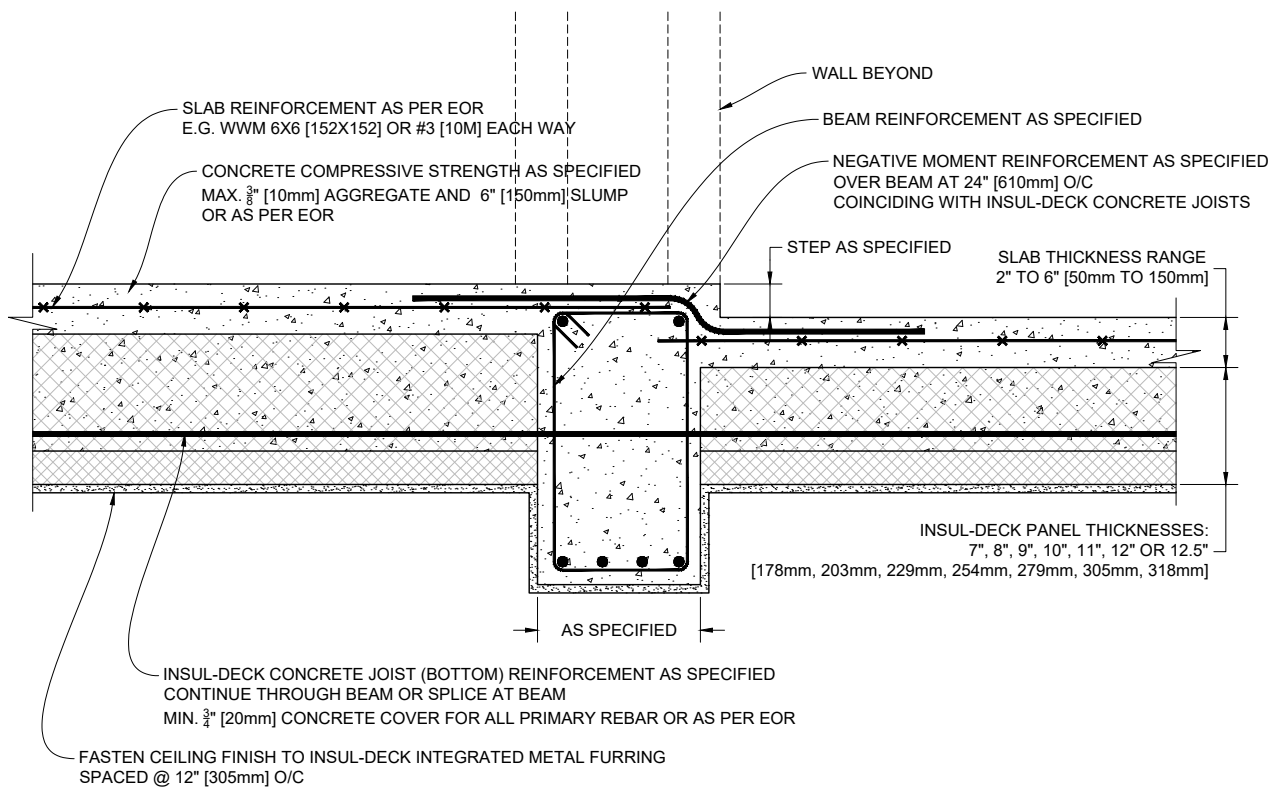
INSUL-DECK TO CONCRETE BEAM DETAIL

IT IS THE RESPONSIBILITY OF THE USER TO COMPLY WITH ALL APPLICABLE REGULATIONS AND BUILDING CODE REQUIREMENTS CONCERNING THE USE OF THESE PRODUCTS.
IT IS FURTHER THE RESPONSIBILITY OF THE USER TO RESEARCH AND UNDERSTAND SAFE METHODS OF USE AND HANDLING OF THESE PRODUCTS.

DATE DRAWN:	2017-02-15	COMMENTS:	N/A
REVISION NO.:	R2	SHEET SIZE:	8.5" x 11" [216mm x 279mm]
REVISION DATE:	2021-10-01	SCALE:	NOT TO SCALE
DRAWN BY:	TECHNICAL	APPROVED BY:	G. K.
			ID-309



1 INSUL-DECK FLUSHED BEAM DETAIL WITH FLOOR STEP (Panels running perpendicular to beam) Scale: N.T.S.



2 INSUL-DECK DROPPED BEAM DETAIL WITH FLOOR STEP (Panels running perpendicular to beam) Scale: N.T.S.

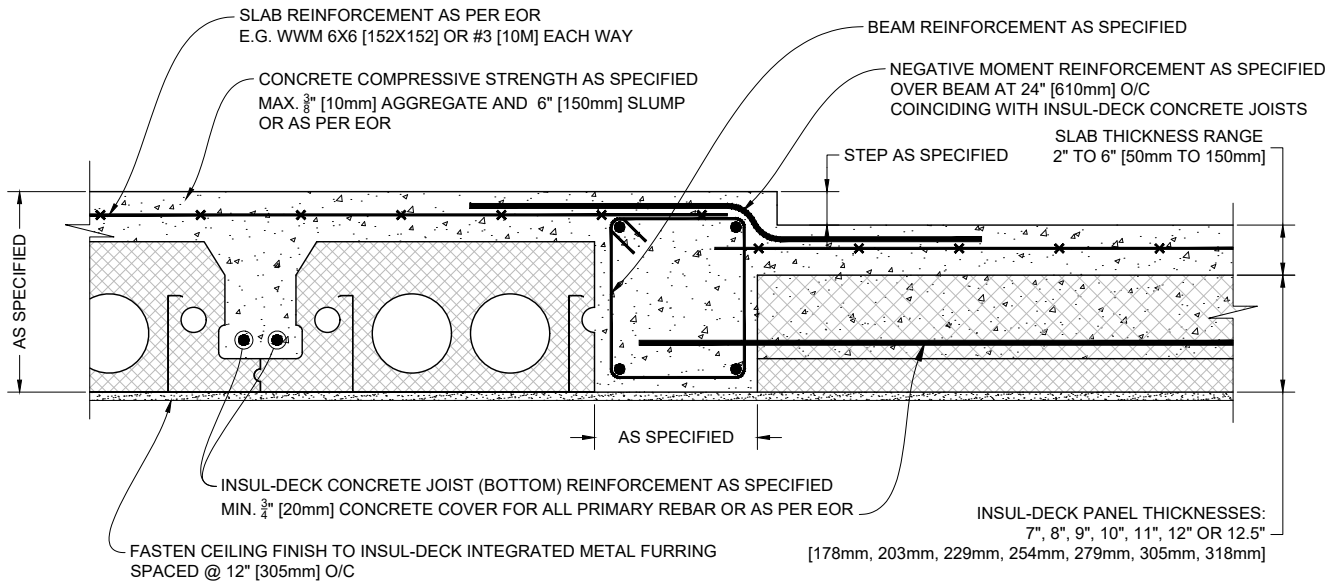
Plastbau® Technology
INSUL-DECK®

INSUL-DECK Phone: 800-475-6720
 65 Grady Knight Industrial Ct. Fax: 727-216-7946
 Villa Rica, GA 30180-2107 Email: insuldeck@insuldeck.com
 Web: www.insuldeck.com

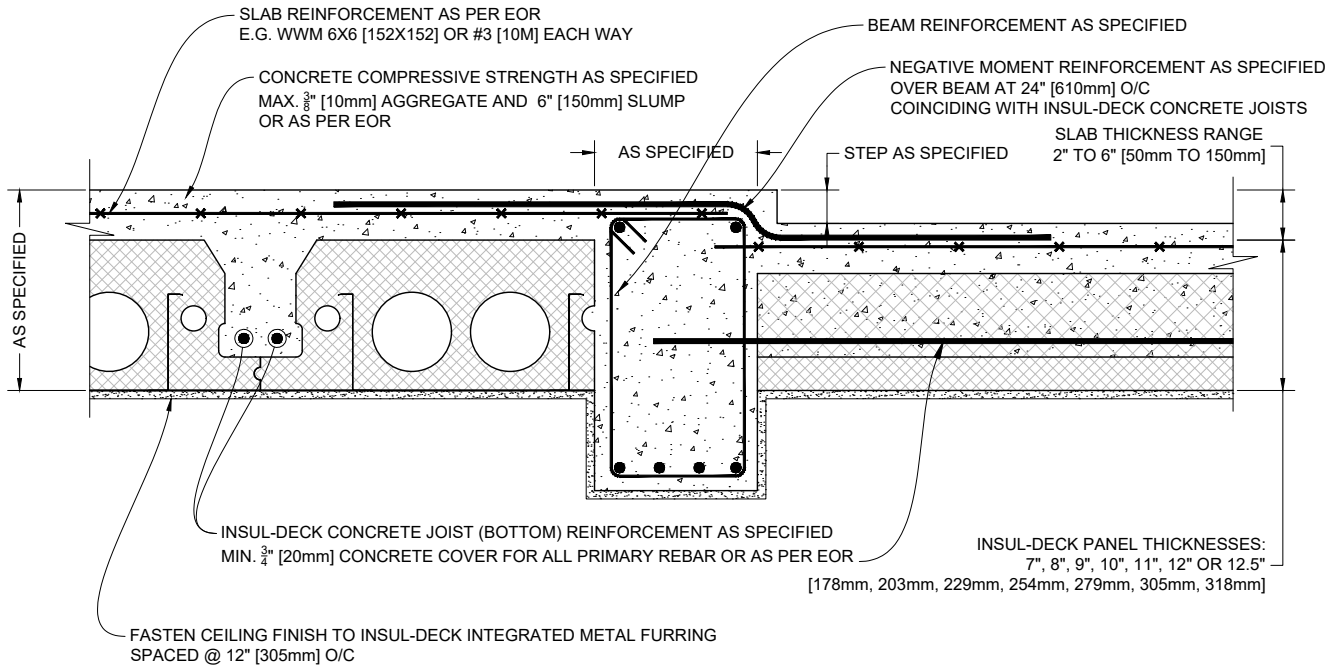
IT IS THE RESPONSIBILITY OF THE USER TO COMPLY WITH ALL APPLICABLE REGULATIONS AND BUILDING CODE REQUIREMENTS CONCERNING THE USE OF THESE PRODUCTS.
 IT IS FURTHER THE RESPONSIBILITY OF THE USER TO RESEARCH AND UNDERSTAND SAFE METHODS OF USE AND HANDLING OF THESE PRODUCTS.

INSUL-DECK TO CONCRETE BEAM DETAIL

DATE DRAWN:	2017-02-15	COMMENTS:	N/A
REVISION NO.:	R2	SHEET SIZE:	8.5" x 11" [216mm x 279mm]
REVISION DATE:	2021-10-01	SCALE:	NOT TO SCALE
DRAWN BY:	TECHNICAL	APPROVED BY:	G. K.
			DRAWING NO. ID-310



1 INSUL-DECK FLUSHED BEAM DETAIL WITH FLOOR STEP (Panels running in both directions) Scale: N.T.S.



2 INSUL-DECK DROPPED BEAM DETAIL WITH FLOOR STEP (Panels running in both directions) Scale: N.T.S.

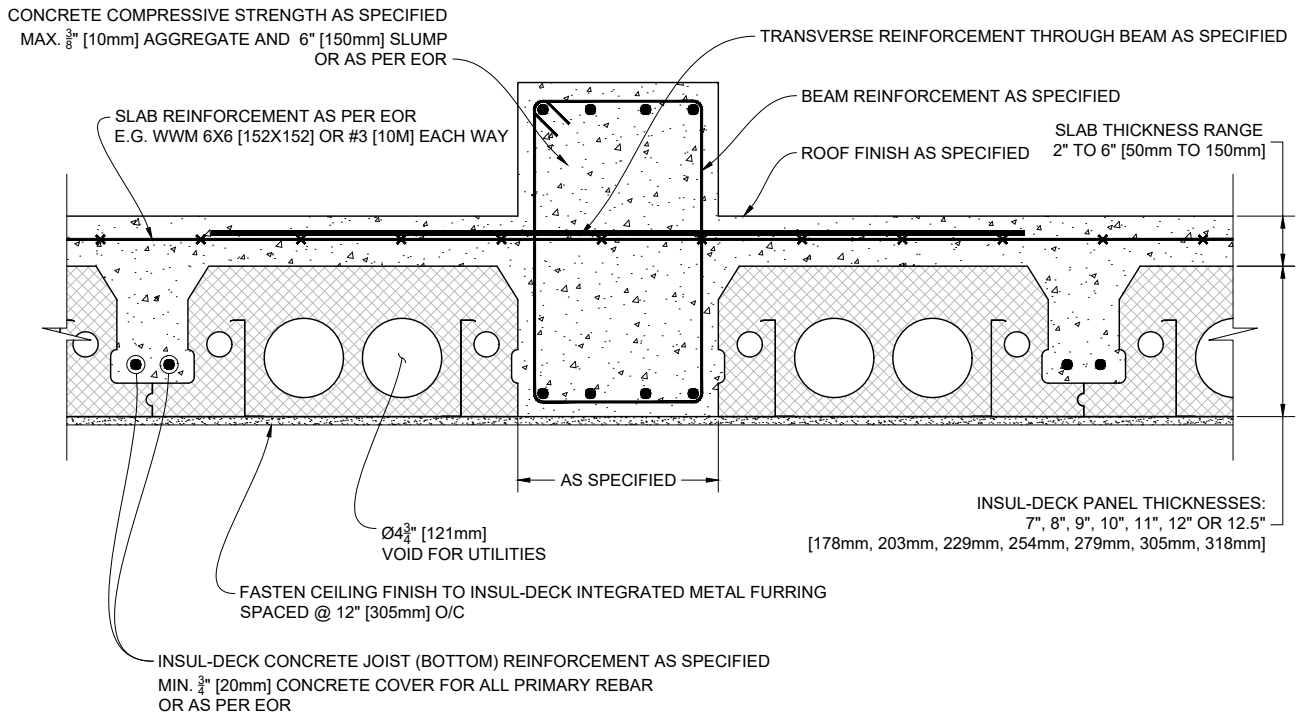
Plastbau® Technology
INSUL-DECK®

INSUL-DECK Phone: 800-475-6720
 65 Grady Knight Industrial Ct. Fax: 727-216-7946
 Villa Rica, GA 30180-2107 Email: insuldeck@insuldeck.com
 Web: www.insuldeck.com

IT IS THE RESPONSIBILITY OF THE USER TO COMPLY WITH ALL APPLICABLE REGULATIONS AND BUILDING CODE REQUIREMENTS CONCERNING THE USE OF THESE PRODUCTS.
 IT IS FURTHER THE RESPONSIBILITY OF THE USER TO RESEARCH AND UNDERSTAND SAFE METHODS OF USE AND HANDLING OF THESE PRODUCTS.

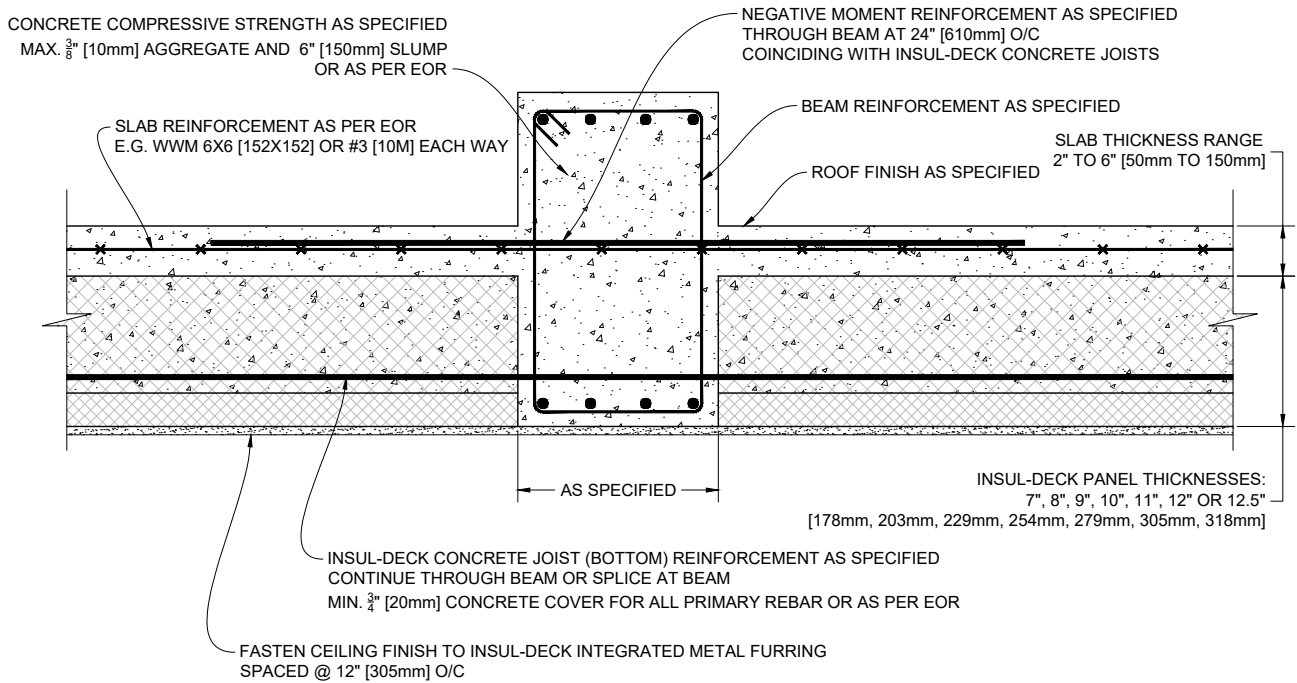
INSUL-DECK TO CONCRETE BEAM DETAIL

DATE DRAWN:	2017-02-15	COMMENTS:	N/A
REVISION NO.:	R2	SHEET SIZE:	8.5" x 11" [216mm x 279mm]
REVISION DATE:	2021-10-01	SCALE:	NOT TO SCALE
DRAWN BY:	TECHNICAL	APPROVED BY:	G. K.
			ID-311



1 INSUL-DECK UPSTAND BEAM DETAIL (Panels Parallel to Beam)

Scale: N.T.S.



2 INSUL-DECK UPSTAND BEAM DETAIL (Panels Perpendicular to Beam)

Scale: N.T.S.

Plastbau® Technology
INSUL-DECK®

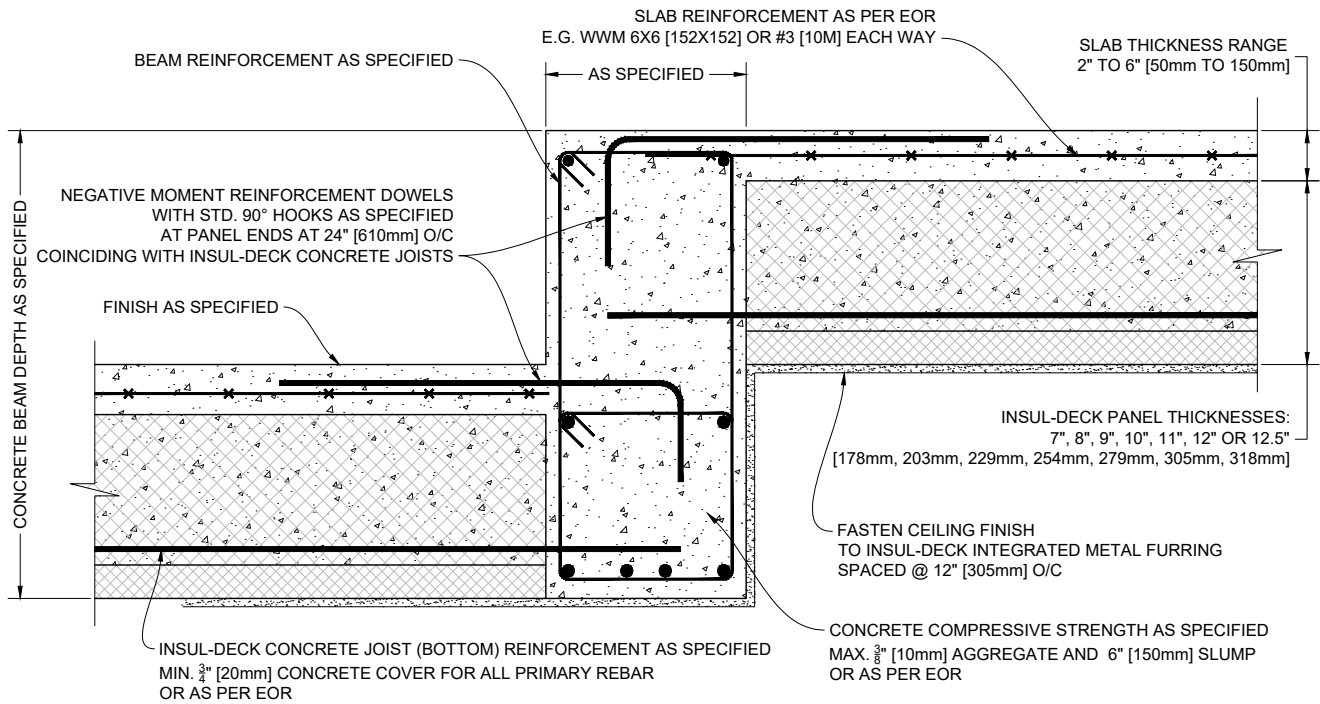
INSUL-DECK
65 Grady Knight Industrial Ct.
Villa Rica, GA 30180-2107

Phone: 800-475-6720
Fax: 727-216-7946
Email: insuldeck@insuldeck.com
Web: www.insuldeck.com

INSUL-DECK UPSTAND BEAM DETAIL

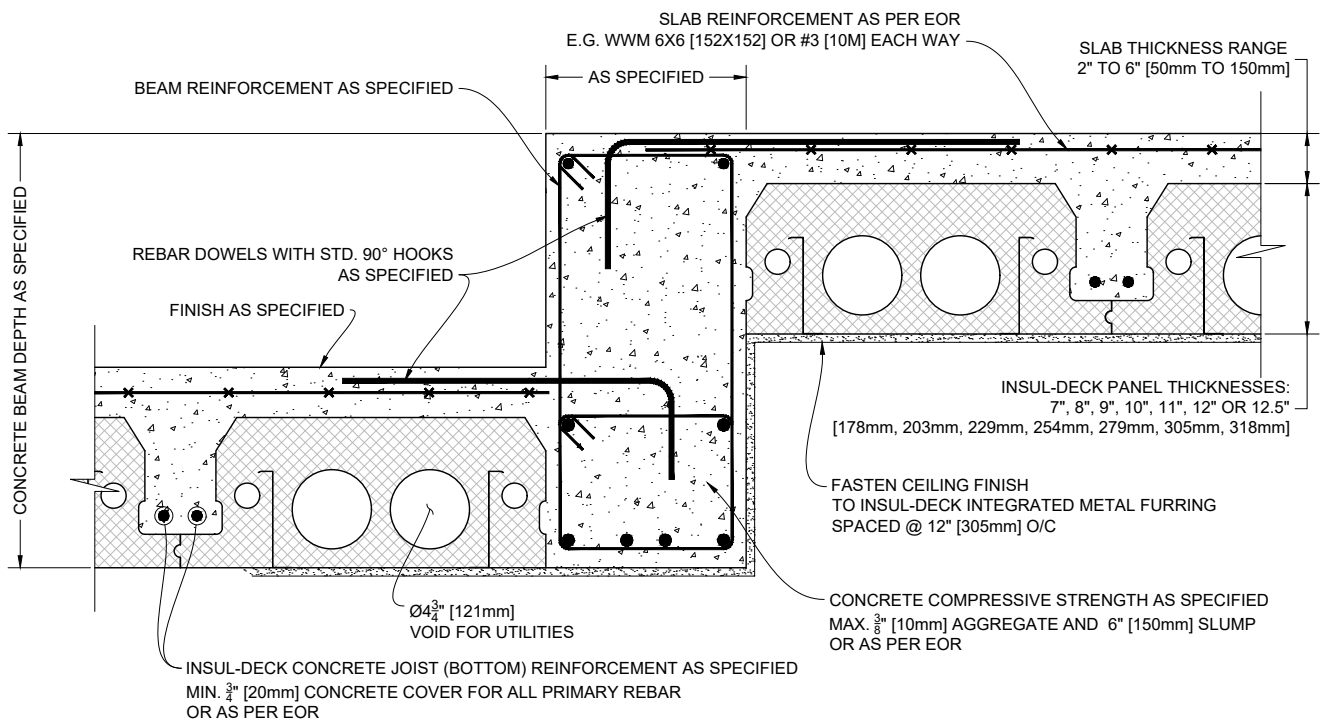
IT IS THE RESPONSIBILITY OF THE USER TO COMPLY WITH ALL APPLICABLE REGULATIONS AND BUILDING CODE REQUIREMENTS CONCERNING THE USE OF THESE PRODUCTS.
IT IS FURTHER THE RESPONSIBILITY OF THE USER TO RESEARCH AND UNDERSTAND SAFE METHODS OF USE AND HANDLING OF THESE PRODUCTS.

DATE DRAWN:	2017-02-15	COMMENTS:	N/A
REVISION NO.:	R2	SHEET SIZE:	8.5" x 11" [216mm x 279mm]
REVISION DATE:	2021-10-01	SCALE:	NOT TO SCALE
DRAWN BY:	TECHNICAL	APPROVED BY:	G. K.
			DRAWING NO. ID-312



1 INSUL-DECK STEP DETAIL DETAIL (Panels Perpendicular to Beam)

Scale: N.T.S.



2 INSUL-DECK STEP DETAIL DETAIL (Panels Parallel to Beam)

Scale: N.T.S.

Plastbau® Technology

INSUL-DECK®

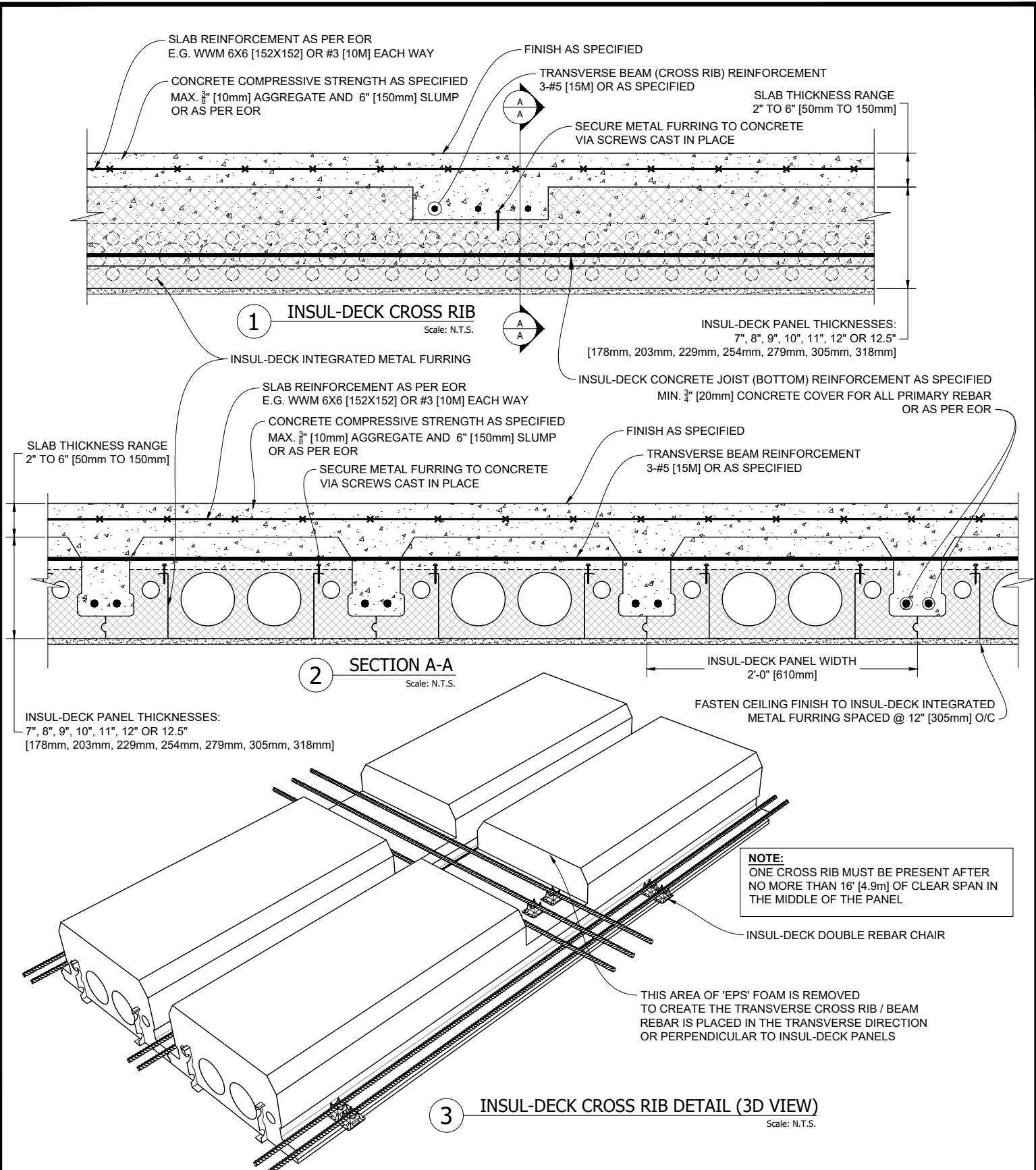
INSUL-DECK
65 Grady Knight Industrial Ct.
Villa Rica, GA 30180-2107

Phone: 800-475-6720
Fax: 727-216-7946
Email: insuldeck@insuldeck.com
Web: www.insuldeck.com

INSUL-DECK FLOOR ELEVATION CHANGE

IT IS THE RESPONSIBILITY OF THE USER TO COMPLY WITH ALL APPLICABLE REGULATIONS AND BUILDING CODE REQUIREMENTS CONCERNING THE USE OF THESE PRODUCTS.
IT IS FURTHER THE RESPONSIBILITY OF THE USER TO RESEARCH AND UNDERSTAND SAFE METHODS OF USE AND HANDLING OF THESE PRODUCTS.

DATE DRAWN:	2017-02-15	COMMENTS:	N/A
REVISION NO.:	R2	SHEET SIZE:	8.5" x 11" [216mm x 279mm]
REVISION DATE:	2021-10-01	SCALE:	NOT TO SCALE
DRAWN BY:	TECHNICAL	APPROVED BY:	G. K.
			DRAWING NO. ID-313



Plastbau® Technology
INSUL-DECK

INSUL-DECK
65 Grady Knight Industrial Ct.
Villa Rica, GA 30180-2107

Phone: 800-475-6720
Fax: 727-216-7946
Email: insuldeck@insuldeck.com
Web: www.insuldeck.com

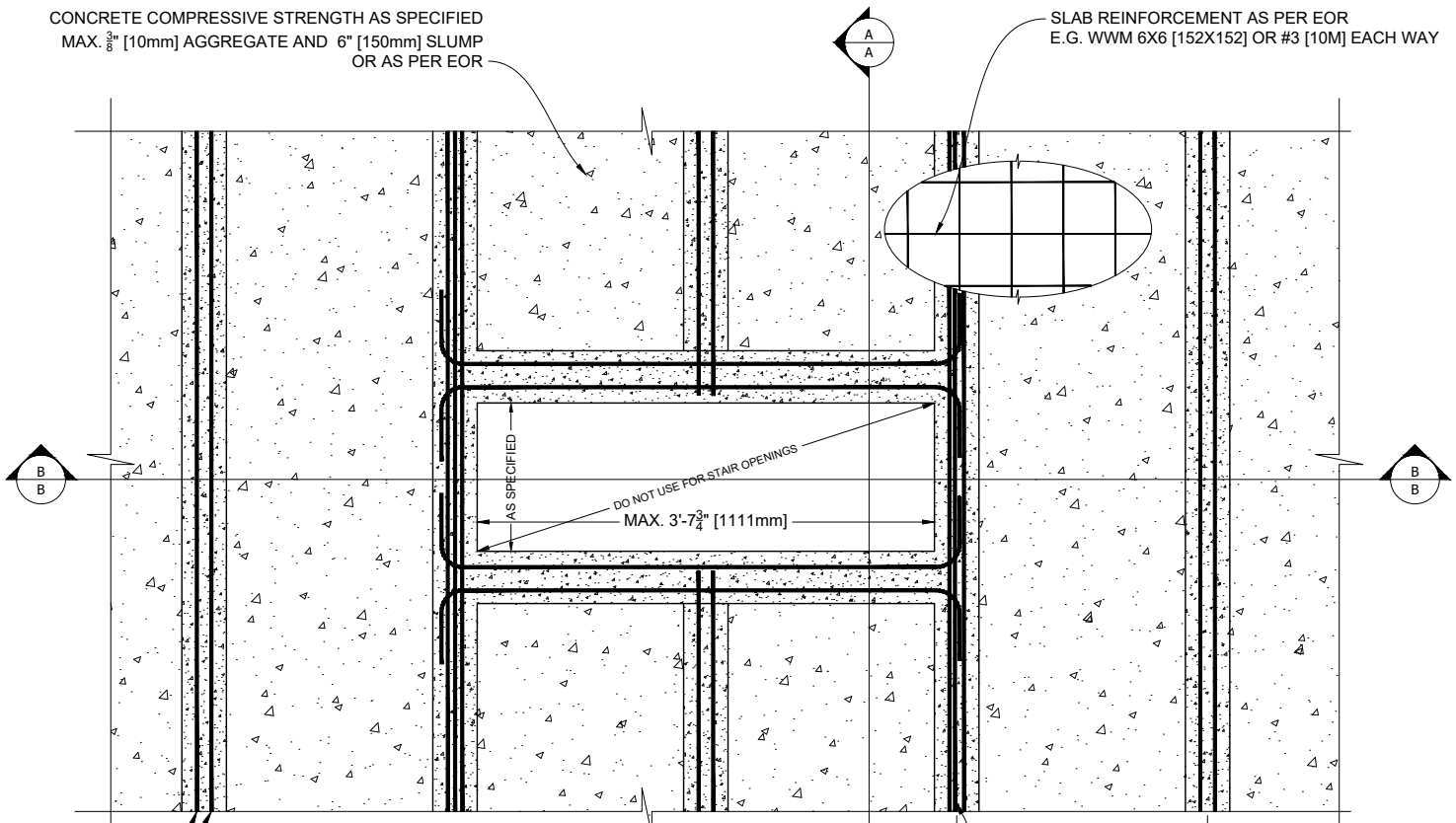
IT IS THE RESPONSIBILITY OF THE USER TO COMPLY WITH ALL APPLICABLE REGULATIONS AND BUILDING CODE REQUIREMENTS CONCERNING THE USE OF THESE PRODUCTS.
IT IS FURTHER THE RESPONSIBILITY OF THE USER TO RESEARCH AND UNDERSTAND SAFE METHODS OF USE AND HANDLING OF THESE PRODUCTS.

INSUL-DECK CROSS RIB DETAIL

DATE DRAWN:	2017-02-15	COMMENTS:	N/A
REVISION NO.:	R2	SHEET SIZE:	8.5" x 11" [216mm x 279mm]
REVISION DATE:	2021-10-01	SCALE:	NOT TO SCALE
DRAWN BY:	TECHNICAL	APPROVED BY:	G. K.
			ID-314

CONCRETE COMPRESSIVE STRENGTH AS SPECIFIED
 MAX. $\frac{3}{8}$ " [10mm] AGGREGATE AND 6" [150mm] SLUMP
 OR AS PER EOR

SLAB REINFORCEMENT AS PER EOR
 E.G. WWM 6X6 [152X152] OR #3 [10M] EACH WAY



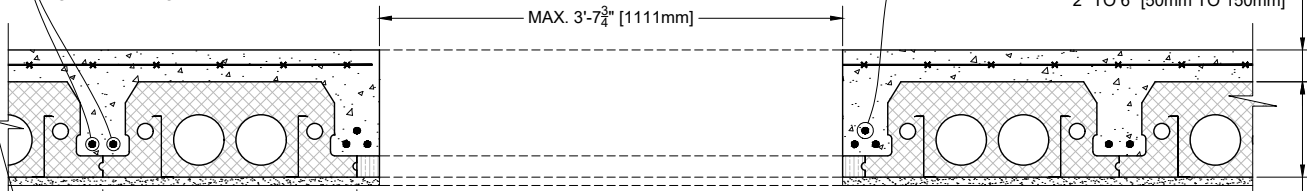
1 UTILITY FLOOR OPENING - TOP VIEW
 Scale: N.T.S.

INSUL-DECK CONCRETE JOIST (BOTTOM) REINFORCEMENT AS SPECIFIED
 MIN. $\frac{3}{4}$ " [20mm] CONCRETE COVER FOR ALL PRIMARY REBAR
 OR AS PER EOR

INSUL-DECK PANEL
 24" [610mm] WIDE

ADDITIONAL REINFORCEMENT IN THIS JOIST

SLAB THICKNESS RANGE
 2" TO 6" [50mm TO 150mm]



2 SECTION B-B
 Scale: N.T.S.

INSUL-DECK PANEL THICKNESSES:
 7", 8", 9", 10", 11", 12" OR 12.5"
 [178mm, 203mm, 229mm, 254mm, 279mm, 305mm, 318mm]

SLAB THICKNESS RANGE
 2" TO 6" [50mm TO 150mm]

AS SPECIFIED



INSUL-DECK PANEL THICKNESSES:
 7", 8", 9", 10", 11", 12" OR 12.5"
 [178mm, 203mm, 229mm, 254mm, 279mm, 305mm, 318mm]

CROSS RIB WIDTH
 AS SPECIFIED

ADDITIONAL INSULATION AS REQUIRED

3 SECTION A-A
 Scale: N.T.S.

Plastbau® Technology

INSUL-DECK®

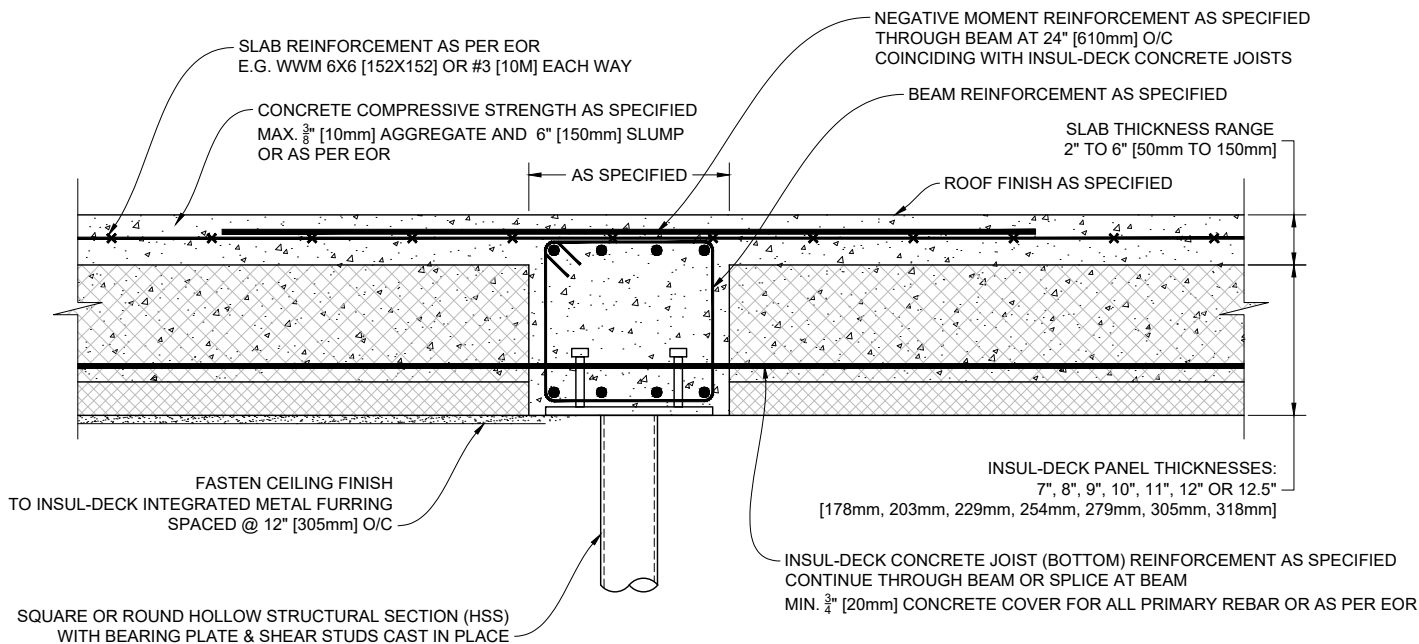
INSUL-DECK
 65 Grady Knight Industrial Ct.
 Villa Rica, GA 30180-2107

Phone: 800-475-6720
 Fax: 727-216-7946
 Email: insuldeck@insuldeck.com
 Web: www.insuldeck.com

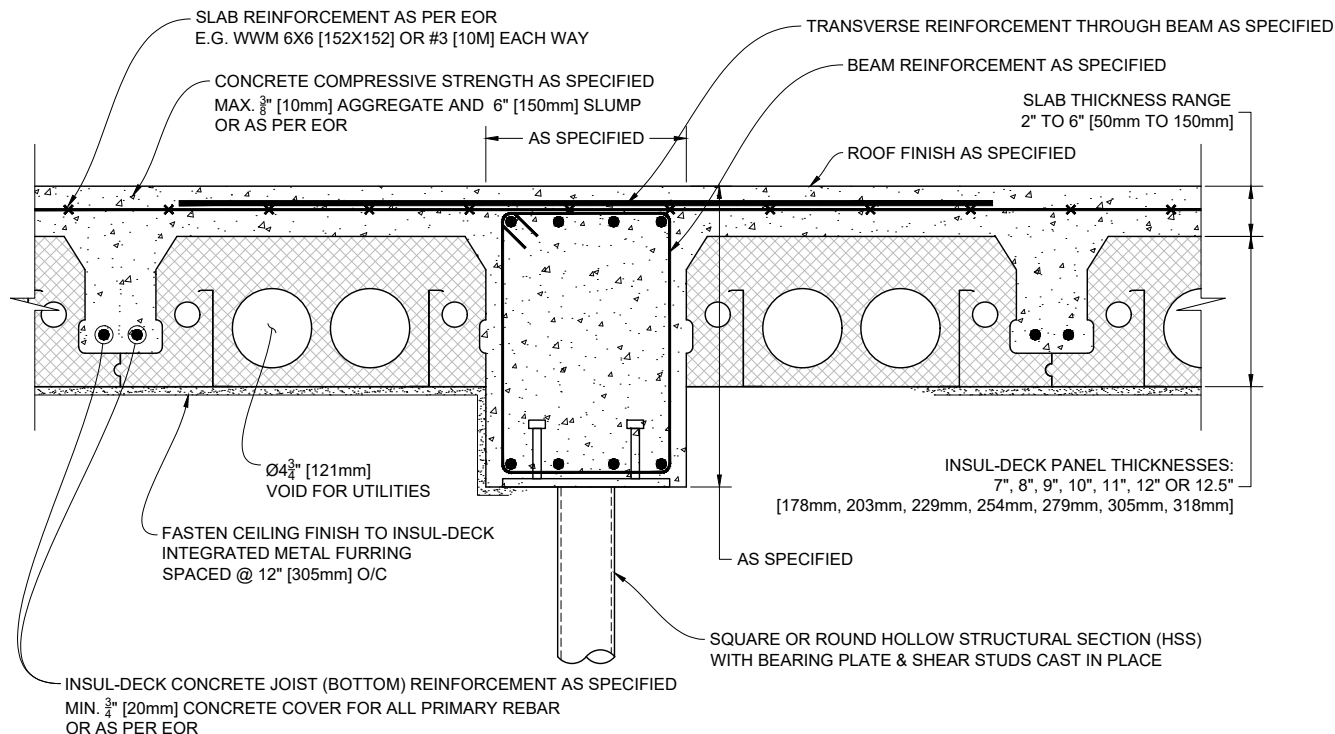
INSUL-DECK UTILITY OPENING DETAIL

IT IS THE RESPONSIBILITY OF THE USER TO COMPLY WITH ALL APPLICABLE REGULATIONS AND BUILDING CODE REQUIREMENTS CONCERNING THE USE OF THESE PRODUCTS.
 IT IS FURTHER THE RESPONSIBILITY OF THE USER TO RESEARCH AND UNDERSTAND SAFE METHODS OF USE AND HANDLING OF THESE PRODUCTS.

DATE DRAWN:	2017-02-15	COMMENTS:	N/A
REVISION NO.:	R2	SHEET SIZE:	8.5" x 11" [216mm x 279mm]
REVISION DATE:	2021-10-01	SCALE:	NOT TO SCALE
DRAWN BY:	TECHNICAL	APPROVED BY:	G. K.
			DRAWING NO. ID-315



1 INSUL-DECK FLUSHED BEAM DETAIL (Panels Perpendicular to Beam)
Scale: N.T.S.



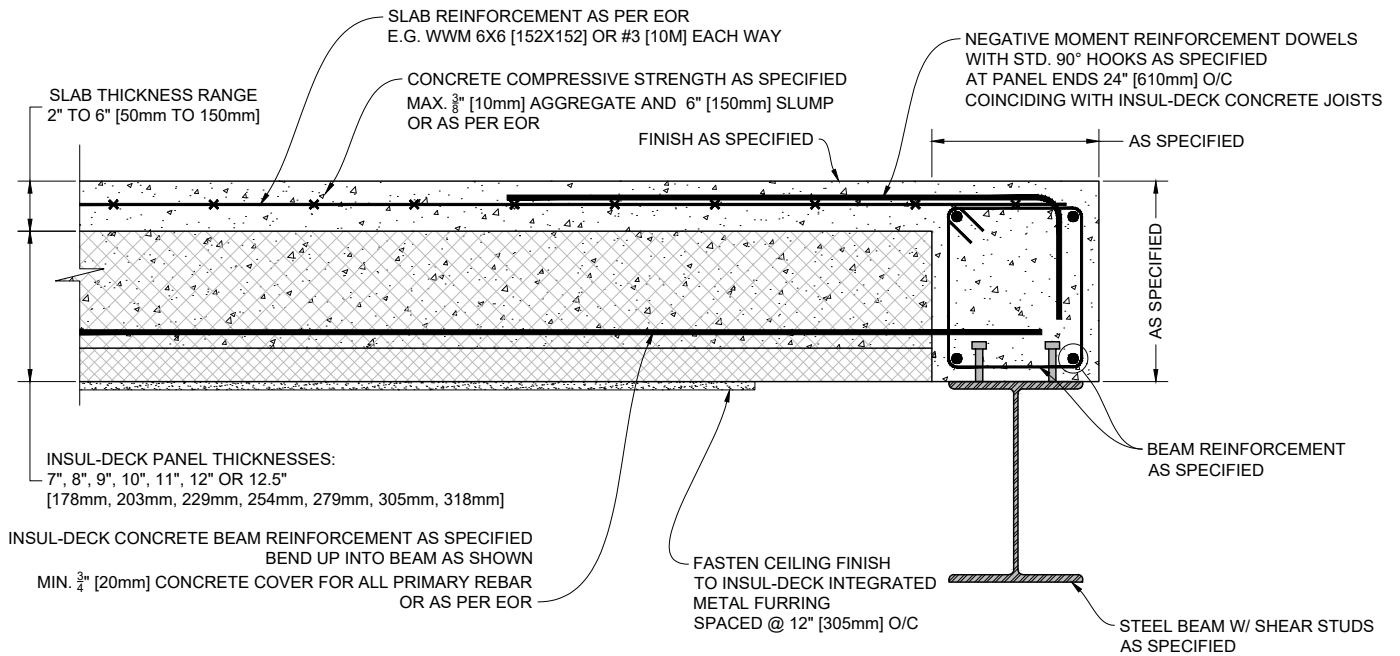
2 INSUL-DECK DROPPED BEAM DETAIL (Panels Parallel to Beam)
Scale: N.T.S.

Plastbau® Technology
INSUL-DECK®
 INSUL-DECK
 65 Grady Knight Industrial Ct.
 Villa Rica, GA 30180-2107
 Phone: 800-475-6720
 Fax: 727-216-7946
 Email: insuldeck@insuldeck.com
 Web: www.insuldeck.com

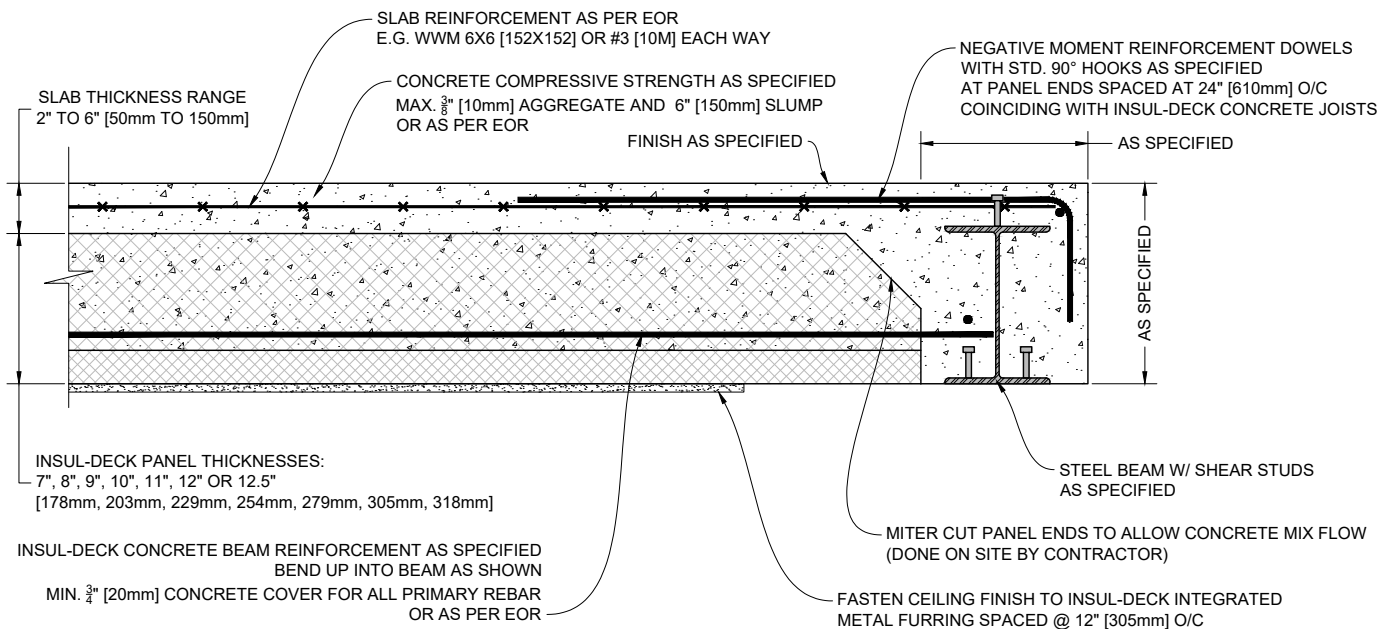
CONCRETE BEAM SUPPORTED BY HSS COLUMN

IT IS THE RESPONSIBILITY OF THE USER TO COMPLY WITH ALL APPLICABLE REGULATIONS AND BUILDING CODE REQUIREMENTS CONCERNING THE USE OF THESE PRODUCTS.
 IT IS FURTHER THE RESPONSIBILITY OF THE USER TO RESEARCH AND UNDERSTAND SAFE METHODS OF USE AND HANDLING OF THESE PRODUCTS.

DATE DRAWN:	2016-09-19	COMMENTS:	N/A
REVISION NO.:	R2	SHEET SIZE:	8.5" x 11" [216mm x 279mm]
REVISION DATE:	2021-10-01	SCALE:	NOT TO SCALE
DRAWN BY:	TECHNICAL	APPROVED BY:	G. K.
			ID-316



1 INSUL-DECK TO DROPPED PERIMETER STEEL BEAM DETAIL (Panels Perpendicular to Beam) Scale: N.T.S.



2 INSUL-DECK TO FLUSHED PERIMETER STEEL BEAM DETAIL (Panels Perpendicular to Beam) Scale: N.T.S.

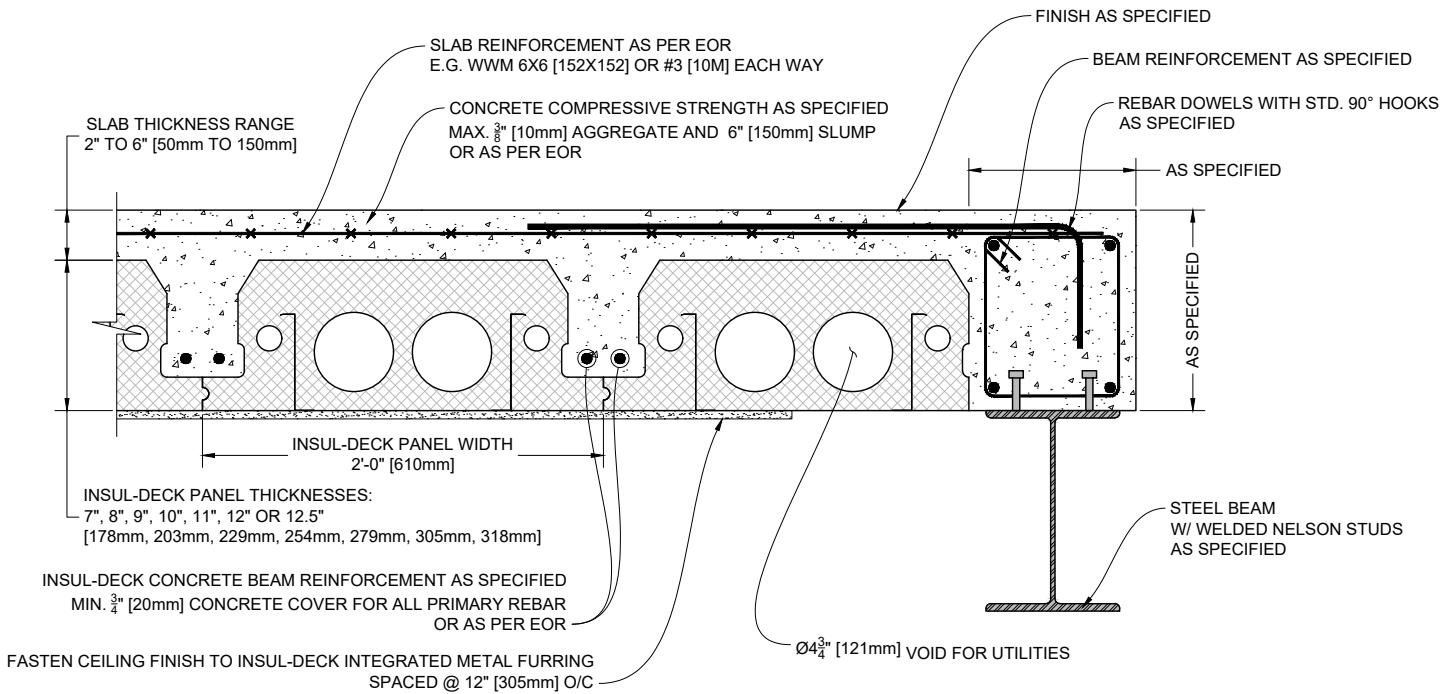
Plastbau® Technology
INSUL-DECK®

INSUL-DECK Phone: 800-475-6720
 65 Grady Knight Industrial Ct. Fax: 727-216-7946
 Villa Rica, GA 30180-2107 Email: insuldeck@insuldeck.com
 Web: www.insuldeck.com

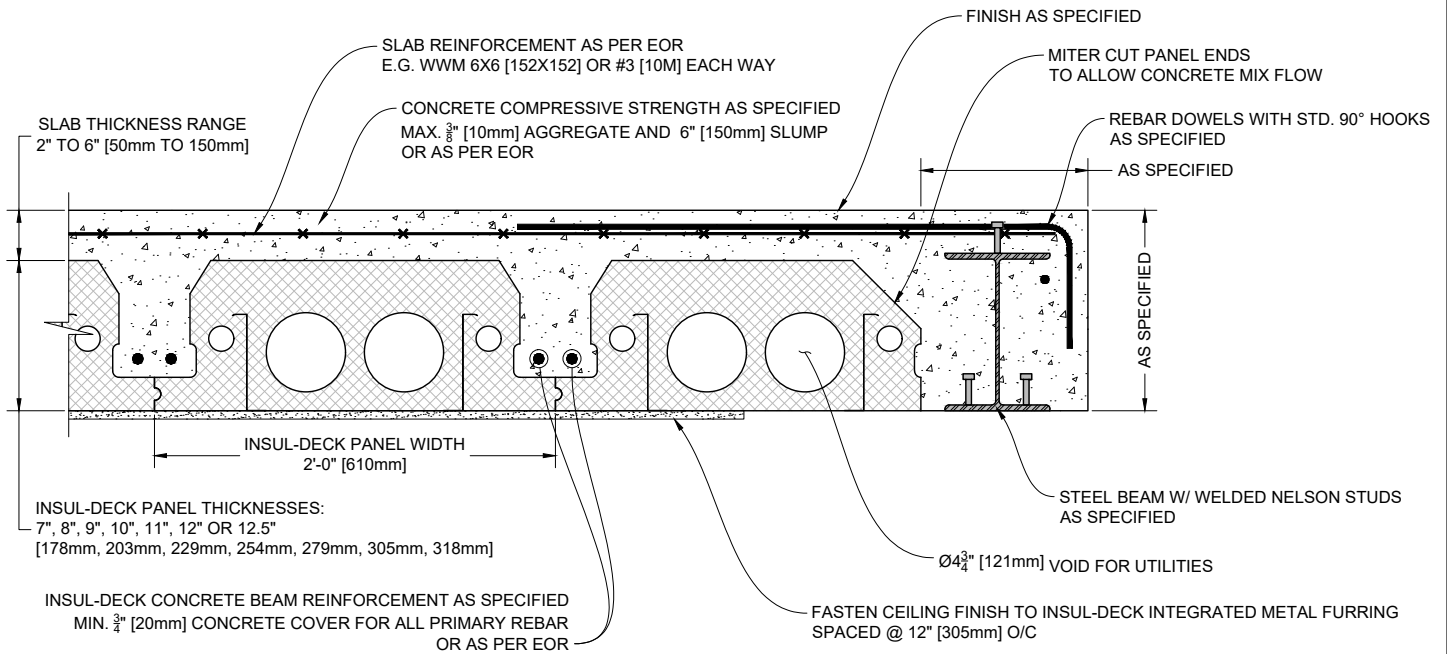
IT IS THE RESPONSIBILITY OF THE USER TO COMPLY WITH ALL APPLICABLE REGULATIONS AND BUILDING CODE REQUIREMENTS CONCERNING THE USE OF THESE PRODUCTS.
 IT IS FURTHER THE RESPONSIBILITY OF THE USER TO RESEARCH AND UNDERSTAND SAFE METHODS OF USE AND HANDLING OF THESE PRODUCTS.

INSUL-DECK TO STEEL BEAM DETAIL

DATE DRAWN:	2017-02-15	COMMENTS:	N/A
REVISION NO.:	R2	SHEET SIZE:	8.5" x 11" [216mm x 279mm]
REVISION DATE:	2021-10-01	SCALE:	NOT TO SCALE
DRAWN BY:	TECHNICAL	APPROVED BY:	G. K.
			ID-401



1 INSUL-DECK TO DROPPED PERIMETER STEEL BEAM DETAIL (Panels Parallel to Beam)
Scale: N.T.S.



2 INSUL-DECK TO FLUSHED PERIMETER STEEL BEAM DETAIL (Panels Parallel to Beam)
Scale: N.T.S.

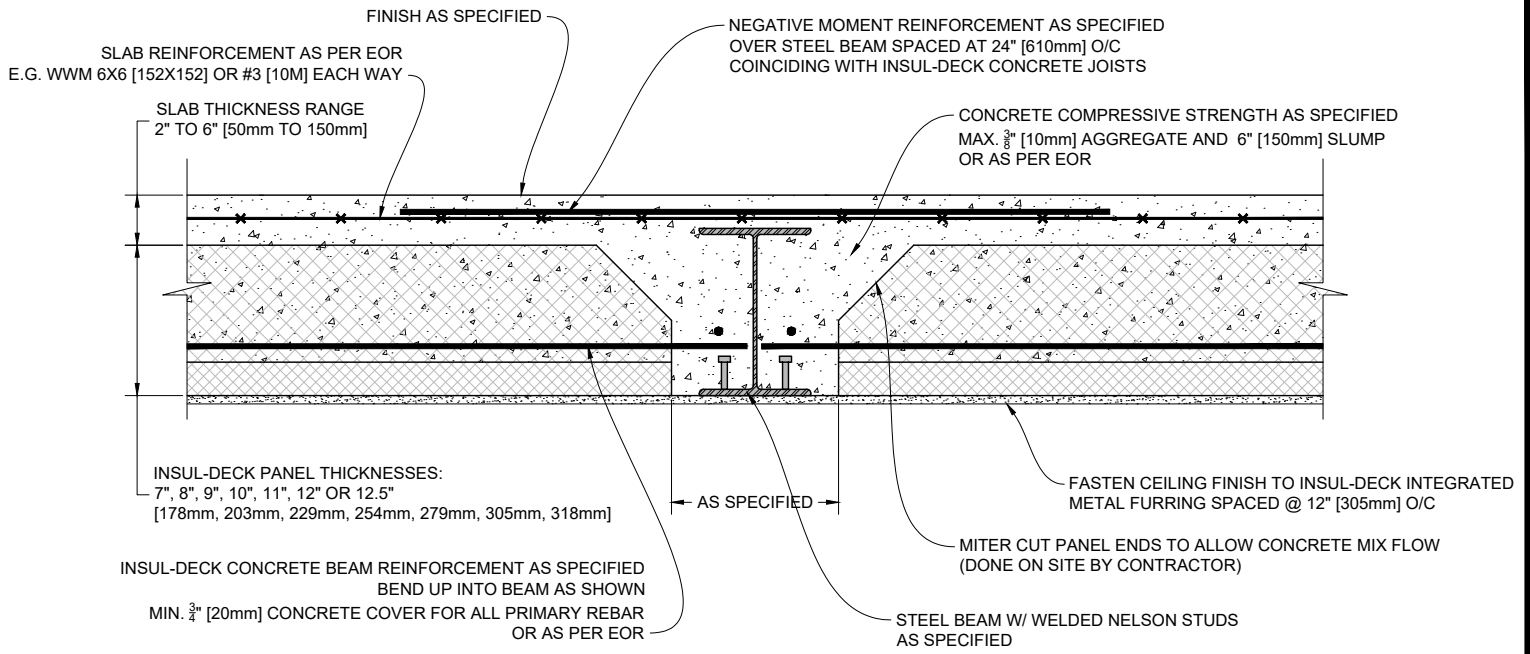
Plastbau® Technology
INSUL-DECK®

INSUL-DECK
65 Grady Knight Industrial Ct.
Villa Rica, GA 30180-2107
Phone: 800-475-6720
Fax: 727-216-7946
Email: insuldeck@insuldeck.com
Web: www.insuldeck.com

IT IS THE RESPONSIBILITY OF THE USER TO COMPLY WITH ALL APPLICABLE REGULATIONS AND BUILDING CODE REQUIREMENTS CONCERNING THE USE OF THESE PRODUCTS.
IT IS FURTHER THE RESPONSIBILITY OF THE USER TO RESEARCH AND UNDERSTAND SAFE METHODS OF USE AND HANDLING OF THESE PRODUCTS.

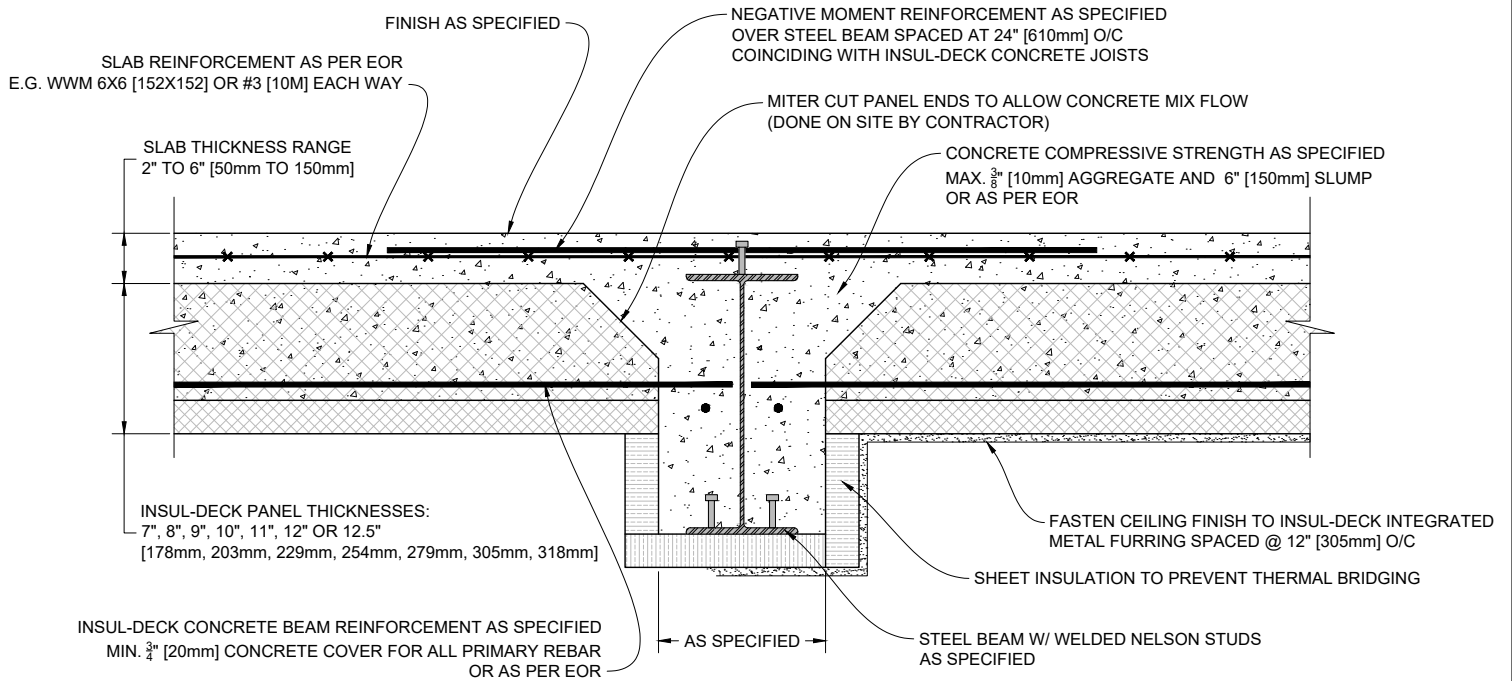
INSUL-DECK TO STEEL BEAM DETAIL

DATE DRAWN:	2017-02-15	COMMENTS:	N/A
REVISION NO.:	R2	SHEET SIZE:	8.5" x 11" [216mm x 279mm]
REVISION DATE:	2021-10-01	SCALE:	NOT TO SCALE
DRAWN BY:	TECHNICAL	APPROVED BY:	G. K.
			ID-402



1 INSUL-DECK TO FLUSHED STEEL BEAM DETAIL (Panels Perpendicular to Beam)

Scale: N.T.S.



2 INSUL-DECK TO DROPPED BEAM DETAIL (Panels Perpendicular to Beam)

Scale: N.T.S.

Plastbau® Technology

INSUL-DECK®

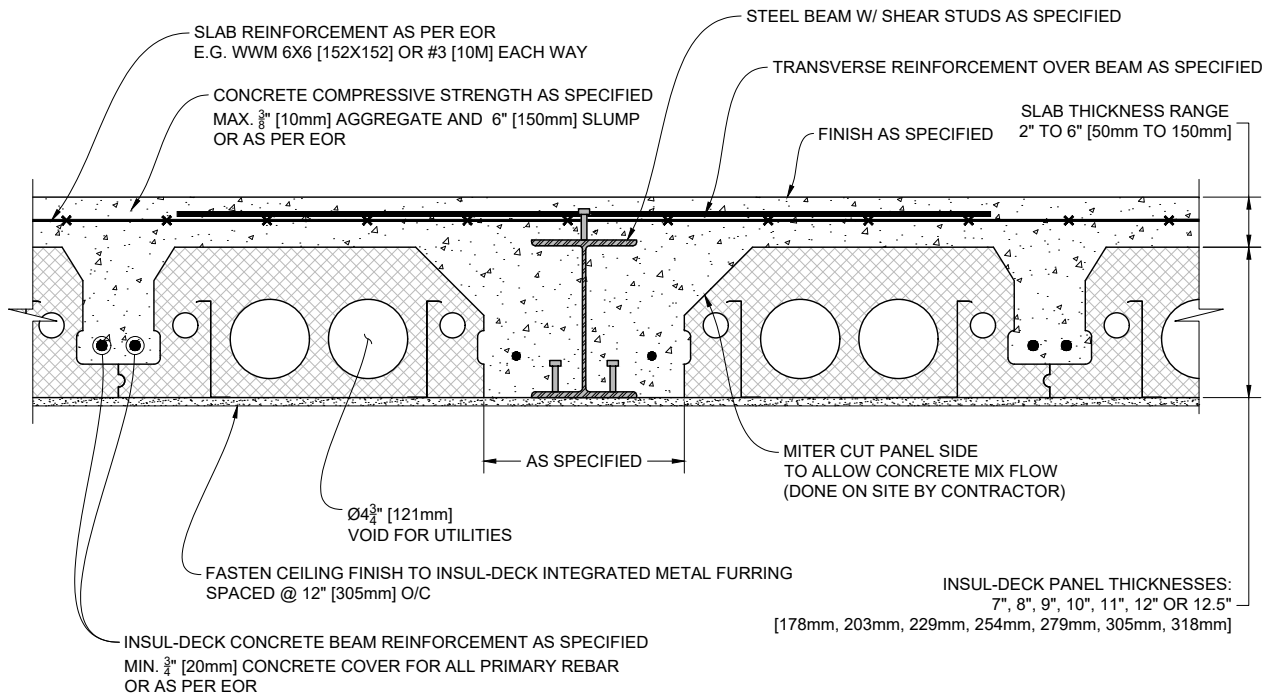
INSUL-DECK
65 Grady Knight Industrial Ct.
Villa Rica, GA 30180-2107

Phone: 800-475-6720
Fax: 727-216-7946
Email: insuldeck@insuldeck.com
Web: www.insuldeck.com

INSUL-DECK TO STEEL BEAM DETAIL

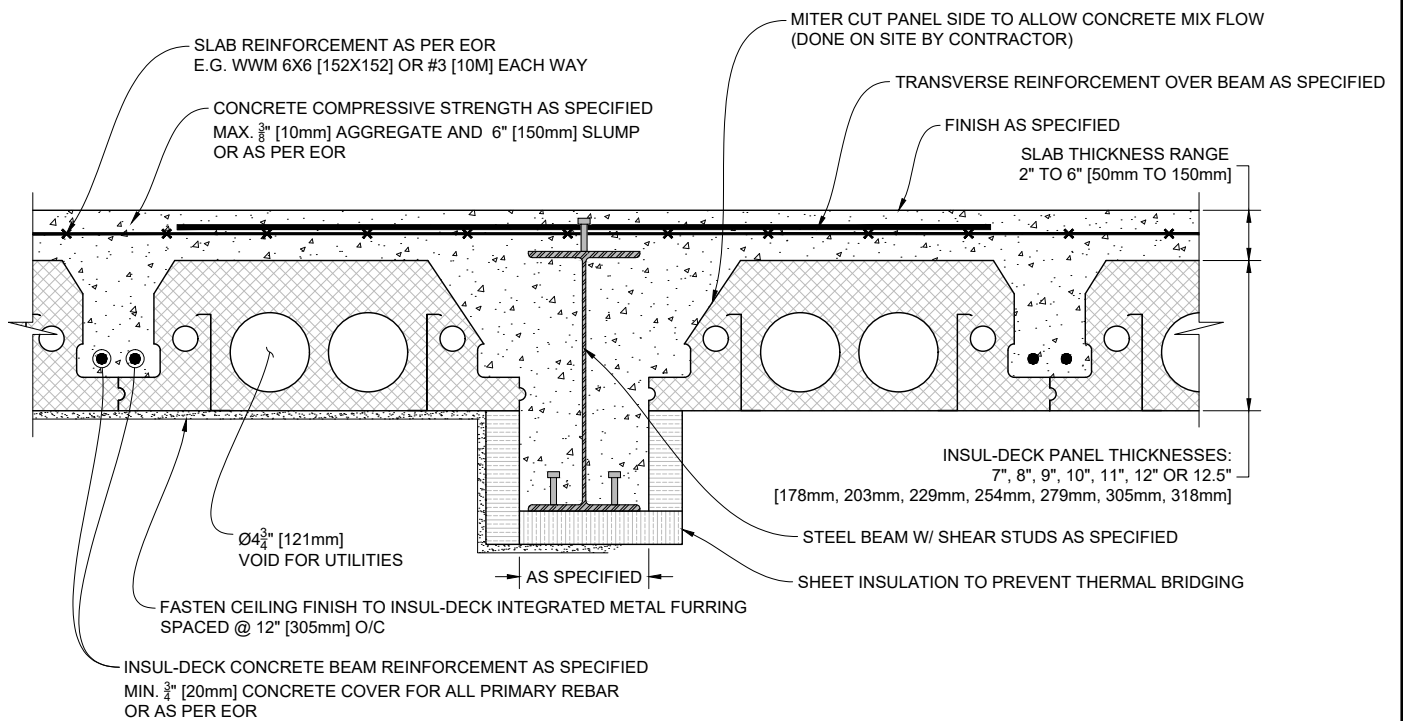
IT IS THE RESPONSIBILITY OF THE USER TO COMPLY WITH ALL APPLICABLE REGULATIONS AND BUILDING CODE REQUIREMENTS CONCERNING THE USE OF THESE PRODUCTS.
IT IS FURTHER THE RESPONSIBILITY OF THE USER TO RESEARCH AND UNDERSTAND SAFE METHODS OF USE AND HANDLING OF THESE PRODUCTS.

DATE DRAWN:	2017-02-15	COMMENTS:	N/A
REVISION NO.:	R2	SHEET SIZE:	8.5" x 11" [216mm x 279mm]
REVISION DATE:	2021-10-01	SCALE:	NOT TO SCALE
DRAWN BY:	TECHNICAL	APPROVED BY:	G. K.
			DRAWING NO. ID-403



1 INSUL-DECK TO FLUSHED STEEL BEAM DETAIL (Panels Parallel to Beam)

Scale: N.T.S.



2 INSUL-DECK TO DROPPED STEEL BEAM DETAIL (Panels Parallel to Beam)

Scale: N.T.S.

Plastbau® Technology
INSUL-DECK®

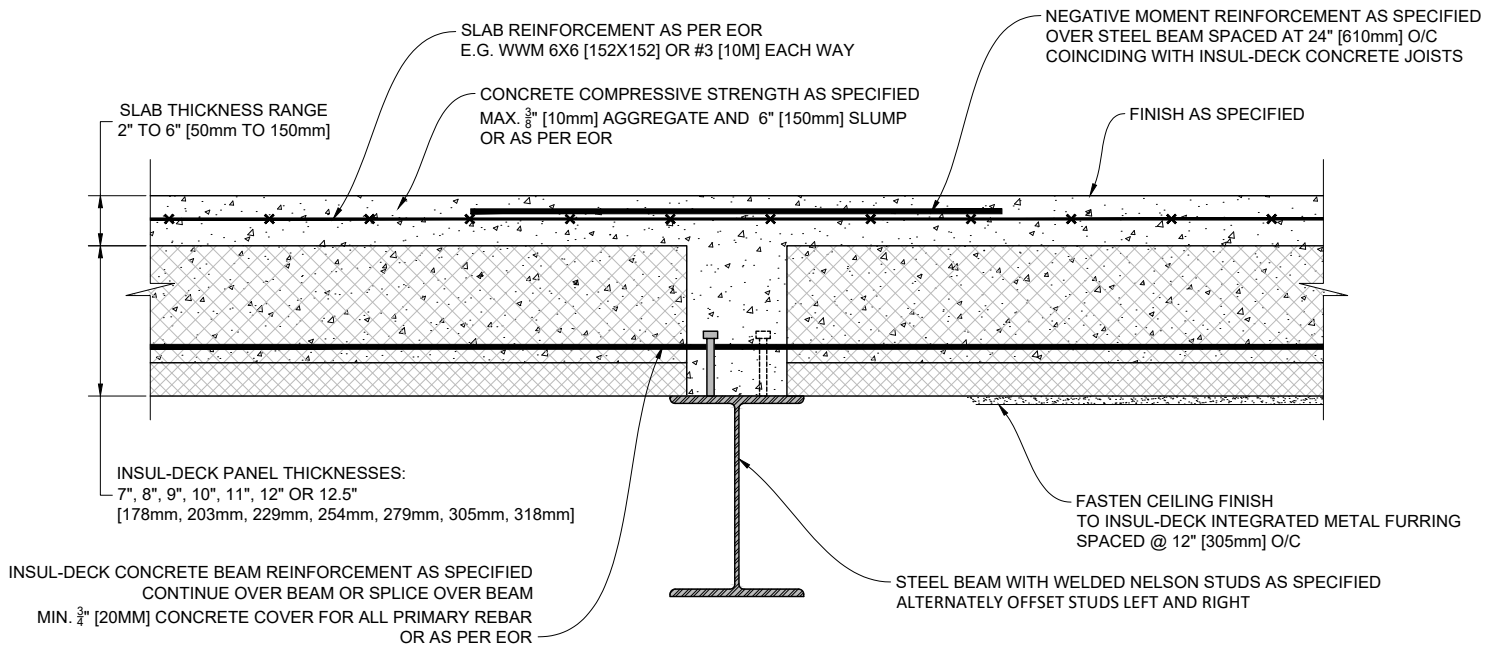
INSUL-DECK
 65 Grady Knight Industrial Ct.
 Villa Rica, GA 30180-2107

Phone: 800-475-6720
 Fax: 727-216-7946
 Email: insuldeck@insuldeck.com
 Web: www.insuldeck.com

INSUL-DECK TO STEEL BEAM DETAIL

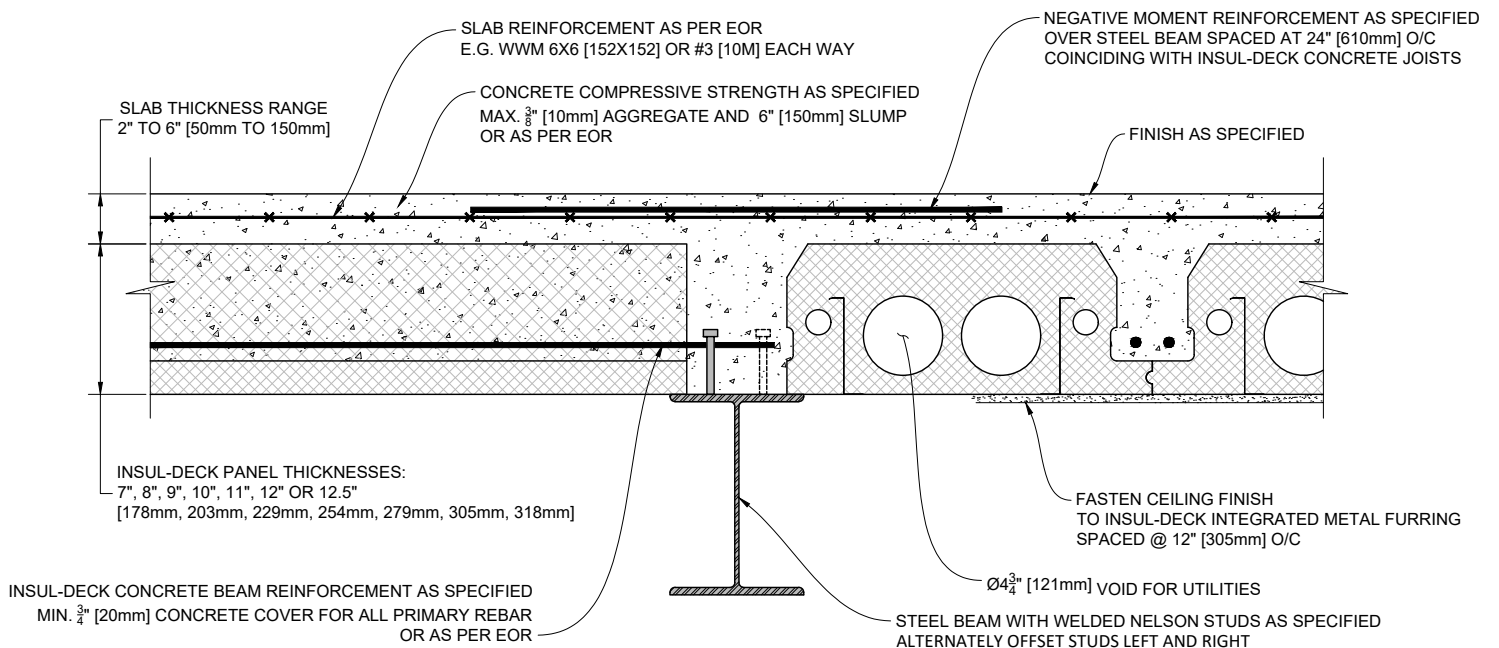
IT IS THE RESPONSIBILITY OF THE USER TO COMPLY WITH ALL APPLICABLE REGULATIONS AND BUILDING CODE REQUIREMENTS CONCERNING THE USE OF THESE PRODUCTS.
 IT IS FURTHER THE RESPONSIBILITY OF THE USER TO RESEARCH AND UNDERSTAND SAFE METHODS OF USE AND HANDLING OF THESE PRODUCTS.

DATE DRAWN:	2017-02-15	COMMENTS:	N/A
REVISION NO.:	R2	SHEET SIZE:	8.5" x 11" [216mm x 279mm]
REVISION DATE:	2021-10-01	SCALE:	NOT TO SCALE
DRAWN BY:	TECHNICAL	APPROVED BY:	G. K.
			DRAWING NO. ID-404



1 INSUL-DECK TO STEEL BEAM DETAIL (Panels Perpendicular to Beam)

Scale: N.T.S.



2 INSUL-DECK TO STEEL BEAM DETAIL (Panels Perpendicular & Parallel to Beam)

Scale: N.T.S.

Plastbau® Technology

INSUL-DECK®

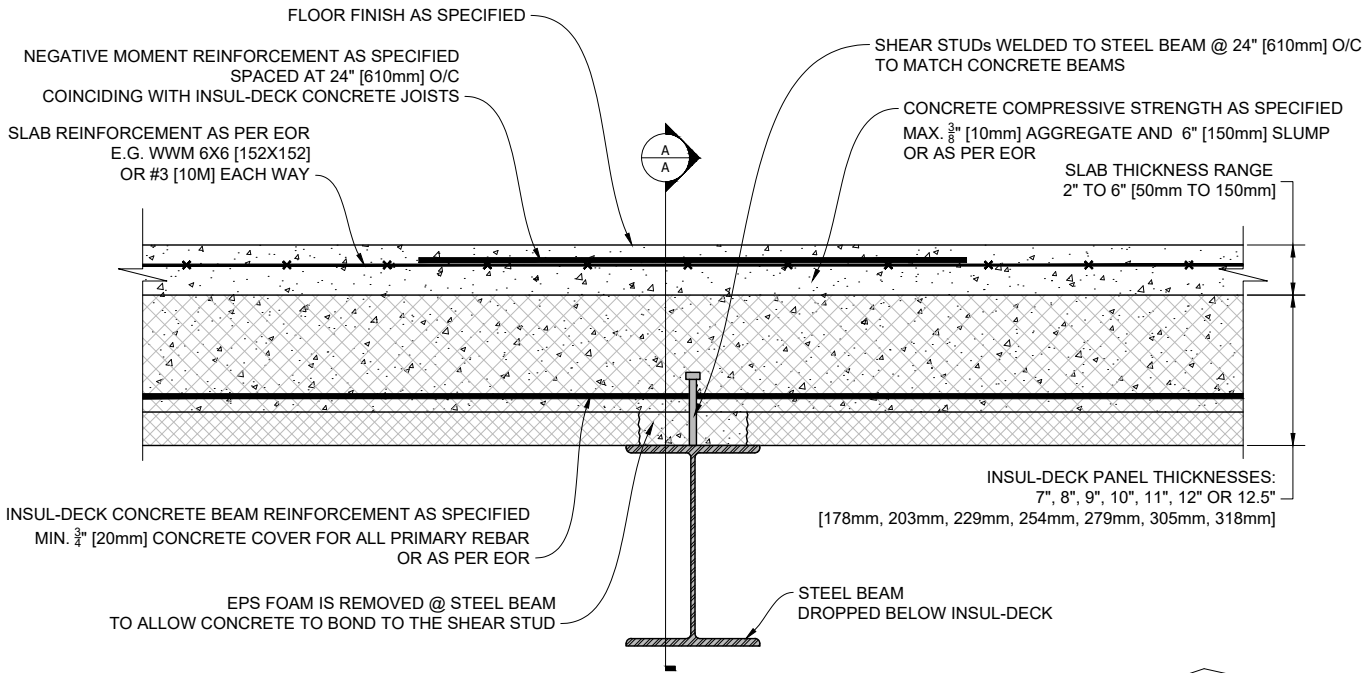
INSUL-DECK
65 Grady Knight Industrial Ct.
Villa Rica, GA 30180-2107

Phone: 800-475-6720
Fax: 727-216-7946
Email: insuldeck@insuldeck.com
Web: www.insuldeck.com

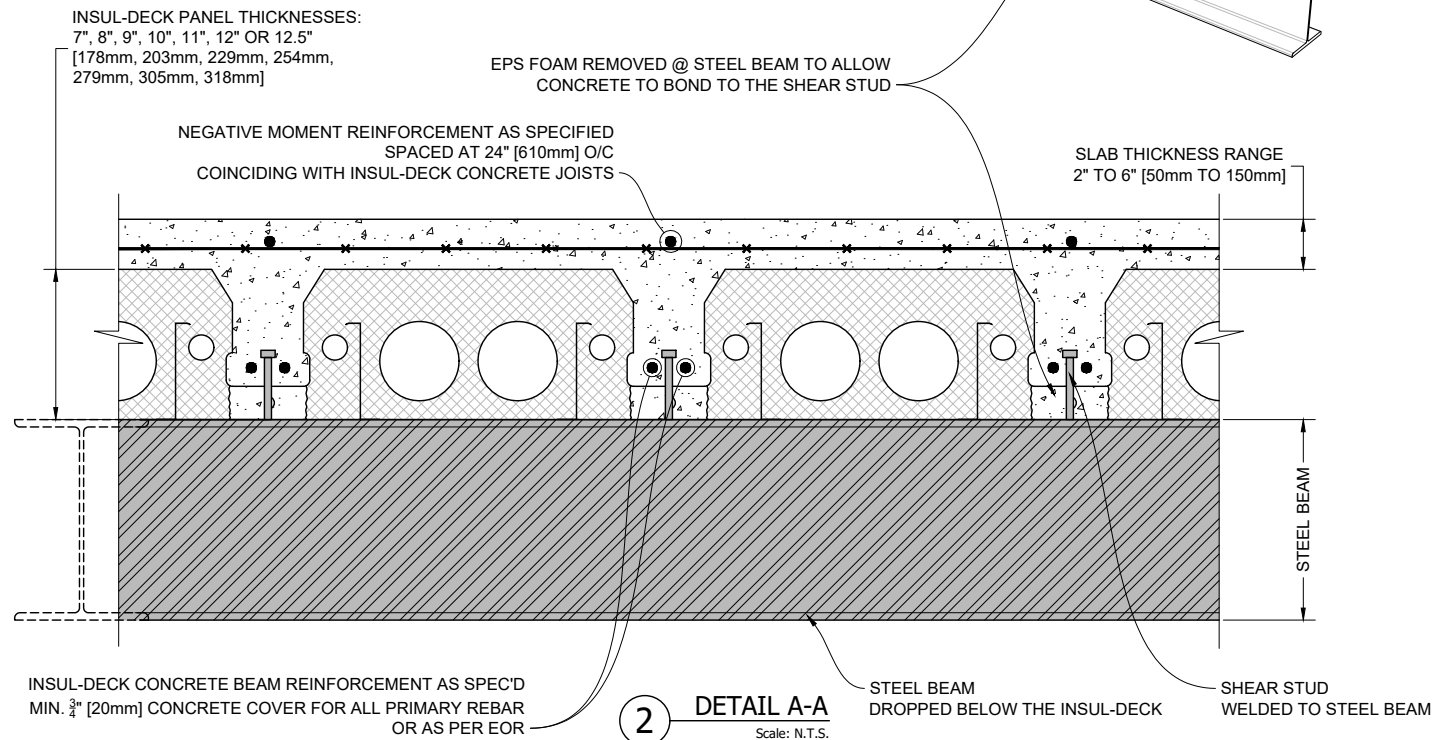
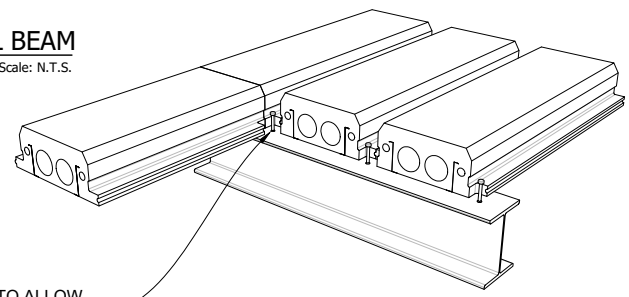
IT IS THE RESPONSIBILITY OF THE USER TO COMPLY WITH ALL APPLICABLE REGULATIONS AND BUILDING CODE REQUIREMENTS CONCERNING THE USE OF THESE PRODUCTS.
IT IS FURTHER THE RESPONSIBILITY OF THE USER TO RESEARCH AND UNDERSTAND SAFE METHODS OF USE AND HANDLING OF THESE PRODUCTS.

INSUL-DECK TO STEEL BEAM DETAIL

DATE DRAWN:	2017-02-15	COMMENTS:	N/A
REVISION NO.:	R2	SHEET SIZE:	8.5" x 11" [216mm x 279mm]
REVISION DATE:	2021-10-01	SCALE:	NOT TO SCALE
DRAWN BY:	TECHNICAL	APPROVED BY:	G. K.
			DRAWING NO.:
			ID-405



1 INSUL-DECK CONTINUOUS OVER STEEL BEAM
Scale: N.T.S.



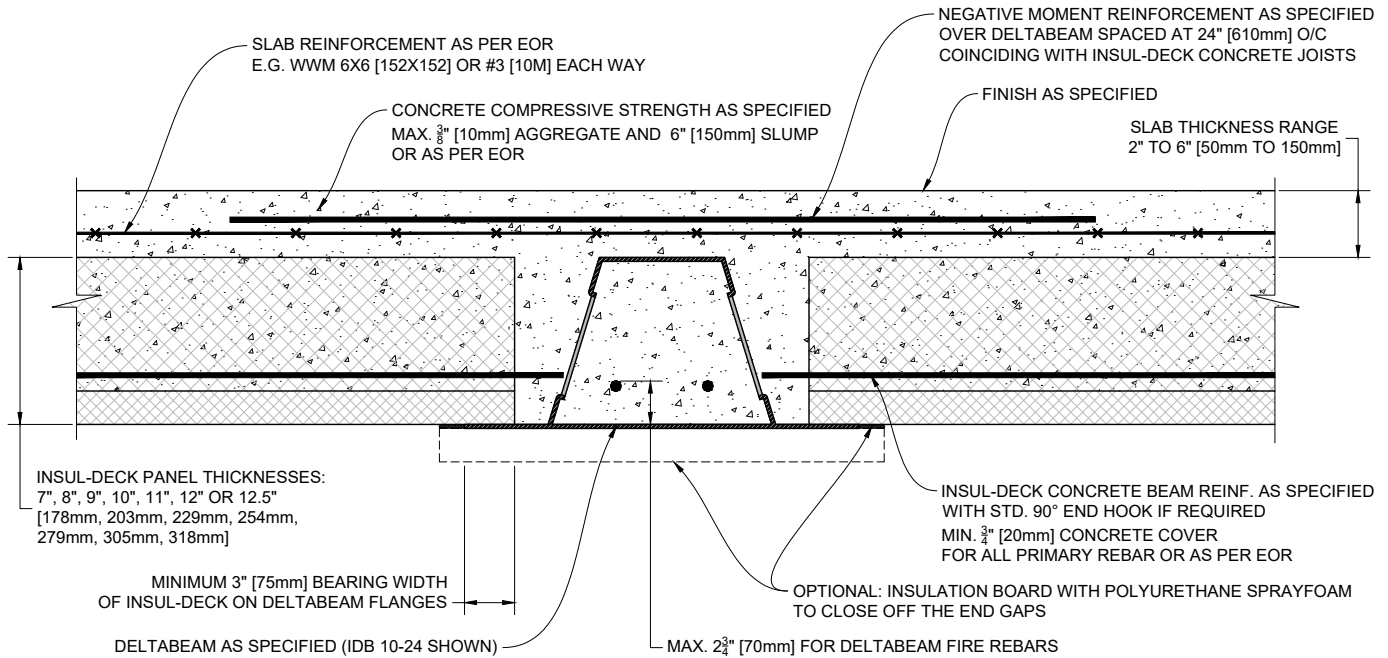
2 DETAIL A-A
Scale: N.T.S.

Plastbau® Technology
INSUL-DECK®
 INSUL-DECK
 65 Grady Knight Industrial Ct.
 Villa Rica, GA 30180-2107
 Phone: 800-475-6720
 Fax: 727-216-7946
 Email: insuldeck@insuldeck.com
 Web: www.insuldeck.com

INSUL-DECK TO STEEL BEAM DETAIL

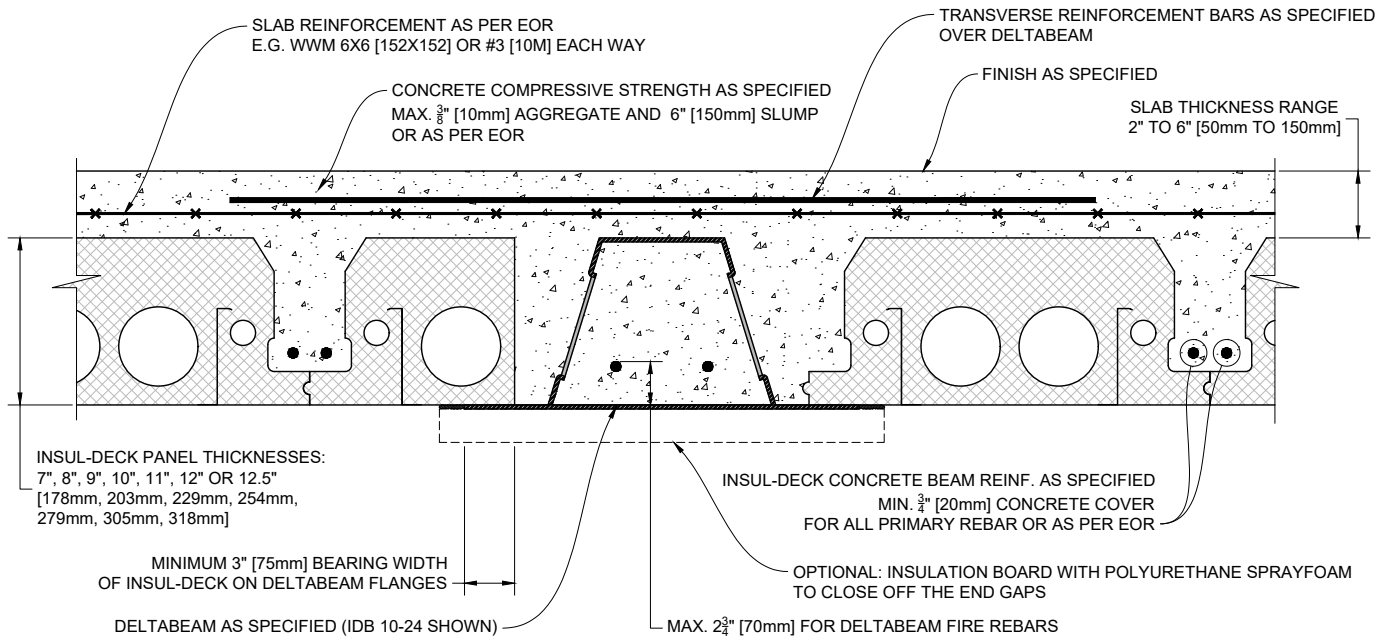
IT IS THE RESPONSIBILITY OF THE USER TO COMPLY WITH ALL APPLICABLE REGULATIONS AND BUILDING CODE REQUIREMENTS CONCERNING THE USE OF THESE PRODUCTS.
 IT IS FURTHER THE RESPONSIBILITY OF THE USER TO RESEARCH AND UNDERSTAND SAFE METHODS OF USE AND HANDLING OF THESE PRODUCTS.

DATE DRAWN:	2017-02-15	COMMENTS:	N/A
REVISION NO.:	R2	SHEET SIZE:	8.5" x 11" [216mm x 279mm]
REVISION DATE:	2021-10-01	SCALE:	NOT TO SCALE
DRAWN BY:	TECHNICAL	APPROVED BY:	G. K.
			DRAWING NO. ID-406



1 INSUL-DECK PERPENDICULAR TO DELTABEAM

Scale: N.T.S.



2 INSUL-DECK PARALLEL TO DELTABEAM

Scale: N.T.S.

Plastbau® Technology
INSUL-DECK®

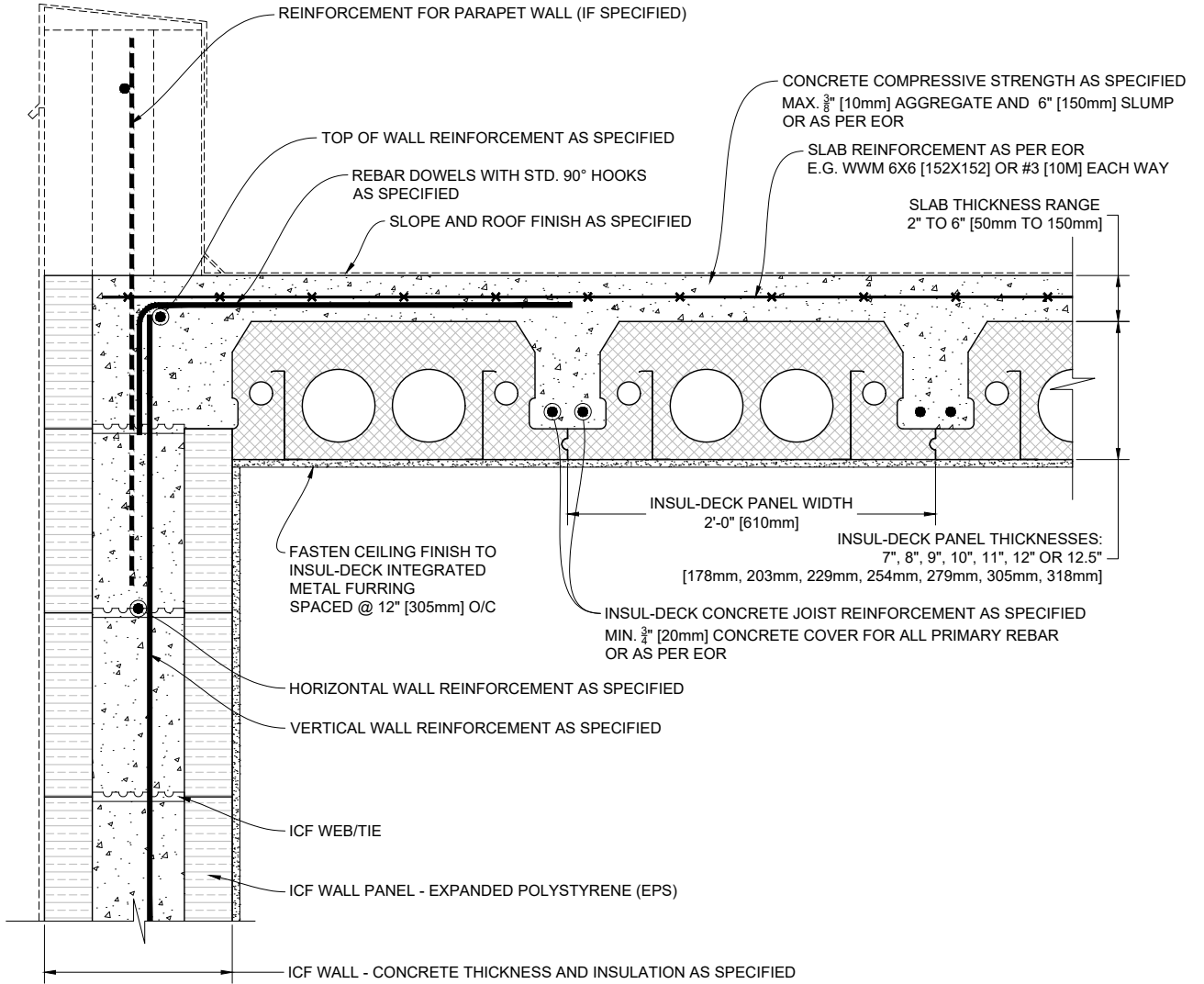
INSUL-DECK
65 Grady Knight Industrial Ct.
Villa Rica, GA 30180-2107

Phone: 800-475-6720
Fax: 727-216-7946
Email: insuldeck@insuldeck.com
Web: www.insuldeck.com

INSUL-DECK TO DELTABEAM DETAIL

IT IS THE RESPONSIBILITY OF THE USER TO COMPLY WITH ALL APPLICABLE REGULATIONS AND BUILDING CODE REQUIREMENTS CONCERNING THE USE OF THESE PRODUCTS.
IT IS FURTHER THE RESPONSIBILITY OF THE USER TO RESEARCH AND UNDERSTAND SAFE METHODS OF USE AND HANDLING OF THESE PRODUCTS.

DATE DRAWN:	2017-02-15	COMMENTS:	N/A
REVISION NO.:	R2	SHEET SIZE:	8.5" x 11" [216mm x 279mm]
REVISION DATE:	2021-10-01	SCALE:	NOT TO SCALE
DRAWN BY:	TECHNICAL	APPROVED BY:	G. K.
			DRAWING NO. ID-407



① INSUL-DECK PANELS PARALLEL TO TOP OF ICF WALL

Scale: N.T.S.

Plastbau® Technology
INSUL-DECK®

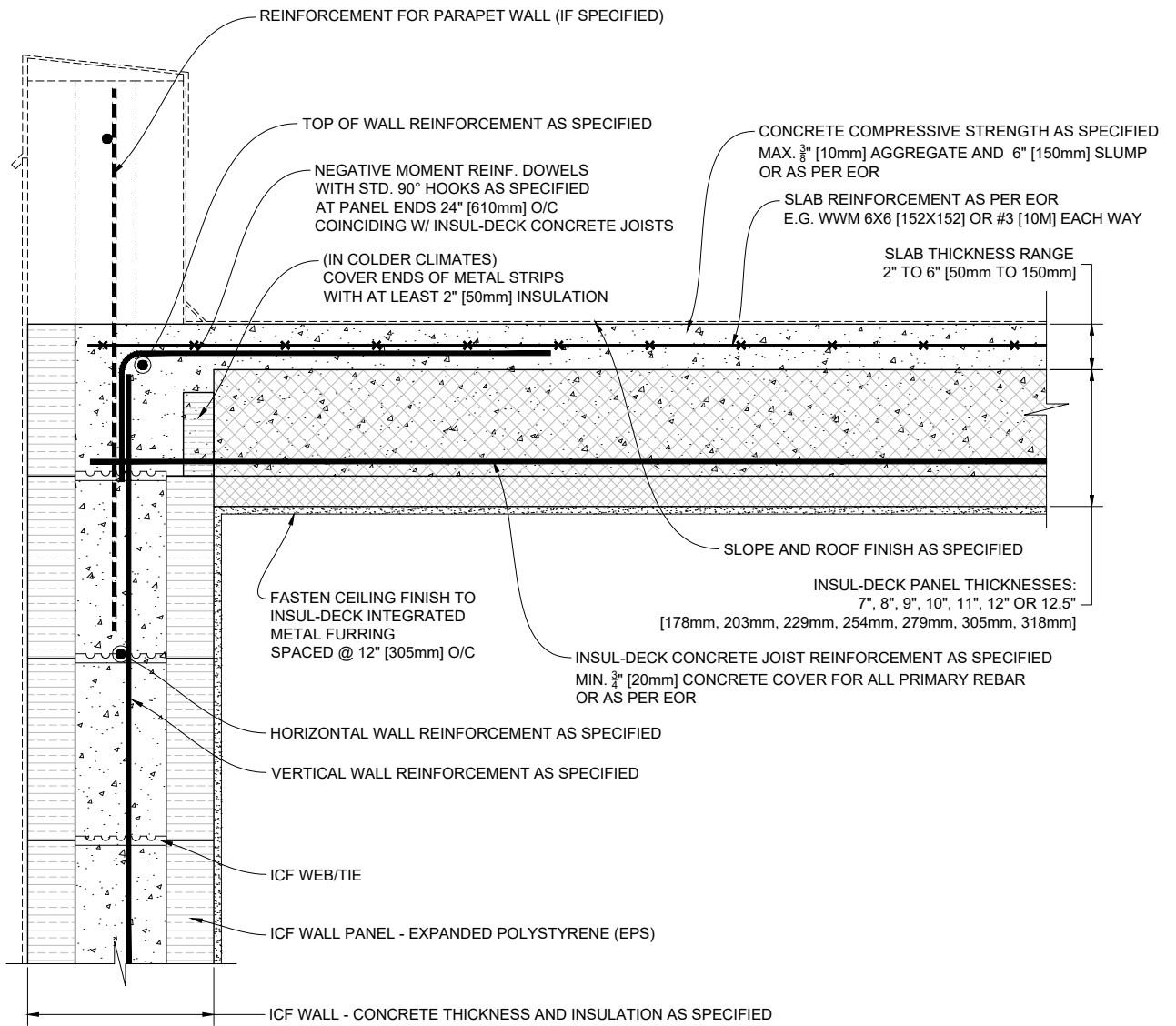
INSUL-DECK
 65 Grady Knight Industrial Ct.
 Villa Rica, GA 30180-2107

Phone: 800-475-6720
 Fax: 727-216-7946
 Email: insuldeck@insuldeck.com
 Web: www.insuldeck.com

INSUL-DECK FLAT ROOF DETAIL

IT IS THE RESPONSIBILITY OF THE USER TO COMPLY WITH ALL APPLICABLE REGULATIONS AND BUILDING CODE REQUIREMENTS CONCERNING THE USE OF THESE PRODUCTS.
 IT IS FURTHER THE RESPONSIBILITY OF THE USER TO RESEARCH AND UNDERSTAND SAFE METHODS OF USE AND HANDLING OF THESE PRODUCTS.

DATE DRAWN:	2017-02-15	COMMENTS:	N/A
REVISION NO.:	R2	SHEET SIZE:	8.5" x 11" [216mm x 279mm]
REVISION DATE:	2021-10-01	SCALE:	NOT TO SCALE
DRAWN BY:	TECHNICAL	APPROVED BY:	G. K.
			DRAWING NO. ID-501



① INSUL-DECK PANELS PERPENDICULAR TO TOP OF ICF WALL

Scale: N.T.S.

Plastbau® Technology
INSUL-DECK®

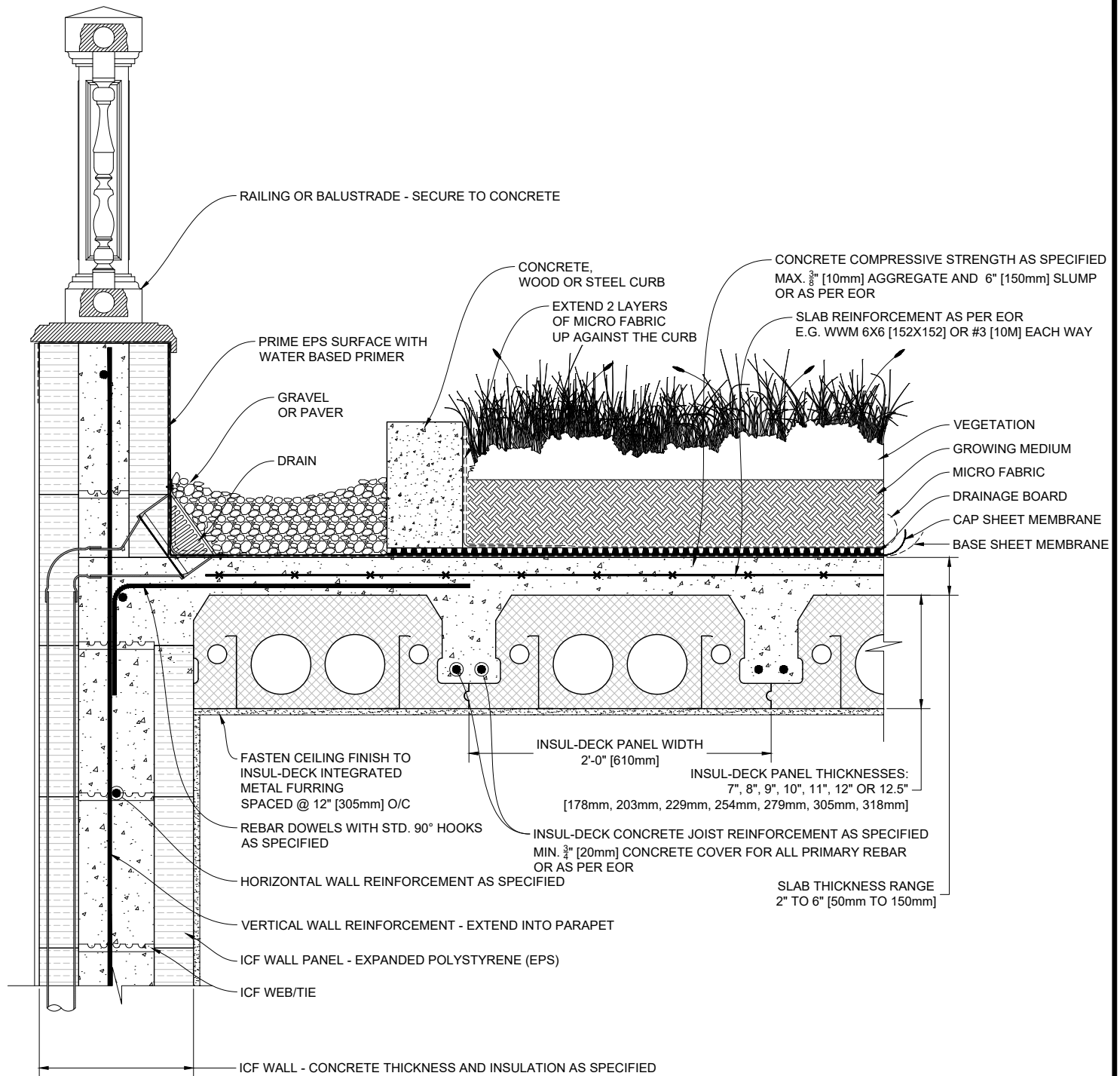
INSUL-DECK
65 Grady Knight Industrial Ct.
Villa Rica, GA 30180-2107

Phone: 800-475-6720
Fax: 727-216-7946
Email: insuldeck@insuldeck.com
Web: www.insuldeck.com

INSUL-DECK FLAT ROOF DETAIL

IT IS THE RESPONSIBILITY OF THE USER TO COMPLY WITH ALL APPLICABLE REGULATIONS AND BUILDING CODE REQUIREMENTS CONCERNING THE USE OF THESE PRODUCTS.
IT IS FURTHER THE RESPONSIBILITY OF THE USER TO RESEARCH AND UNDERSTAND SAFE METHODS OF USE AND HANDLING OF THESE PRODUCTS.

DATE DRAWN:	2017-02-15	COMMENTS:	N/A
REVISION NO.:	R2	SHEET SIZE:	8.5" x 11" [216mm x 279mm]
REVISION DATE:	2021-10-01	SCALE:	NOT TO SCALE
DRAWN BY:	TECHNICAL	APPROVED BY:	G. K.
			DRAWING NO. ID-502



1 INSUL-DECK GREEN ROOF - PANELS PARALLEL TO TOP OF ICF WALL
Scale: N.T.S.

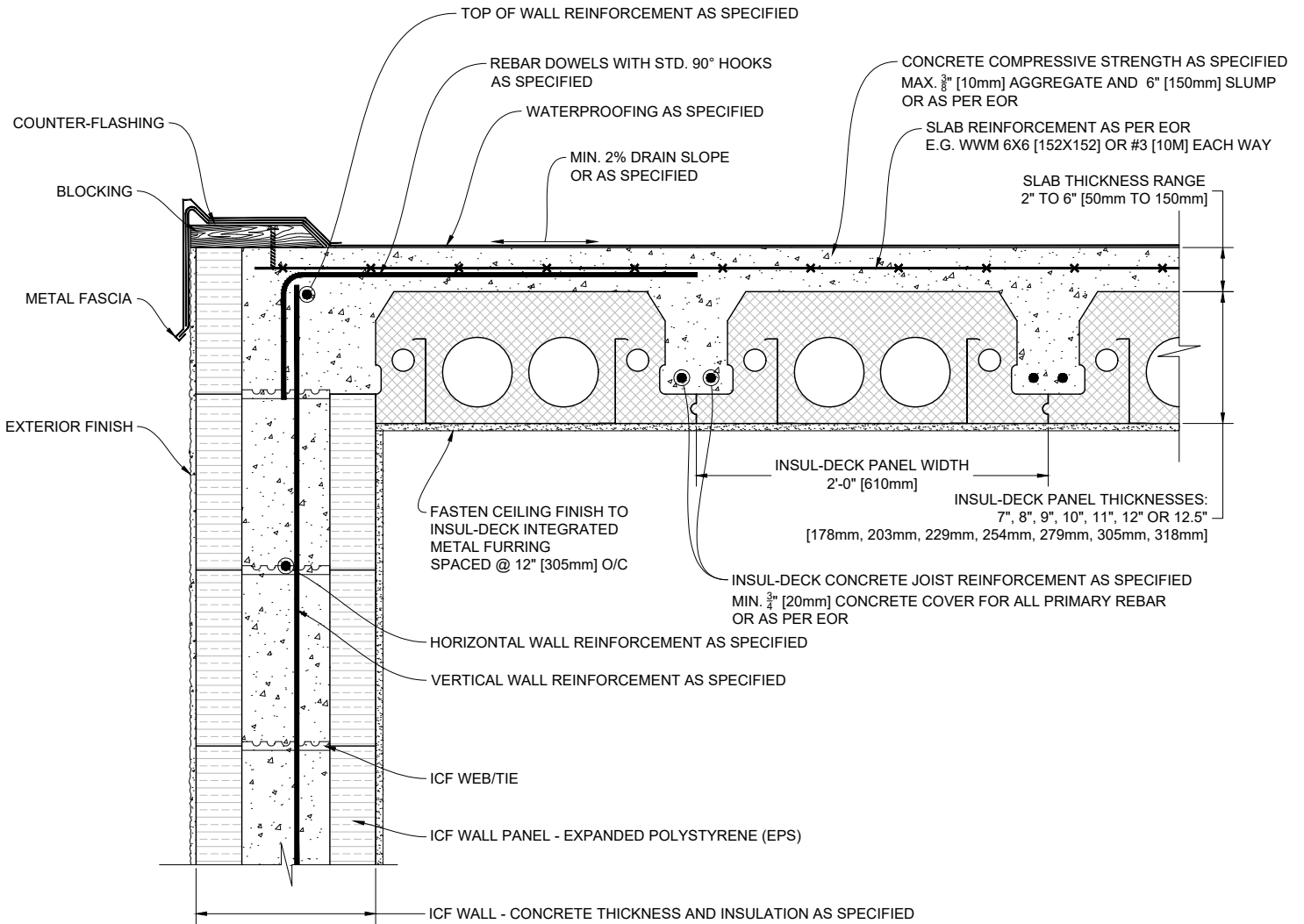
Plastbau® Technology
INSUL-DECK®

INSUL-DECK
65 Grady Knight Industrial Ct.
Villa Rica, GA 30180-2107
Phone: 800-475-6720
Fax: 727-216-7946
Email: insuldeck@insuldeck.com
Web: www.insuldeck.com

IT IS THE RESPONSIBILITY OF THE USER TO COMPLY WITH ALL APPLICABLE REGULATIONS AND BUILDING CODE REQUIREMENTS CONCERNING THE USE OF THESE PRODUCTS.
IT IS FURTHER THE RESPONSIBILITY OF THE USER TO RESEARCH AND UNDERSTAND SAFE METHODS OF USE AND HANDLING OF THESE PRODUCTS.

INSUL-DECK GREEN ROOF DETAIL

DATE DRAWN:	2017-02-15	COMMENTS:	N/A
REVISION NO.:	R2	SHEET SIZE:	8.5" x 11" [216mm x 279mm]
REVISION DATE:	2021-10-01	SCALE:	NOT TO SCALE
DRAWN BY:	TECHNICAL	APPROVED BY:	G. K.
			ID-503



1 INSUL-DECK PANELS PARALLEL TO TOP OF ICF WALL
Scale: N.T.S.

Plastbau® Technology
INSUL-DECK®

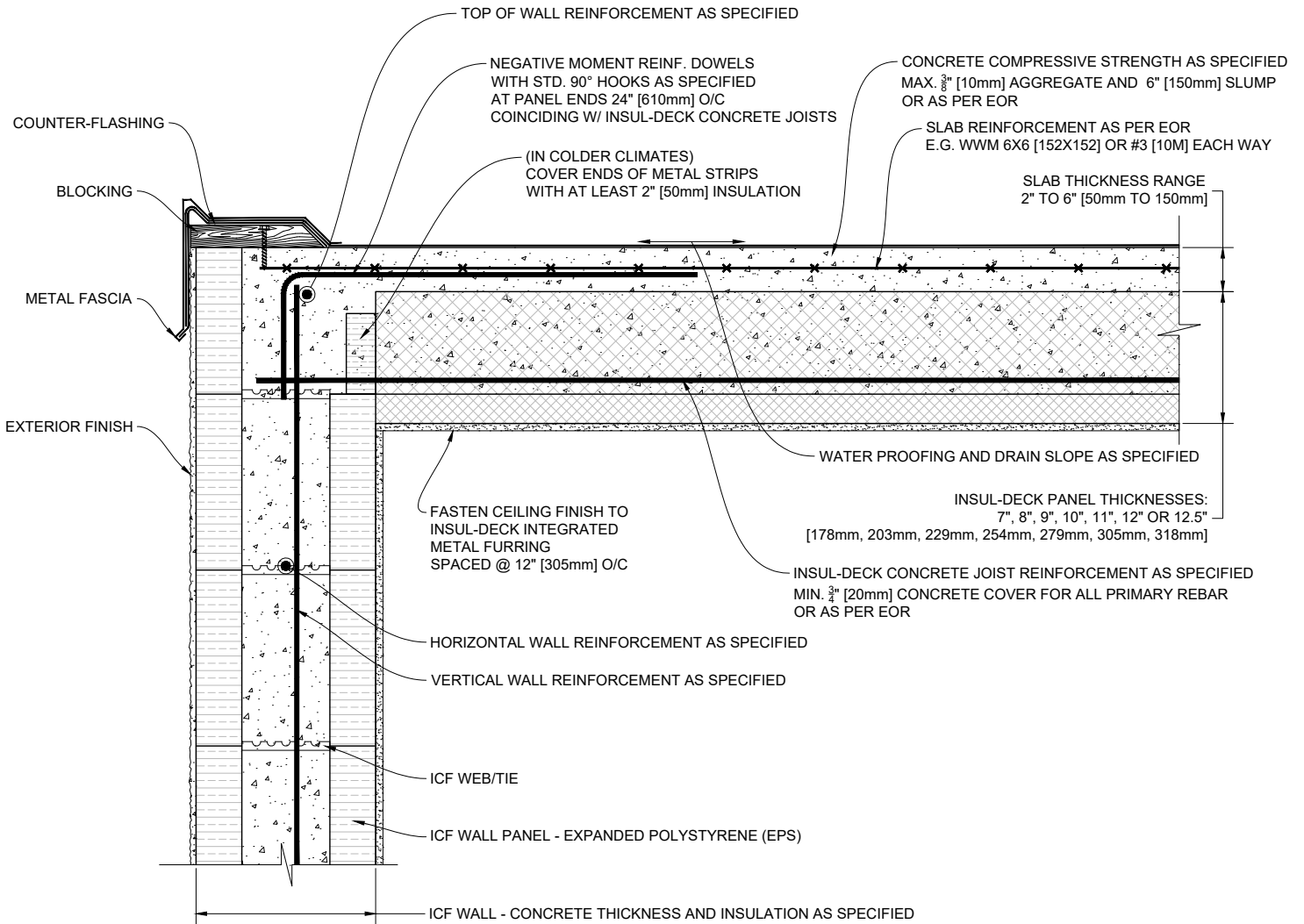
INSUL-DECK
65 Grady Knight Industrial Ct.
Villa Rica, GA 30180-2107

Phone: 800-475-6720
Fax: 727-216-7946
Email: insuldeck@insuldeck.com
Web: www.insuldeck.com

INSUL-DECK FLAT ROOF DETAIL

IT IS THE RESPONSIBILITY OF THE USER TO COMPLY WITH ALL APPLICABLE REGULATIONS AND BUILDING CODE REQUIREMENTS CONCERNING THE USE OF THESE PRODUCTS.
IT IS FURTHER THE RESPONSIBILITY OF THE USER TO RESEARCH AND UNDERSTAND SAFE METHODS OF USE AND HANDLING OF THESE PRODUCTS.

DATE DRAWN:	2017-02-15	COMMENTS:	N/A
REVISION NO.:	R2	SHEET SIZE:	8.5" x 11" [216mm x 279mm]
REVISION DATE:	2021-10-01	SCALE:	NOT TO SCALE
DRAWN BY:	TECHNICAL	APPROVED BY:	G. K.
			DRAWING NO. ID-504



1 INSUL-DECK PANELS PERPENDICULAR TO TOP OF ICF WALL

Scale: N.T.S.

Plastbau® Technology

INSUL-DECK®

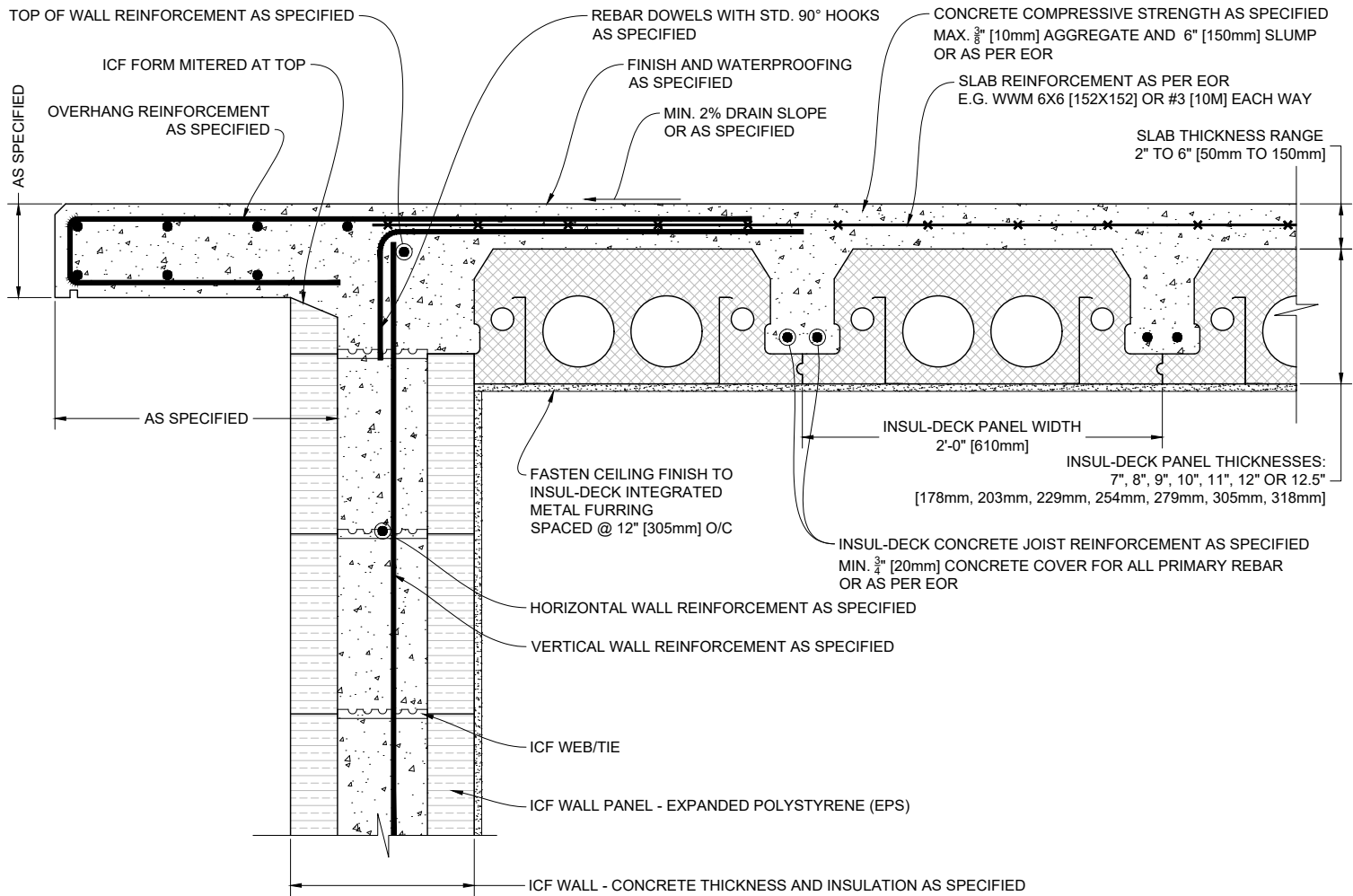
INSUL-DECK
65 Grady Knight Industrial Ct.
Villa Rica, GA 30180-2107

Phone: 800-475-6720
Fax: 727-216-7946
Email: insuldeck@insuldeck.com
Web: www.insuldeck.com

INSUL-DECK FLAT ROOF DETAIL

IT IS THE RESPONSIBILITY OF THE USER TO COMPLY WITH ALL APPLICABLE REGULATIONS AND BUILDING CODE REQUIREMENTS CONCERNING THE USE OF THESE PRODUCTS.
IT IS FURTHER THE RESPONSIBILITY OF THE USER TO RESEARCH AND UNDERSTAND SAFE METHODS OF USE AND HANDLING OF THESE PRODUCTS.

DATE DRAWN:	2017-02-15	COMMENTS:	N/A
REVISION NO.:	R2	SHEET SIZE:	8.5" x 11" [216mm x 279mm]
REVISION DATE:	2021-10-01	SCALE:	NOT TO SCALE
DRAWN BY:	TECHNICAL	APPROVED BY:	G. K.
			DRAWING NO. ID-505



① CONCRETE OVERHANG - INSUL-DECK PANELS PARALLEL TO ICF WALL

Scale: N.T.S.

Plastbau® Technology

INSUL-DECK®

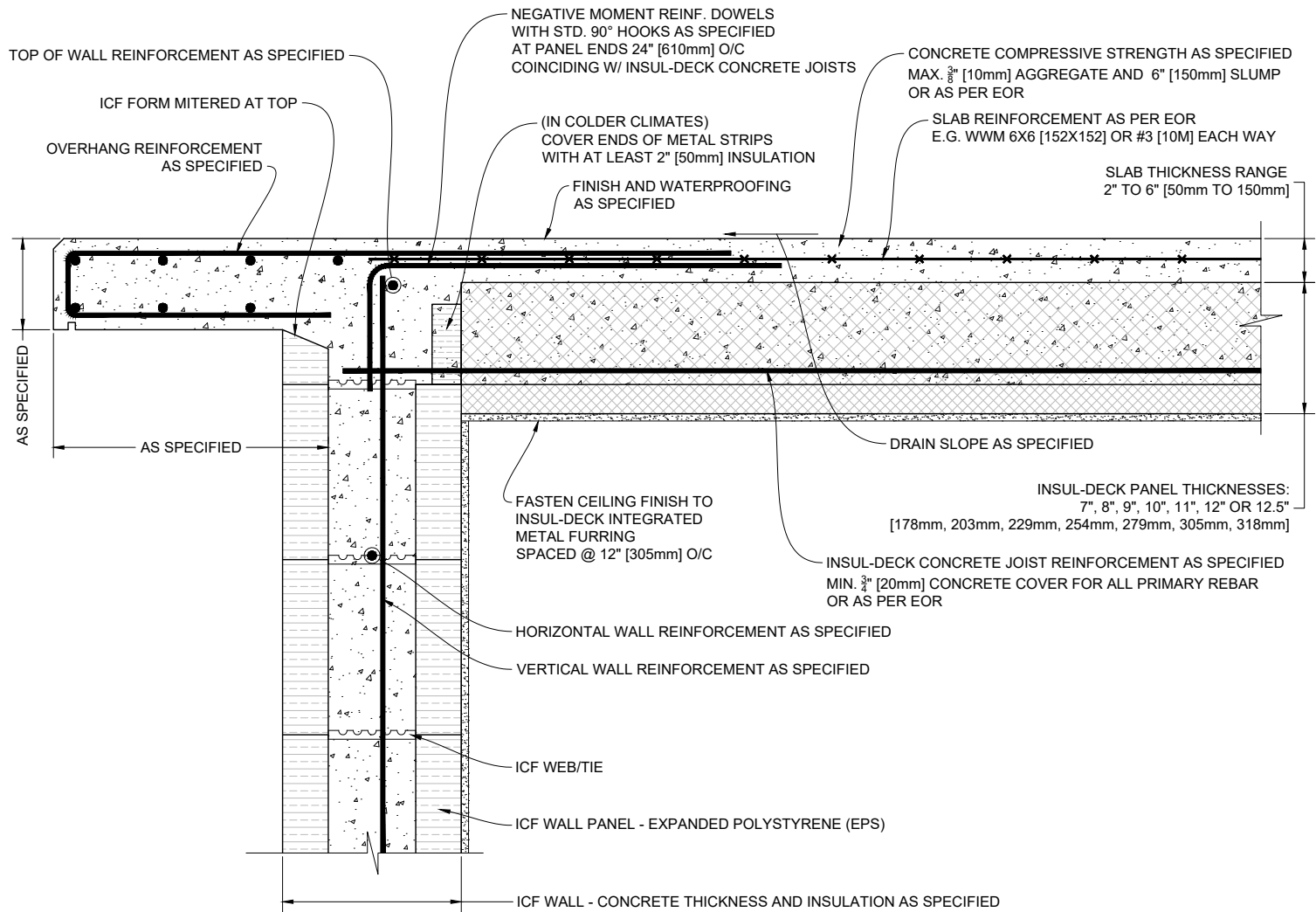
INSUL-DECK
65 Grady Knight Industrial Ct.
Villa Rica, GA 30180-2107

Phone: 800-475-6720
Fax: 727-216-7946
Email: insuldeck@insuldeck.com
Web: www.insuldeck.com

INSUL-DECK FLAT ROOF - CONCRETE OVERHANG

IT IS THE RESPONSIBILITY OF THE USER TO COMPLY WITH ALL APPLICABLE REGULATIONS AND BUILDING CODE REQUIREMENTS CONCERNING THE USE OF THESE PRODUCTS.
IT IS FURTHER THE RESPONSIBILITY OF THE USER TO RESEARCH AND UNDERSTAND SAFE METHODS OF USE AND HANDLING OF THESE PRODUCTS.

DATE DRAWN:	2017-02-15	COMMENTS:	N/A
REVISION NO.:	R2	SHEET SIZE:	8.5" x 11" [216mm x 279mm]
REVISION DATE:	2021-10-01	SCALE:	NOT TO SCALE
DRAWN BY:	TECHNICAL	APPROVED BY:	G. K.
			DRAWING NO. ID-506



1 CONCRETE OVERHANG - INSUL-DECK PANELS PERPENDICULAR TO ICF WALL

Scale: N.T.S.

Plastbau® Technology
INSUL-DECK®

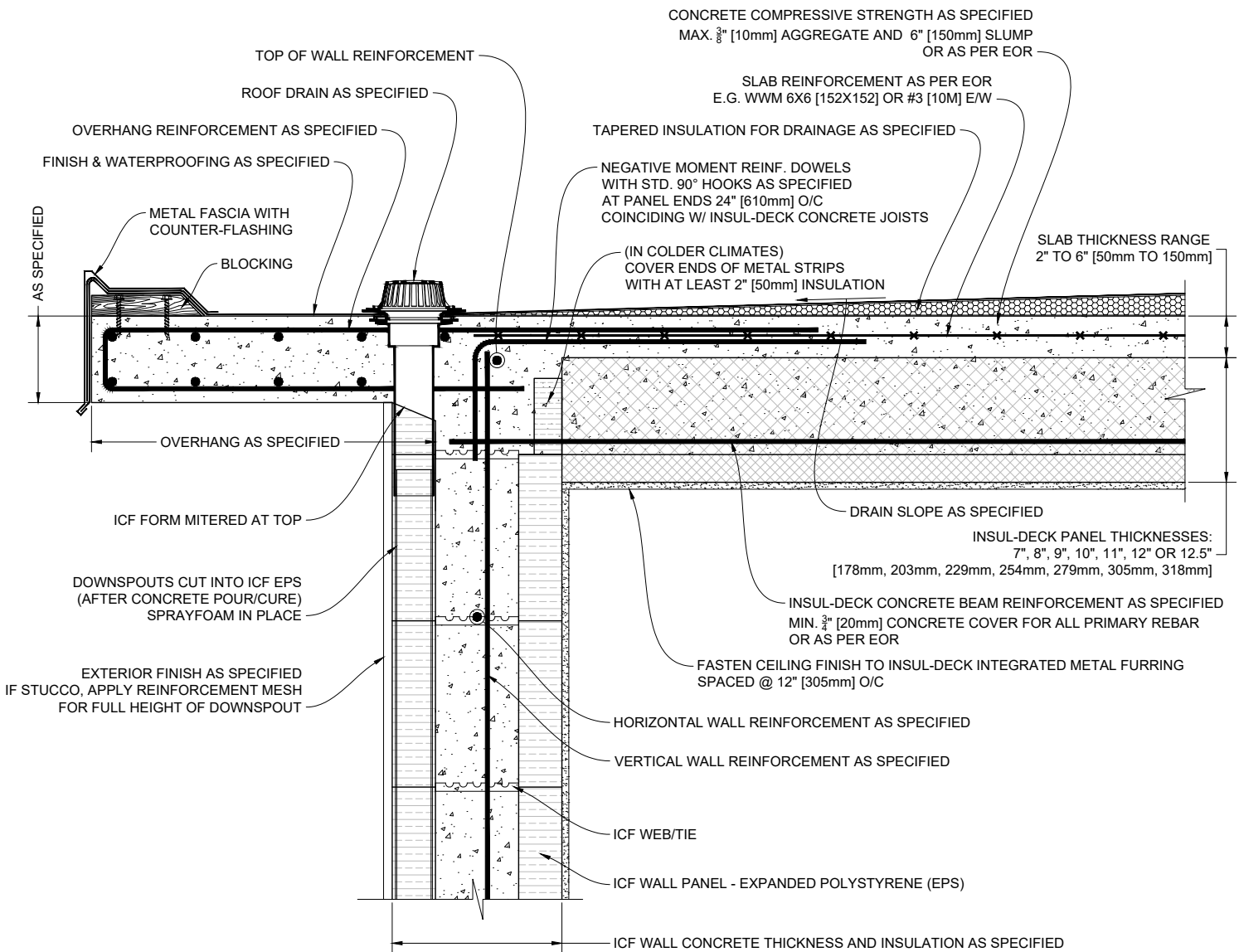
INSUL-DECK
 65 Grady Knight Industrial Ct.
 Villa Rica, GA 30180-2107

Phone: 800-475-6720
 Fax: 727-216-7946
 Email: insuldeck@insuldeck.com
 Web: www.insuldeck.com

INSUL-DECK FLAT ROOF - CONCRETE OVERHANG

DATE DRAWN:	2017-02-15	COMMENTS:	N/A
REVISION NO.:	R2	SHEET SIZE:	8.5" x 11" [216mm x 279mm]
REVISION DATE:	2021-10-01	SCALE:	NOT TO SCALE
DRAWN BY:	TECHNICAL	APPROVED BY:	G. K.
			ID-507

IT IS THE RESPONSIBILITY OF THE USER TO COMPLY WITH ALL APPLICABLE REGULATIONS AND BUILDING CODE REQUIREMENTS CONCERNING THE USE OF THESE PRODUCTS.
 IT IS FURTHER THE RESPONSIBILITY OF THE USER TO RESEARCH AND UNDERSTAND SAFE METHODS OF USE AND HANDLING OF THESE PRODUCTS.



① CONCRETE OVERHANG - INSUL-DECK PANELS PERPENDICULAR TO ICF WALL
Scale: N.T.S.

Plastbau® Technology
INSUL-DECK®

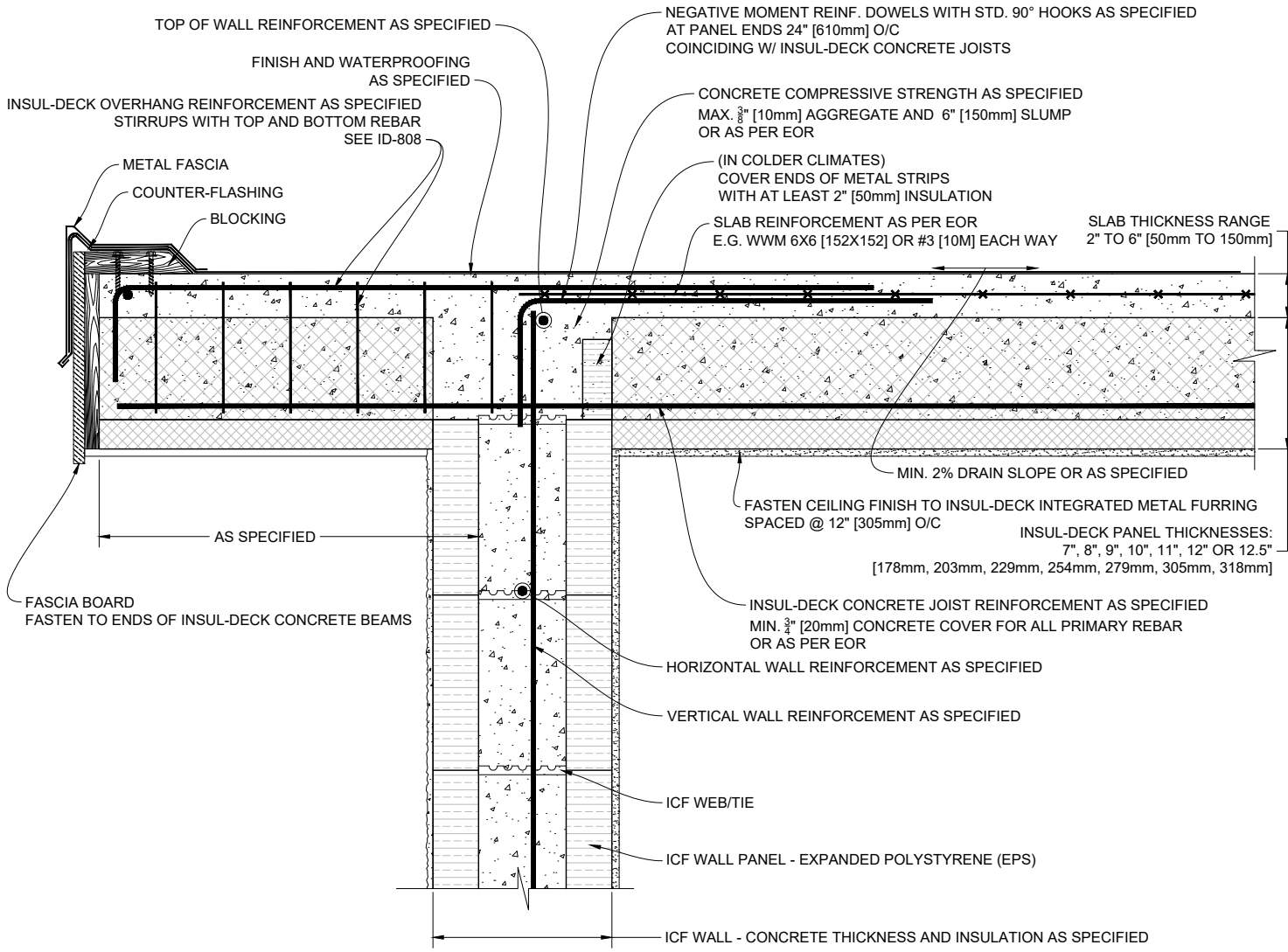
INSUL-DECK
65 Grady Knight Industrial Ct.
Villa Rica, GA 30180-2107

Phone: 800-475-6720
Fax: 727-216-7946
Email: insuldeck@insuldeck.com
Web: www.insuldeck.com

INSUL-DECK FLAT ROOF WITH CONCRETE OVERHANG

IT IS THE RESPONSIBILITY OF THE USER TO COMPLY WITH ALL APPLICABLE REGULATIONS AND BUILDING CODE REQUIREMENTS CONCERNING THE USE OF THESE PRODUCTS.
IT IS FURTHER THE RESPONSIBILITY OF THE USER TO RESEARCH AND UNDERSTAND SAFE METHODS OF USE AND HANDLING OF THESE PRODUCTS.

DATE DRAWN:	2017-02-15	COMMENTS:	N/A
REVISION NO.:	R2	SHEET SIZE:	8.5" x 11" [216mm x 279mm]
REVISION DATE:	2021-10-01	SCALE:	NOT TO SCALE
DRAWN BY:	TECHNICAL	APPROVED BY:	G. K.
			DRAWING NO. ID-508



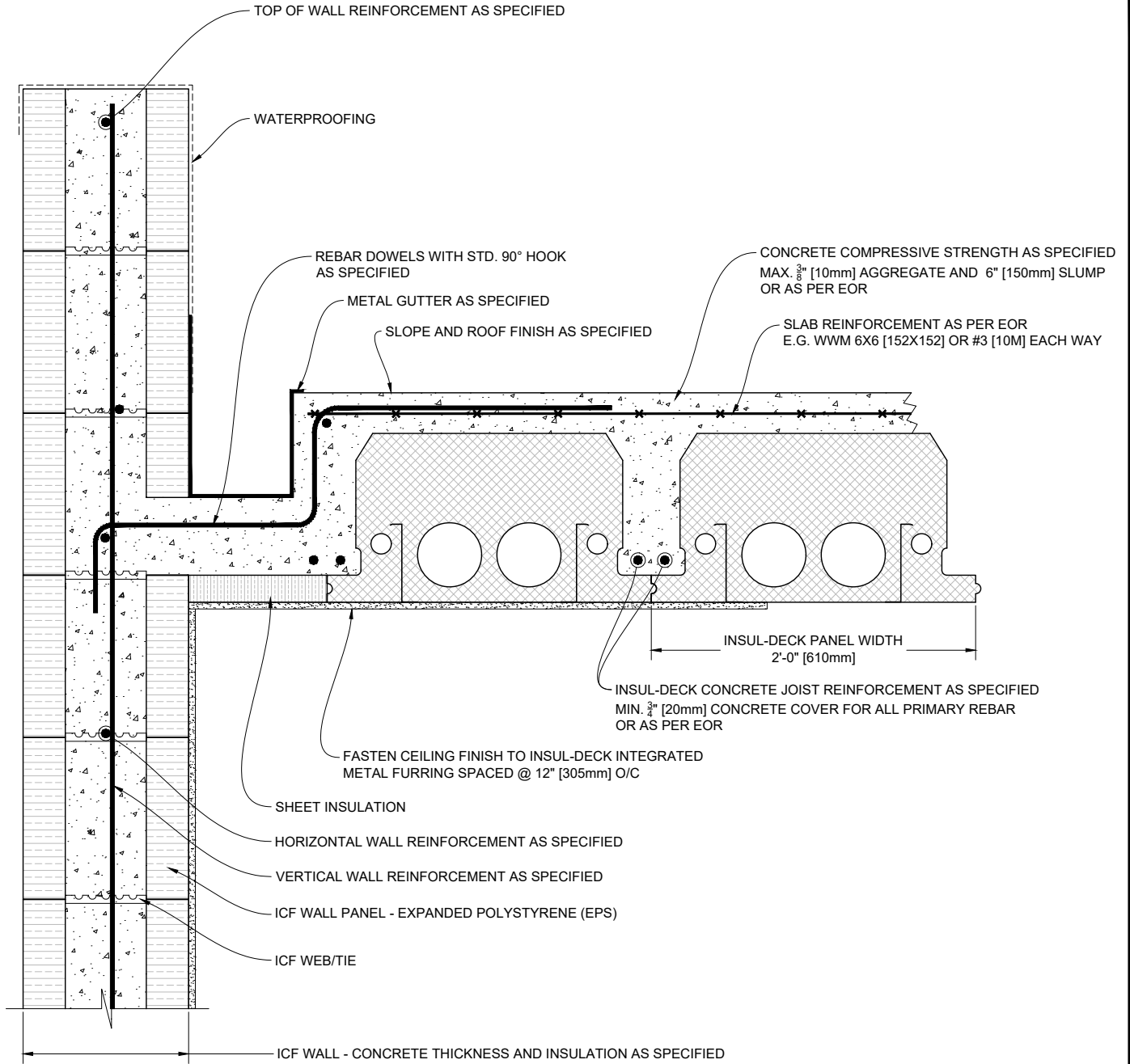
1 FLAT INSUL-DECK OVERHANG - PANELS PERPENDICULAR TO ICF WALL
 Scale: N.T.S.

Plastbau® Technology
INSUL-DECK®
 INSUL-DECK
 65 Grady Knight Industrial Ct.
 Villa Rica, GA 30180-2107
 Phone: 800-475-6720
 Fax: 727-216-7946
 Email: insuldeck@insuldeck.com
 Web: www.insuldeck.com

INSUL-DECK FLAT ROOF WITH INSUL-DECK OVERHANG

IT IS THE RESPONSIBILITY OF THE USER TO COMPLY WITH ALL APPLICABLE REGULATIONS AND BUILDING CODE REQUIREMENTS CONCERNING THE USE OF THESE PRODUCTS.
 IT IS FURTHER THE RESPONSIBILITY OF THE USER TO RESEARCH AND UNDERSTAND SAFE METHODS OF USE AND HANDLING OF THESE PRODUCTS.

DATE DRAWN:	2017-02-15	COMMENTS:	N/A
REVISION NO.:	R2	SHEET SIZE:	8.5" x 11" [216mm x 279mm]
REVISION DATE:	2021-10-01	SCALE:	NOT TO SCALE
DRAWN BY:	TECHNICAL	APPROVED BY:	G. K.
			ID-509



1 INSUL-DECK PANELS PARALLEL TO TOP OF ICF WALL
Scale: N.T.S.

Plastbau® Technology
INSUL-DECK®

INSUL-DECK
65 Grady Knight Industrial Ct.
Villa Rica, GA 30180-2107

Phone: 800-475-6720
Fax: 727-216-7946
Email: insuldeck@insuldeck.com
Web: www.insuldeck.com

INSUL-DECK FLAT ROOF WITH DRAIN AND PARAPET

DATE DRAWN:	2017-02-15	COMMENTS:	N/A
REVISION NO.:	R2	SHEET SIZE:	8.5" x 11" [216mm x 279mm]
REVISION DATE:	2021-10-01	SCALE:	NOT TO SCALE
DRAWN BY:	TECHNICAL	APPROVED BY:	G. K.
			ID-510

IT IS THE RESPONSIBILITY OF THE USER TO COMPLY WITH ALL APPLICABLE REGULATIONS AND BUILDING CODE REQUIREMENTS CONCERNING THE USE OF THESE PRODUCTS.
IT IS FURTHER THE RESPONSIBILITY OF THE USER TO RESEARCH AND UNDERSTAND SAFE METHODS OF USE AND HANDLING OF THESE PRODUCTS.

CONCRETE COMPRESSIVE STRENGTH AS SPECIFIED
 MAX. $\frac{3}{8}$ " [10mm] AGGREGATE AND 3" [75mm] SLUMP
 OR AS PER EOR

SLAB REINFORCEMENT AS PER EOR
 E.G. WWM 6X6 [152X152] OR #3 [10M] EACH WAY

SLAB THICKNESS RANGE
 2" TO 6" [50mm TO 150mm]

NEGATIVE MOMENT REINF. DOWELS
 WITH STD. HOOKS AS SPECIFIED
 AT PANEL ENDS 24" [610mm] O/C
 COINCIDING W/ INSUL-DECK CONCRETE JOISTS

ROOFING/FINISH AS SPECIFIED

INSUL-DECK PANEL THICKNESSES:
 7", 8", 9", 10", 11", 12" OR 12.5"
 [178mm, 203mm, 229mm, 254mm, 279mm, 305mm, 318mm]

METAL FLASHING WITH DRIP LEDGE

EXTERIOR WALL FINISH AS SPECIFIED

INSUL-DECK CONCRETE JOIST REINFORCEMENT AS SPECIFIED
 MIN. $\frac{3}{4}$ " [20mm] CONCRETE COVER FOR ALL PRIMARY REBAR
 OR AS PER EOR

FASTEN CEILING FINISH TO INSUL-DECK INTEGRATED
 METAL FURRING SPACED @ 12" [305mm] O/C

FIELD CUT ENDS OF INSUL-DECK PANELS
 WASTE

CUT OUT ICF WALL FORMS AT EVERY CONCRETE JOIST
 (IN COLDER CLIMATES) COVER ENDS OF METAL STRIPS
 WITH AT LEAST 2" [50mm] INSULATION

HORIZONTAL WALL REINFORCEMENT AS SPECIFIED

VERTICAL WALL REINFORCEMENT AS SPECIFIED

ICF WALL PANEL - EXPANDED POLYSTYRENE (EPS)

ICF WEB/TIE

ICF WALL - CONCRETE THICKNESS AND INSULATION AS SPECIFIED

1 INSUL-DECK PITCHED WALL TO ROOF DETAIL WITH BUILT IN GUTTER
 Scale: N.T.S.

Plastbau® Technology
INSUL-DECK®

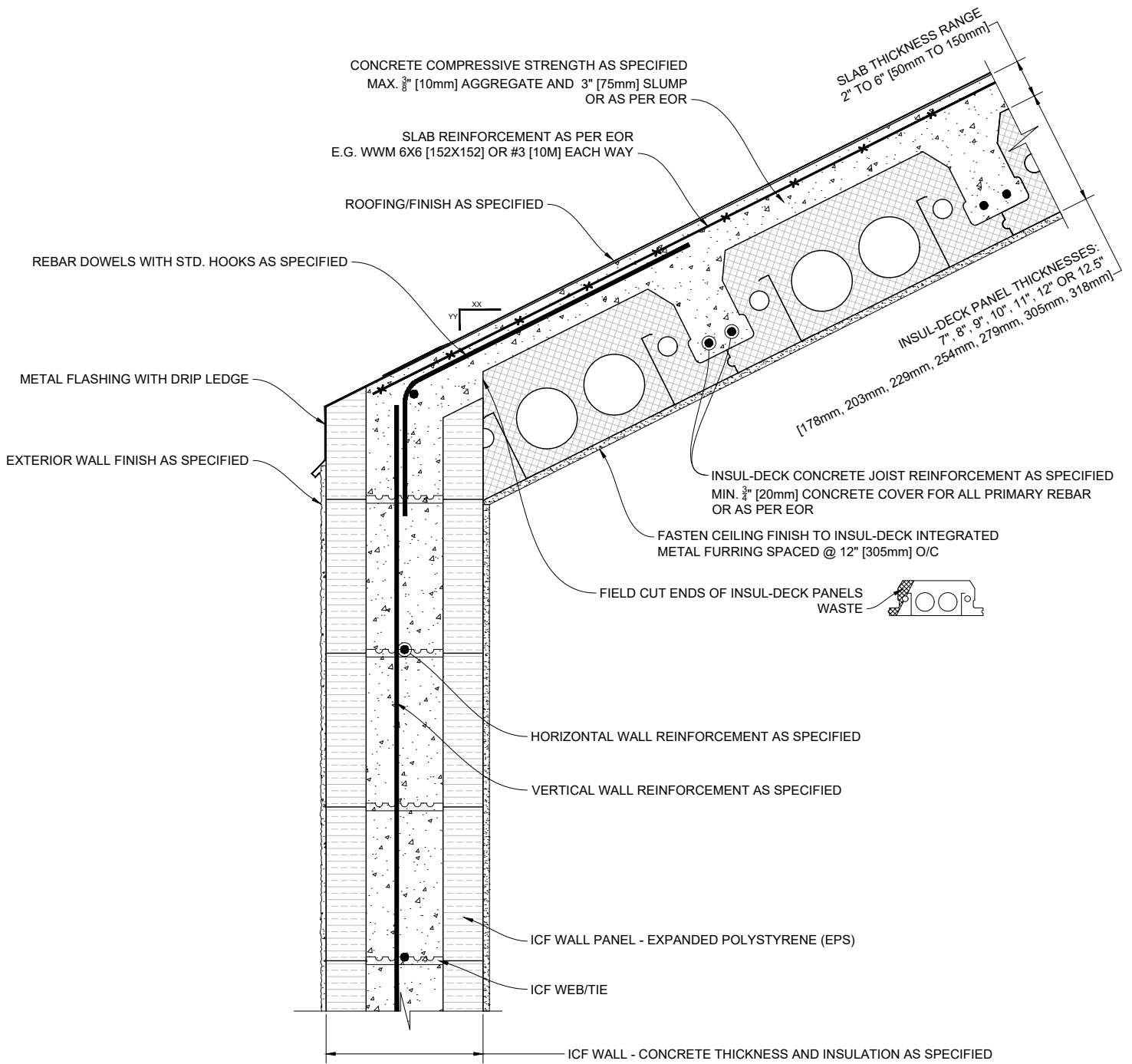
INSUL-DECK
 65 Grady Knight Industrial Ct.
 Villa Rica, GA 30180-2107

Phone: 800-475-6720
 Fax: 727-216-7946
 Email: insuldeck@insuldeck.com
 Web: www.insuldeck.com

INSUL-DECK PITCHED ROOF TO WALL DETAIL

DATE DRAWN:	2017-02-15	COMMENTS:	N/A
REVISION NO.:	R2	SHEET SIZE:	8.5" x 11" [216mm x 279mm]
REVISION DATE:	2021-10-01	SCALE:	NOT TO SCALE
DRAWN BY:	TECHNICAL	APPROVED BY:	G. K.
			DRAWING NO. ID-511

IT IS THE RESPONSIBILITY OF THE USER TO COMPLY WITH ALL APPLICABLE REGULATIONS AND BUILDING CODE REQUIREMENTS CONCERNING THE USE OF THESE PRODUCTS.
 IT IS FURTHER THE RESPONSIBILITY OF THE USER TO RESEARCH AND UNDERSTAND SAFE METHODS OF USE AND HANDLING OF THESE PRODUCTS.



1 INSUL-DECK PITCHED WALL TO ROOF DETAIL WITH BUILT IN GUTTER
Scale: N.T.S.

Plastbau® Technology
INSUL-DECK®

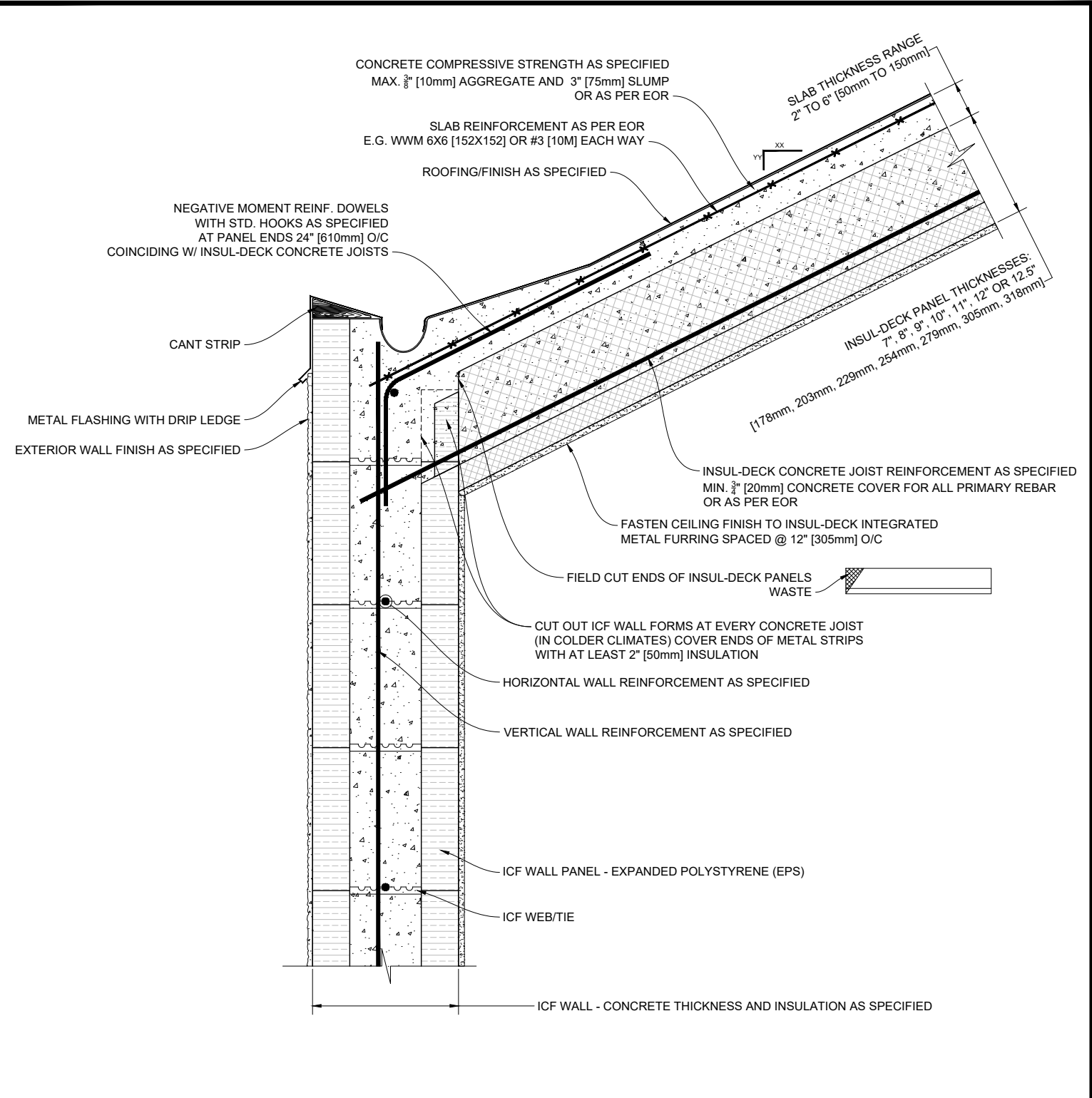
INSUL-DECK
65 Grady Knight Industrial Ct.
Villa Rica, GA 30180-2107

Phone: 800-475-6720
Fax: 727-216-7946
Email: insuldeck@insuldeck.com
Web: www.insuldeck.com

IT IS THE RESPONSIBILITY OF THE USER TO COMPLY WITH ALL APPLICABLE REGULATIONS AND BUILDING CODE REQUIREMENTS CONCERNING THE USE OF THESE PRODUCTS.
IT IS FURTHER THE RESPONSIBILITY OF THE USER TO RESEARCH AND UNDERSTAND SAFE METHODS OF USE AND HANDLING OF THESE PRODUCTS.

INSUL-DECK PITCHED ROOF TO WALL DETAIL

DATE DRAWN:	2017-02-15	COMMENTS:	N/A
REVISION NO.:	R2	SHEET SIZE:	8.5" x 11" [216mm x 279mm]
REVISION DATE:	2021-10-01	SCALE:	NOT TO SCALE
DRAWN BY:	TECHNICAL	APPROVED BY:	G. K.
			DRAWING NO. ID-512



1 INSUL-DECK PITCHED WALL TO ROOF DETAIL WITH BUILT IN GUTTER

Scale: N.T.S.

Plastbau® Technology INSUL-DECK®		INSUL-DECK PITCHED ROOF TO WALL DETAIL	
INSUL-DECK 65 Grady Knight Industrial Ct. Villa Rica, GA 30180-2107		DATE DRAWN: 2017-02-15 REVISION NO.: R2 REVISION DATE: 2021-10-01 DRAWN BY: TECHNICAL	COMMENTS: N/A SHEET SIZE: 8.5" x 11" [216mm x 279mm] SCALE: NOT TO SCALE APPROVED BY: G. K.
Phone: 800-475-6720 Fax: 727-216-7946 Email: insuldeck@insuldeck.com Web: www.insuldeck.com		DRAWING NO.: ID-513	
IT IS THE RESPONSIBILITY OF THE USER TO COMPLY WITH ALL APPLICABLE REGULATIONS AND BUILDING CODE REQUIREMENTS CONCERNING THE USE OF THESE PRODUCTS. IT IS FURTHER THE RESPONSIBILITY OF THE USER TO RESEARCH AND UNDERSTAND SAFE METHODS OF USE AND HANDLING OF THESE PRODUCTS.			

CONCRETE COMPRESSIVE STRENGTH AS SPECIFIED
 MAX. $\frac{3}{8}$ " [10mm] AGGREGATE AND 3" [75mm] SLUMP
 OR AS PER EOR

SLAB REINFORCEMENT AS PER EOR
 E.G. WWM 6X6 [152X152] OR #3 [10M] EACH WAY

SLAB THICKNESS RANGE
 2" TO 6" [50mm TO 150mm]

CANT STRIP

METAL FLASHING WITH DRIP LEDGE

ROOFING/FINISH AS SPECIFIED

REBAR DOWELS
 WITH STD. HOOKS AS SPECIFIED

EXTERIOR WALL FINISH AS SPECIFIED

INSUL-DECK PANEL THICKNESSES:
 7", 8", 9", 10", 11", 12" OR 12.5"
 [178mm, 203mm, 229mm, 254mm, 279mm, 305mm, 318mm]

INSUL-DECK CONCRETE JOIST REINFORCEMENT AS SPECIFIED
 MIN. $\frac{3}{4}$ " [20mm] CONCRETE COVER FOR ALL PRIMARY REBAR
 OR AS PER EOR

FASTEN CEILING FINISH TO INSUL-DECK INTEGRATED
 METAL FURRING SPACED @ 12" [305mm] O/C

FIELD CUT ENDS OF INSUL-DECK PANELS
 WASTE



HORIZONTAL WALL REINFORCEMENT AS SPECIFIED

VERTICAL WALL REINFORCEMENT AS SPECIFIED

ICF WALL PANEL - EXPANDED POLYSTYRENE (EPS)

ICF WEB/TIE

ICF WALL - CONCRETE THICKNESS AND INSULATION AS SPECIFIED

1 INSUL-DECK PITCHED WALL TO ROOF DETAIL WITH BUILT IN GUTTER

Scale: N.T.S.

Plastbau® Technology

INSUL-DECK®

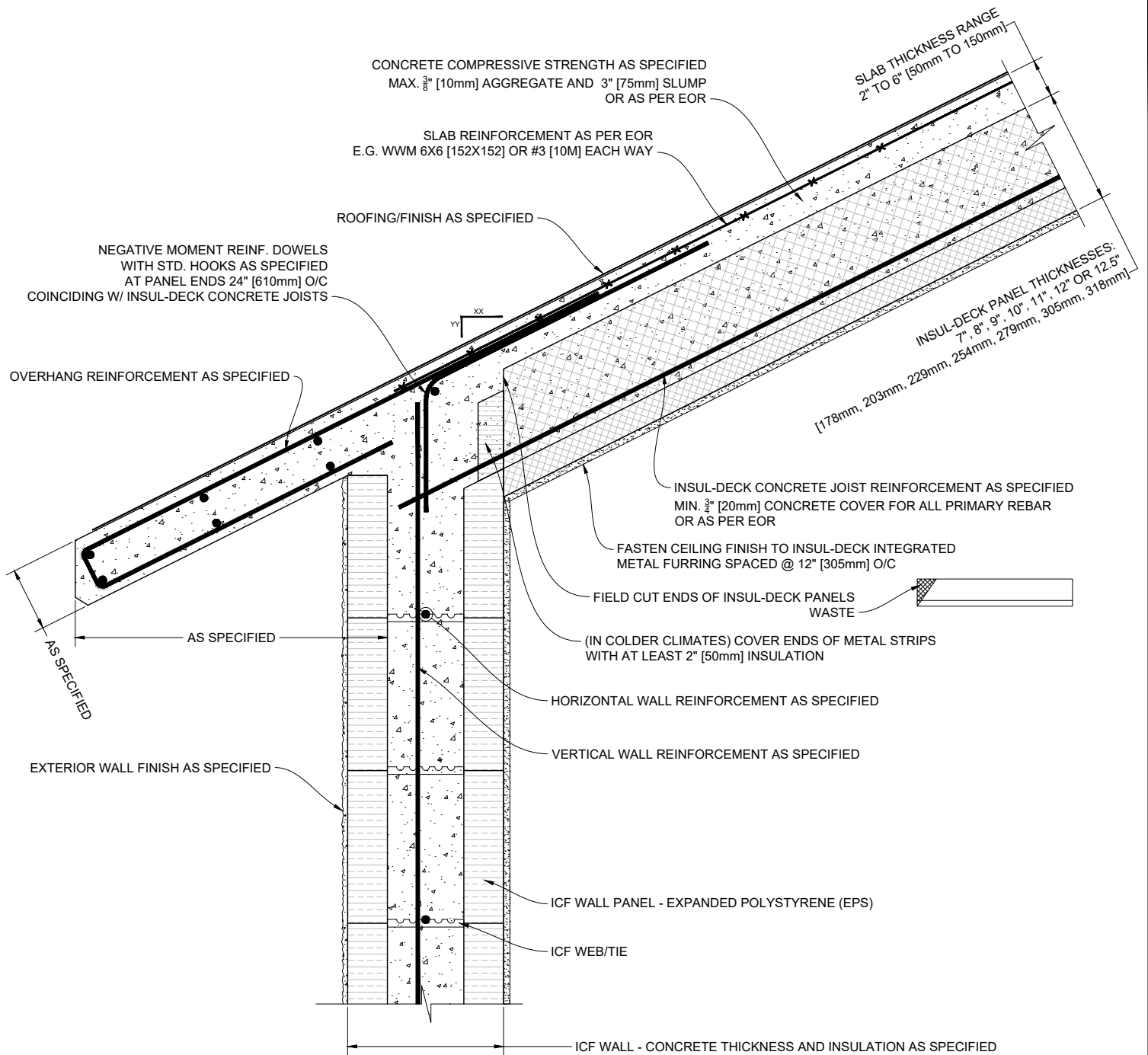
INSUL-DECK
 65 Grady Knight Industrial Ct.
 Villa Rica, GA 30180-2107

Phone: 800-475-6720
 Fax: 727-216-7946
 Email: insuldeck@insuldeck.com
 Web: www.insuldeck.com

INSUL-DECK PITCHED ROOF TO WALL DETAIL

DATE DRAWN:	2017-02-15	COMMENTS:	N/A
REVISION NO.:	R2	SHEET SIZE:	8.5" x 11" [216mm x 279mm]
REVISION DATE:	2021-10-01	SCALE:	NOT TO SCALE
DRAWN BY:	TECHNICAL	APPROVED BY:	G. K.
			DRAWING NO. ID-514

IT IS THE RESPONSIBILITY OF THE USER TO COMPLY WITH ALL APPLICABLE REGULATIONS AND BUILDING CODE REQUIREMENTS CONCERNING THE USE OF THESE PRODUCTS.
 IT IS FURTHER THE RESPONSIBILITY OF THE USER TO RESEARCH AND UNDERSTAND SAFE METHODS OF USE AND HANDLING OF THESE PRODUCTS.



1 INSUL-DECK PITCHED WALL TO ROOF DETAIL WITH CONCRETE OVERHANG

Scale: N.T.S.

Plastbau® Technology
INSUL-DECK®

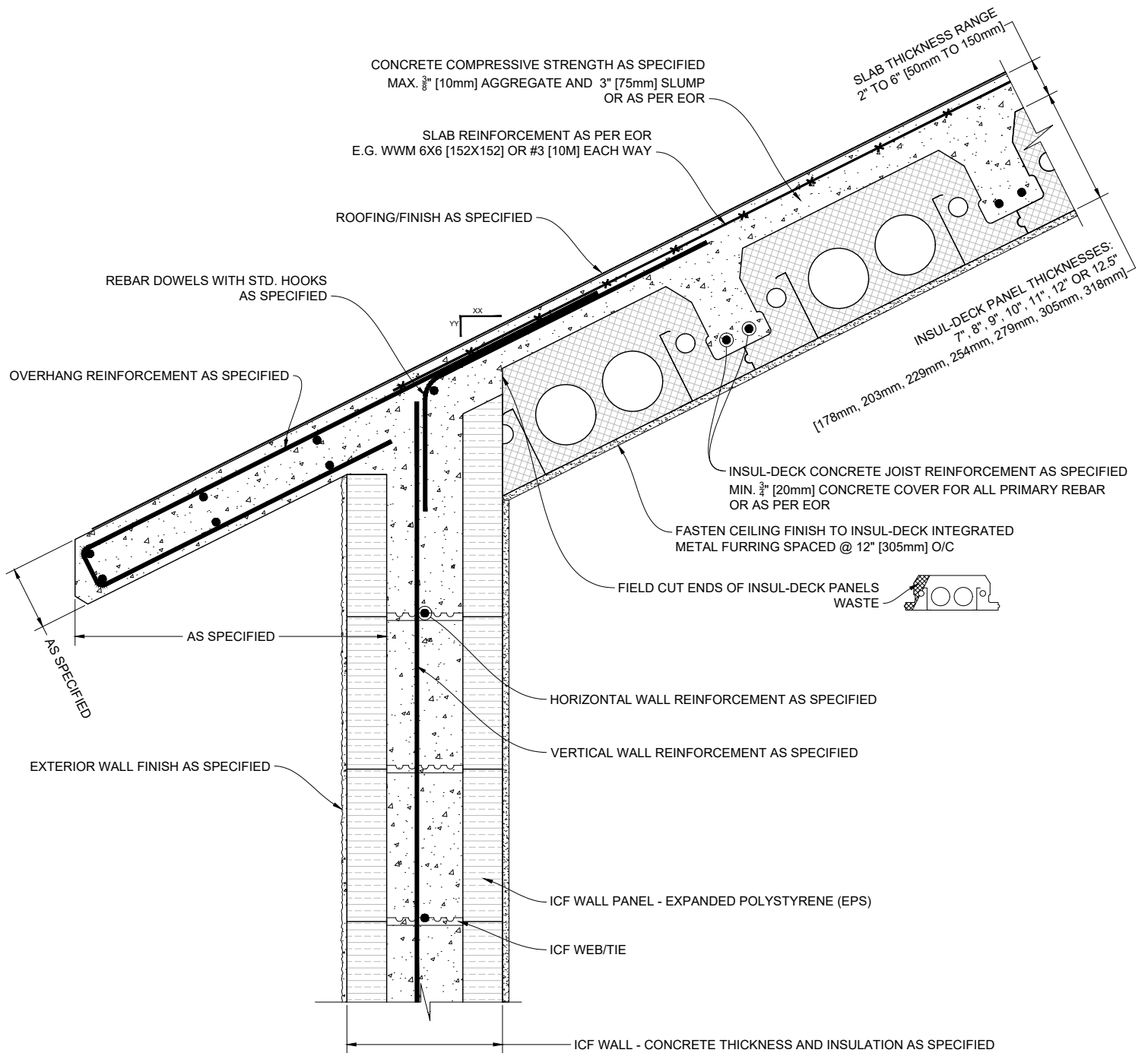
INSUL-DECK
65 Grady Knight Industrial Ct.
Villa Rica, GA 30180-2107

Phone: 800-475-6720
Fax: 727-216-7946
Email: insuldeck@insuldeck.com
Web: www.insuldeck.com

INSUL-DECK PITCHED ROOF WITH CONCRETE OVERHANG

IT IS THE RESPONSIBILITY OF THE USER TO COMPLY WITH ALL APPLICABLE REGULATIONS AND BUILDING CODE REQUIREMENTS CONCERNING THE USE OF THESE PRODUCTS.
IT IS FURTHER THE RESPONSIBILITY OF THE USER TO RESEARCH AND UNDERSTAND SAFE METHODS OF USE AND HANDLING OF THESE PRODUCTS.

DATE DRAWN:	2017-02-15	COMMENTS:	N/A
REVISION NO.:	R2	SHEET SIZE:	8.5" x 11" [216mm x 279mm]
REVISION DATE:	2021-10-01	SCALE:	NOT TO SCALE
DRAWN BY:	TECHNICAL	APPROVED BY:	G. K.
			ID-515



1 INSUL-DECK PITCHED WALL TO ROOF DETAIL WITH CONCRETE OVERHANG
Scale: N.T.S.

Plastbau® Technology
INSUL-DECK®

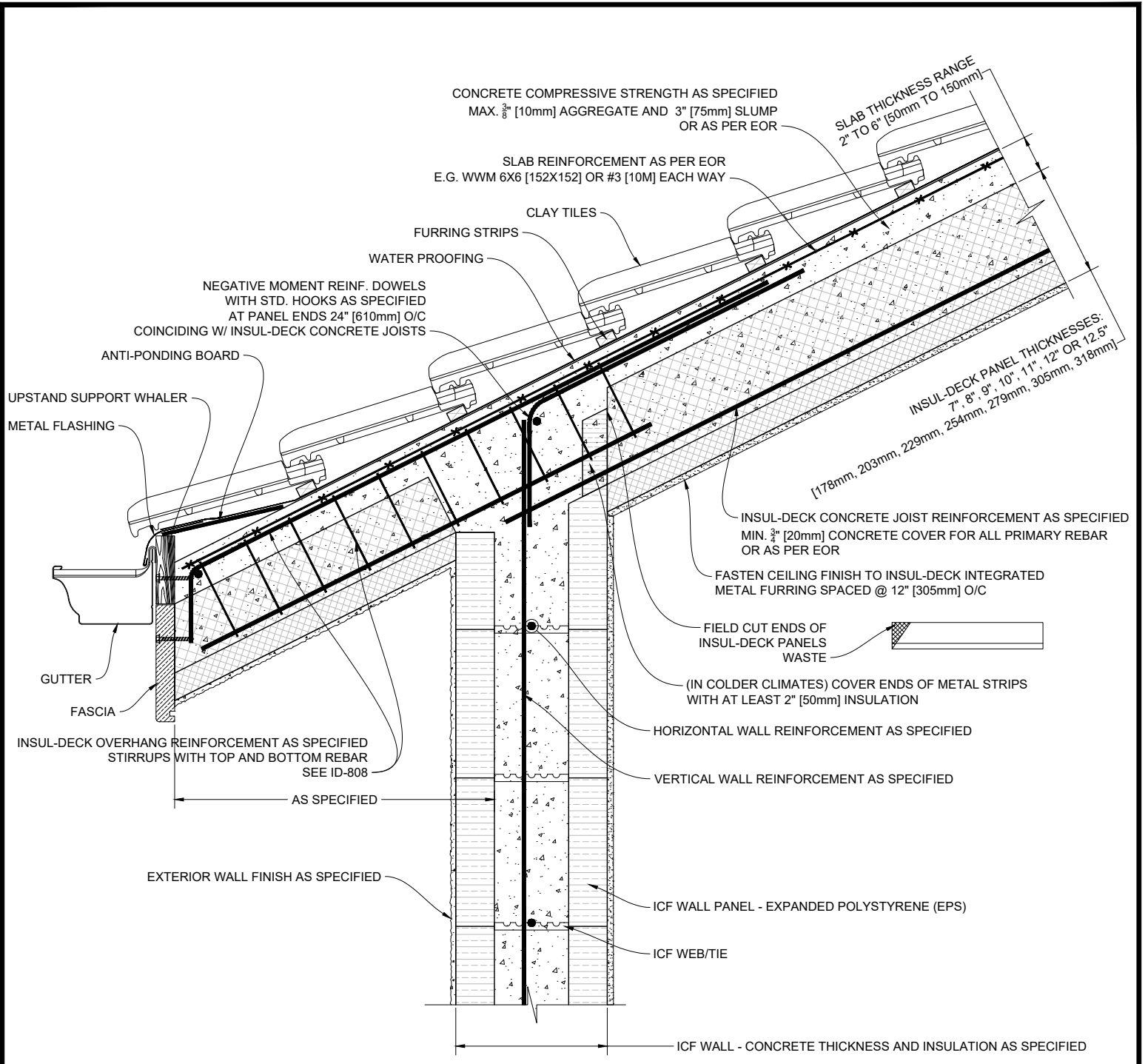
INSUL-DECK
65 Grady Knight Industrial Ct.
Villa Rica, GA 30180-2107

Phone: 800-475-6720
Fax: 727-216-7946
Email: insuldeck@insuldeck.com
Web: www.insuldeck.com

INSUL-DECK PITCHED ROOF WITH CONCRETE OVERHANG

IT IS THE RESPONSIBILITY OF THE USER TO COMPLY WITH ALL APPLICABLE REGULATIONS AND BUILDING CODE REQUIREMENTS CONCERNING THE USE OF THESE PRODUCTS.
IT IS FURTHER THE RESPONSIBILITY OF THE USER TO RESEARCH AND UNDERSTAND SAFE METHODS OF USE AND HANDLING OF THESE PRODUCTS.

DATE DRAWN:	2017-02-15	COMMENTS:	N/A
REVISION NO.:	R2	SHEET SIZE:	8.5" x 11" [216mm x 279mm]
REVISION DATE:	2021-10-01	SCALE:	NOT TO SCALE
DRAWN BY:	TECHNICAL	APPROVED BY:	G. K.
			DRAWING NO. ID-516



1 INSUL-DECK PITCHED WALL TO ROOF DETAIL WITH INSUL-DECK OVERHANG
Scale: N.T.S.

Plastbau® Technology
INSUL-DECK®

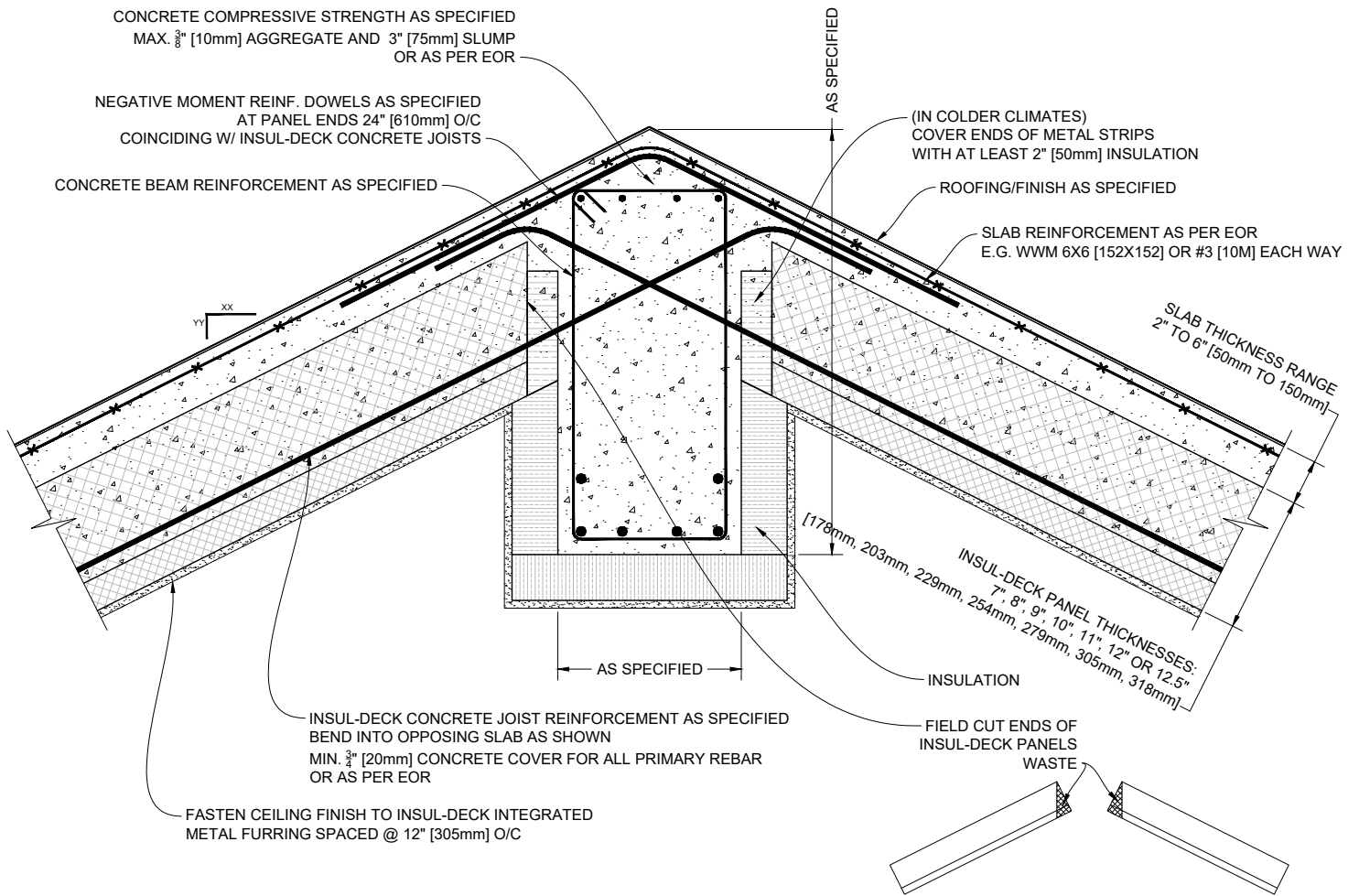
INSUL-DECK
65 Grady Knight Industrial Ct.
Villa Rica, GA 30180-2107

Phone: 800-475-6720
Fax: 727-216-7946
Email: insuldeck@insuldeck.com
Web: www.insuldeck.com

INSUL-DECK PITCHED ROOF WITH INSUL-DECK OVERHANG

DATE DRAWN:	2017-02-15	COMMENTS:	N/A
REVISION NO.:	R2	SHEET SIZE:	8.5" x 11" [216mm x 279mm]
REVISION DATE:	2021-10-01	SCALE:	NOT TO SCALE
DRAWN BY:	TECHNICAL	APPROVED BY:	G. K.
			ID-517

IT IS THE RESPONSIBILITY OF THE USER TO COMPLY WITH ALL APPLICABLE REGULATIONS AND BUILDING CODE REQUIREMENTS CONCERNING THE USE OF THESE PRODUCTS.
IT IS FURTHER THE RESPONSIBILITY OF THE USER TO RESEARCH AND UNDERSTAND SAFE METHODS OF USE AND HANDLING OF THESE PRODUCTS.



1 DROPPED RIDGE BEAM DETAIL - INSUL-DECK PANELS PERPENDICULAR TO BEAM

Scale: N.T.S.

NOTE:

This scenario is typically used for vaulted ceilings without column supports where the beam clear spans from gable to gable

Plastbau® Technology
INSUL-DECK®

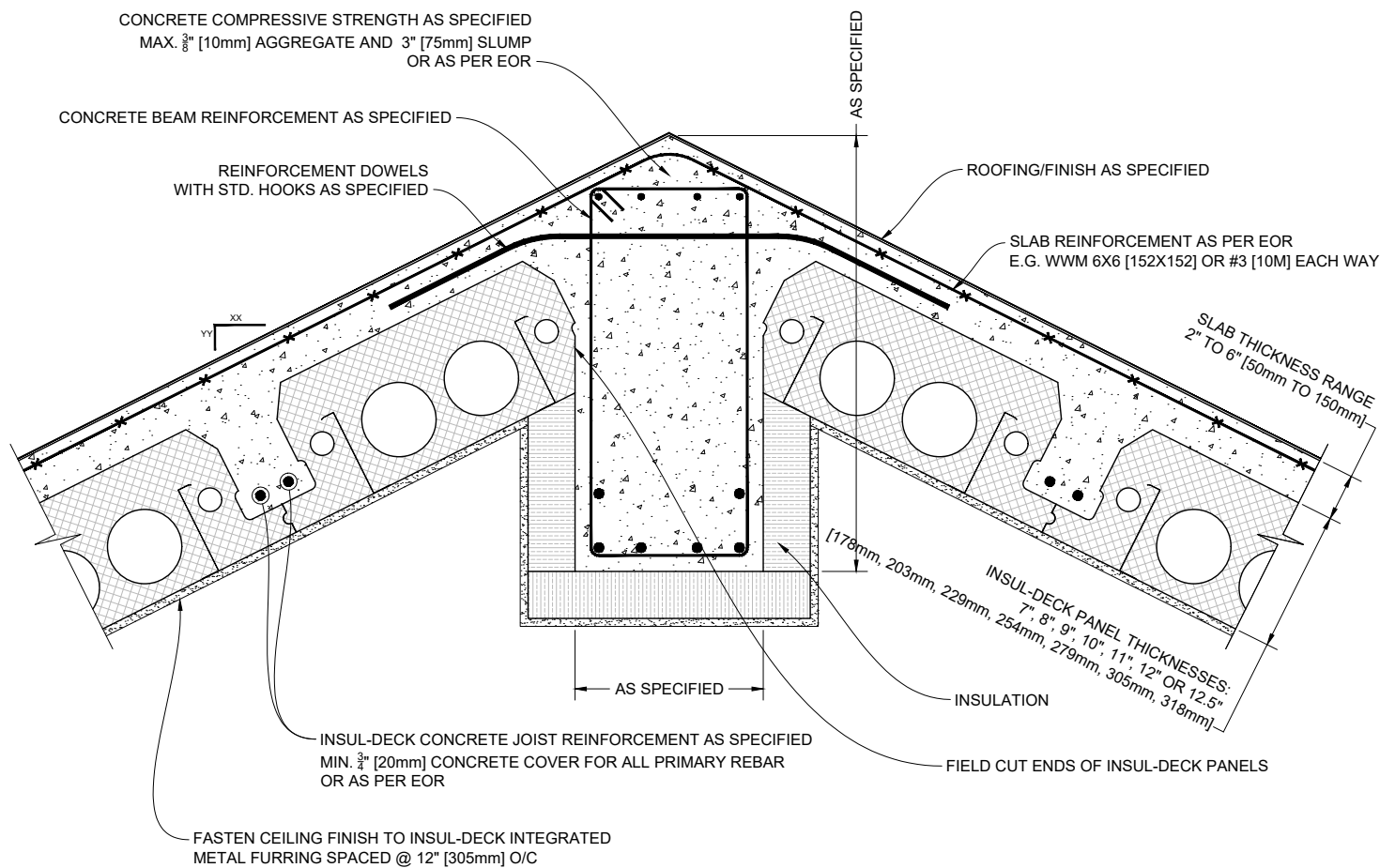
INSUL-DECK
65 Grady Knight Industrial Ct.
Villa Rica, GA 30180-2107

Phone: 800-475-6720
Fax: 727-216-7946
Email: insuldeck@insuldeck.com
Web: www.insuldeck.com

INSUL-DECK DROPPED RIDGE BEAM

IT IS THE RESPONSIBILITY OF THE USER TO COMPLY WITH ALL APPLICABLE REGULATIONS AND BUILDING CODE REQUIREMENTS CONCERNING THE USE OF THESE PRODUCTS.
IT IS FURTHER THE RESPONSIBILITY OF THE USER TO RESEARCH AND UNDERSTAND SAFE METHODS OF USE AND HANDLING OF THESE PRODUCTS.

DATE DRAWN:	2017-02-15	COMMENTS:	N/A
REVISION NO.:	R2	SHEET SIZE:	8.5" x 11" [216mm x 279mm]
REVISION DATE:	2021-10-01	SCALE:	NOT TO SCALE
DRAWN BY:	TECHNICAL	APPROVED BY:	G. K.
			ID-518



1 DROPPED RIDGE BEAM DETAIL - INSUL-DECK PANELS PARALLEL TO BEAM

Scale: N.T.S.

NOTE:

This scenario is typically used for vaulted ceilings without column supports where the beam clear spans from gable to gable

Plastbau® Technology
INSUL-DECK®

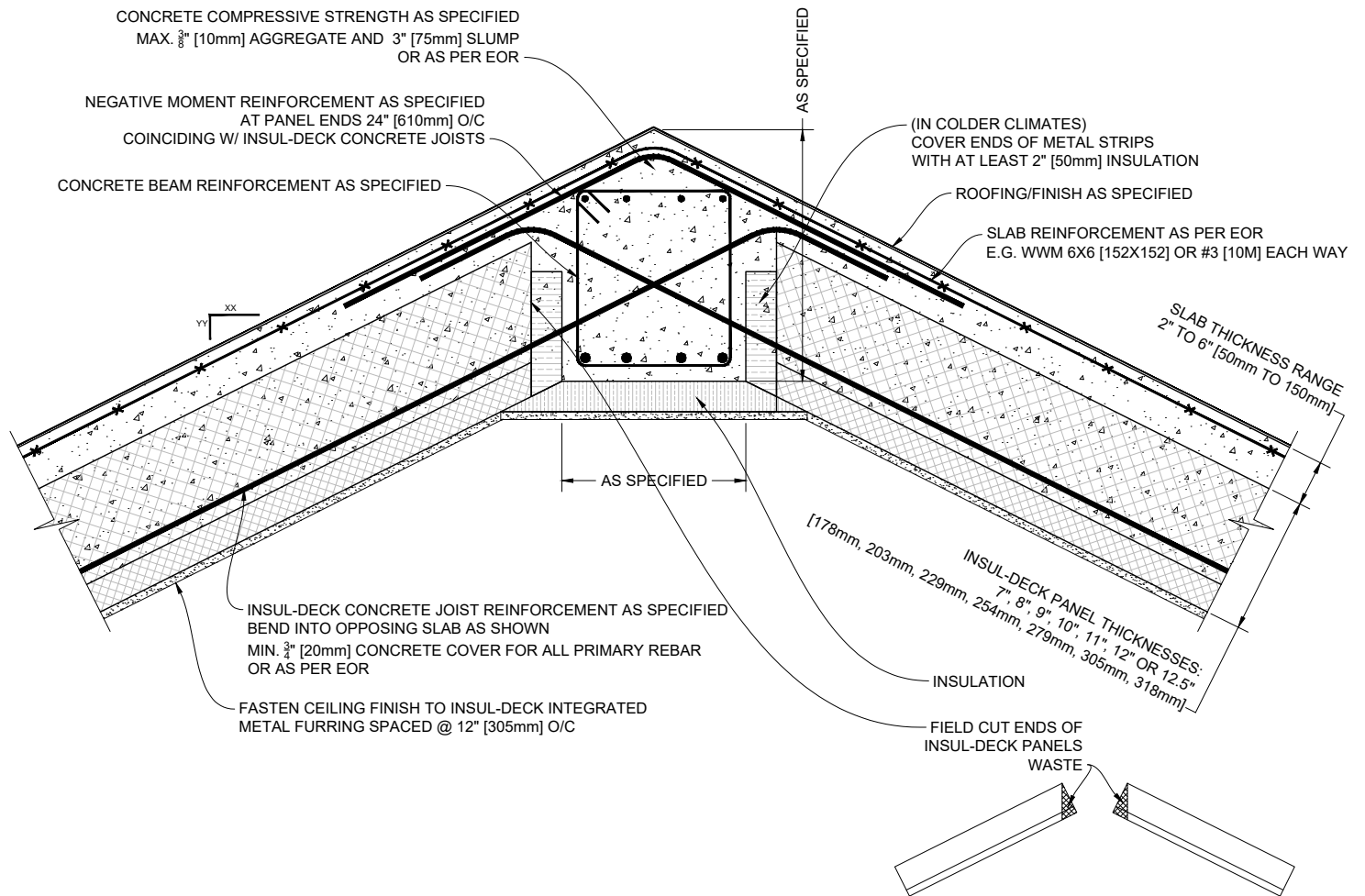
INSUL-DECK
65 Grady Knight Industrial Ct.
Villa Rica, GA 30180-2107

Phone: 800-475-6720
Fax: 727-216-7946
Email: insuldeck@insuldeck.com
Web: www.insuldeck.com

INSUL-DECK DROPPED RIDGE BEAM

IT IS THE RESPONSIBILITY OF THE USER TO COMPLY WITH ALL APPLICABLE REGULATIONS AND BUILDING CODE REQUIREMENTS CONCERNING THE USE OF THESE PRODUCTS.
IT IS FURTHER THE RESPONSIBILITY OF THE USER TO RESEARCH AND UNDERSTAND SAFE METHODS OF USE AND HANDLING OF THESE PRODUCTS.

DATE DRAWN:	2017-02-15	COMMENTS:	N/A
REVISION NO.:	R2	SHEET SIZE:	8.5" x 11" [216mm x 279mm]
REVISION DATE:	2021-10-01	SCALE:	NOT TO SCALE
DRAWN BY:	TECHNICAL	APPROVED BY:	G. K.
			ID-519



1 FLUSHED RIDGE BEAM DETAIL - INSUL-DECK PANELS PERPENDICULAR TO BEAM
NOTE: This scenario is typically used with for shorter spans and/or with internal support elements such as columns
 Scale: N.T.S.

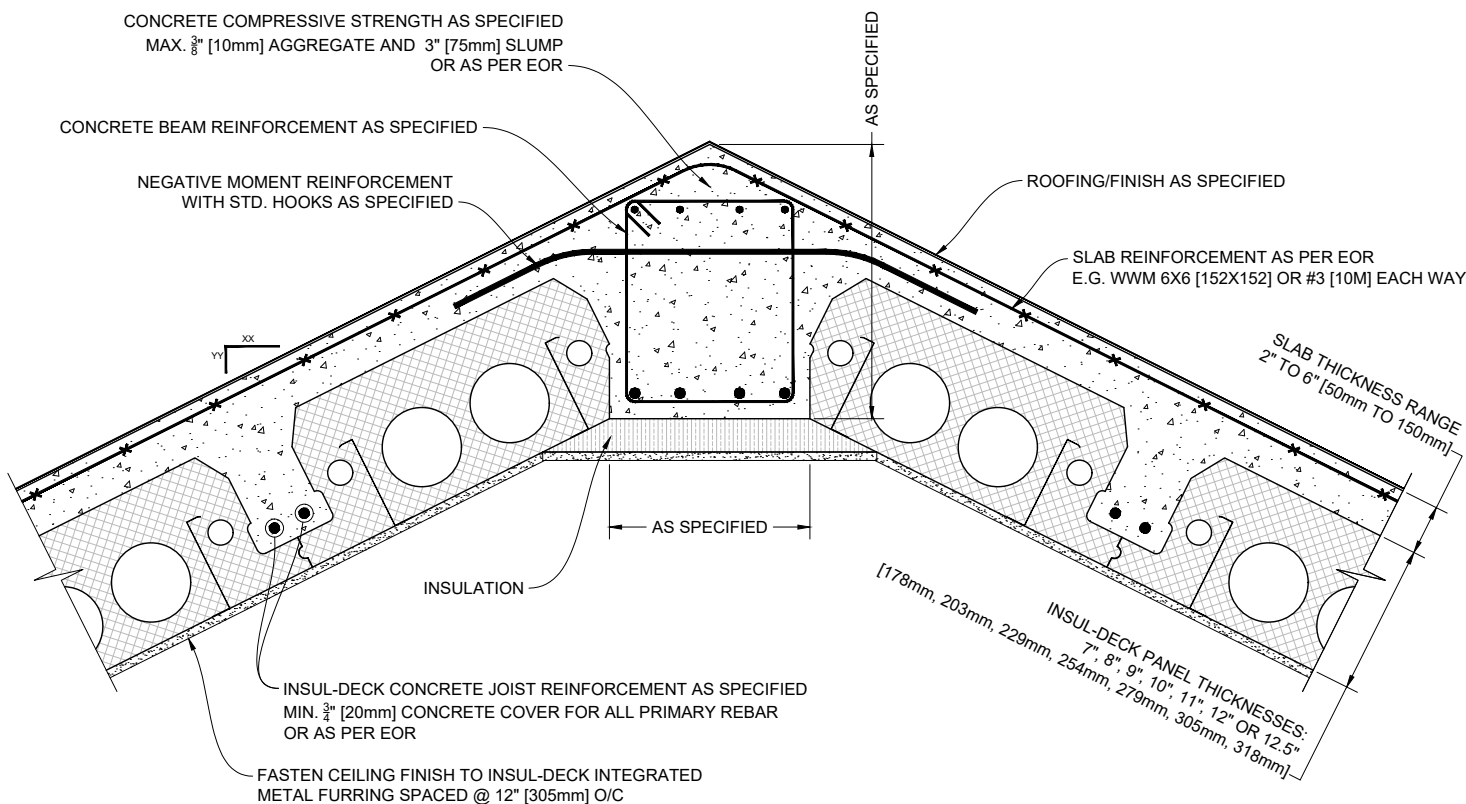
Plastbau® Technology
INSUL-DECK®

INSUL-DECK Phone: 800-475-6720
 65 Grady Knight Industrial Ct. Fax: 727-216-7946
 Villa Rica, GA 30180-2107 Email: insuldeck@insuldeck.com
 Web: www.insuldeck.com

IT IS THE RESPONSIBILITY OF THE USER TO COMPLY WITH ALL APPLICABLE REGULATIONS AND BUILDING CODE REQUIREMENTS CONCERNING THE USE OF THESE PRODUCTS.
 IT IS FURTHER THE RESPONSIBILITY OF THE USER TO RESEARCH AND UNDERSTAND SAFE METHODS OF USE AND HANDLING OF THESE PRODUCTS.

INSUL-DECK FLUSHED RIDGE BEAM

DATE DRAWN:	2017-02-15	COMMENTS:	N/A
REVISION NO.:	R2	SHEET SIZE:	8.5" x 11" [216mm x 279mm]
REVISION DATE:	2021-10-01	SCALE:	NOT TO SCALE
DRAWN BY:	TECHNICAL	APPROVED BY:	G. K.
			ID-520



1 FLUSHED RIDGE BEAM DETAIL - INSUL-DECK PANELS PARALLEL TO BEAM

Scale: N.T.S.

NOTE:

This scenario is typically used with for shorter spans and/or with internal support elements such as columns

Plastbau® Technology
INSUL-DECK®

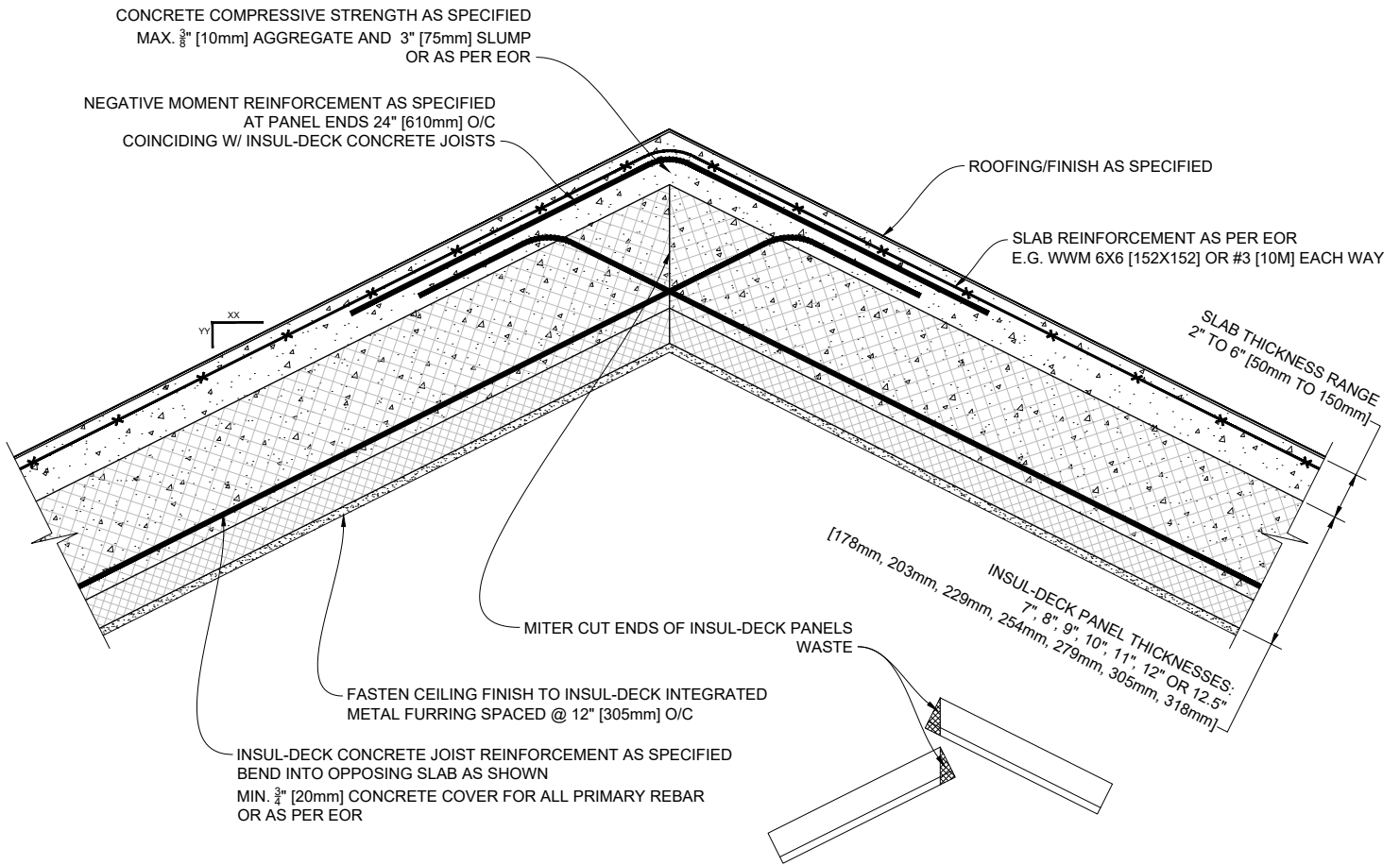
INSUL-DECK
 65 Grady Knight Industrial Ct.
 Villa Rica, GA 30180-2107

Phone: 800-475-6720
 Fax: 727-216-7946
 Email: insuldeck@insuldeck.com
 Web: www.insuldeck.com

INSUL-DECK FLUSHED RIDGE BEAM

DATE DRAWN:	2017-02-15	COMMENTS:	N/A
REVISION NO.:	R2	SHEET SIZE:	8.5" x 11" [216mm x 279mm]
REVISION DATE:	2021-10-01	SCALE:	NOT TO SCALE
DRAWN BY:	TECHNICAL	APPROVED BY:	G. K.
			ID-521

IT IS THE RESPONSIBILITY OF THE USER TO COMPLY WITH ALL APPLICABLE REGULATIONS AND BUILDING CODE REQUIREMENTS CONCERNING THE USE OF THESE PRODUCTS.
 IT IS FURTHER THE RESPONSIBILITY OF THE USER TO RESEARCH AND UNDERSTAND SAFE METHODS OF USE AND HANDLING OF THESE PRODUCTS.



1 MITERED RIDGE DETAIL - INSUL-DECK PANELS PERPENDICULAR TO RIDGE
 Scale: N.T.S.

NOTE:
 This design is typically used for hip roofs or with horizontal collar ties that span from eave to eave to resist walls moving out laterally

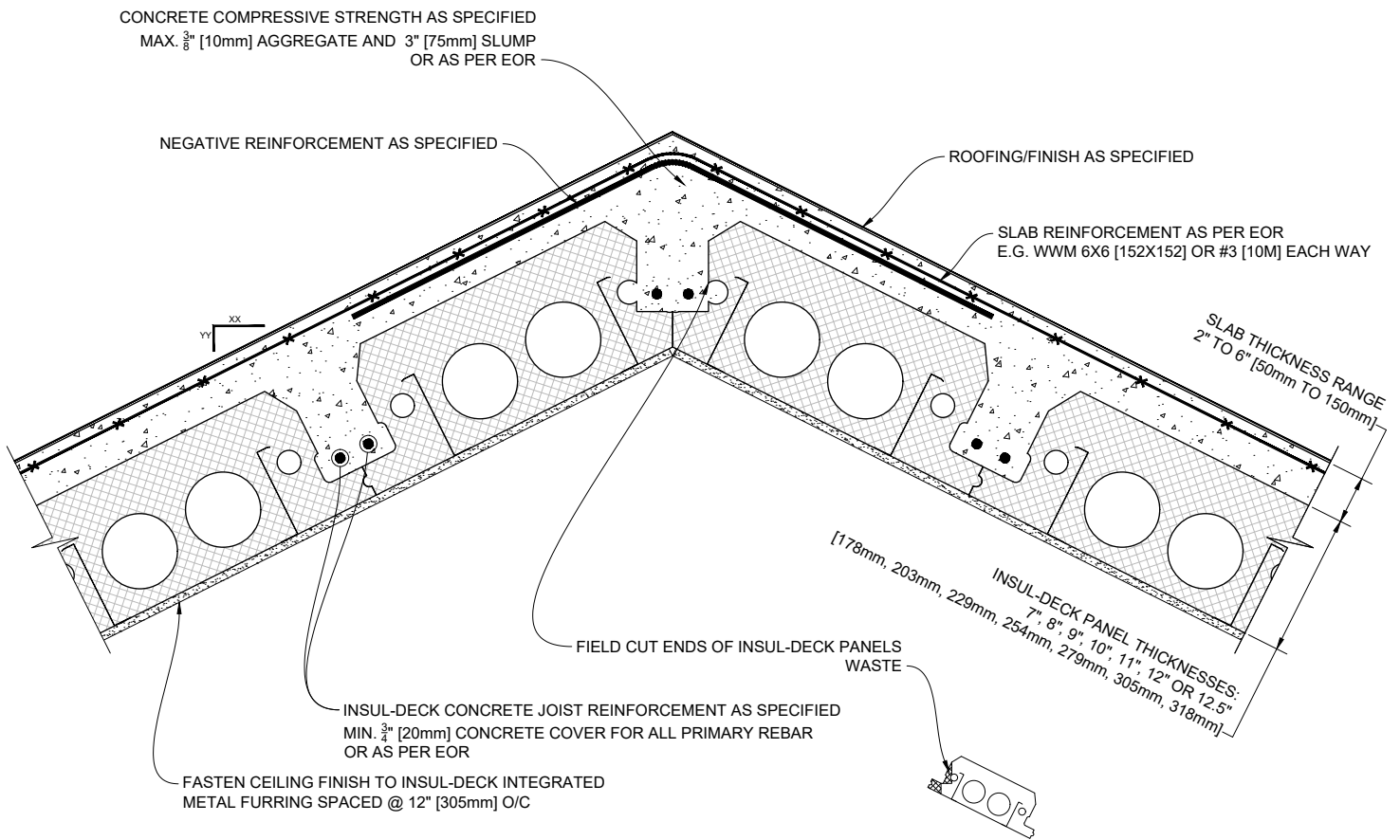
Plastbau® Technology
INSUL-DECK®

INSUL-DECK
 65 Grady Knight Industrial Ct.
 Villa Rica, GA 30180-2107
 Phone: 800-475-6720
 Fax: 727-216-7946
 Email: insuldeck@insuldeck.com
 Web: www.insuldeck.com

IT IS THE RESPONSIBILITY OF THE USER TO COMPLY WITH ALL APPLICABLE REGULATIONS AND BUILDING CODE REQUIREMENTS CONCERNING THE USE OF THESE PRODUCTS.
 IT IS FURTHER THE RESPONSIBILITY OF THE USER TO RESEARCH AND UNDERSTAND SAFE METHODS OF USE AND HANDLING OF THESE PRODUCTS.

INSUL-DECK MITERED RIDGE DETAIL

DATE DRAWN:	2017-02-15	COMMENTS:	N/A
REVISION NO.:	R2	SHEET SIZE:	8.5" x 11" [216mm x 279mm]
REVISION DATE:	2021-10-01	SCALE:	NOT TO SCALE
DRAWN BY:	TECHNICAL	APPROVED BY:	G. K.
			ID-522



1 MITERED RIDGE DETAIL - INSUL-DECK PANELS PARALLEL TO RIDGE

Scale: N.T.S.

NOTE:

This scenario is typically used with for shorter spans and/or with internal support elements such as columns

Plastbau® Technology
INSUL-DECK®

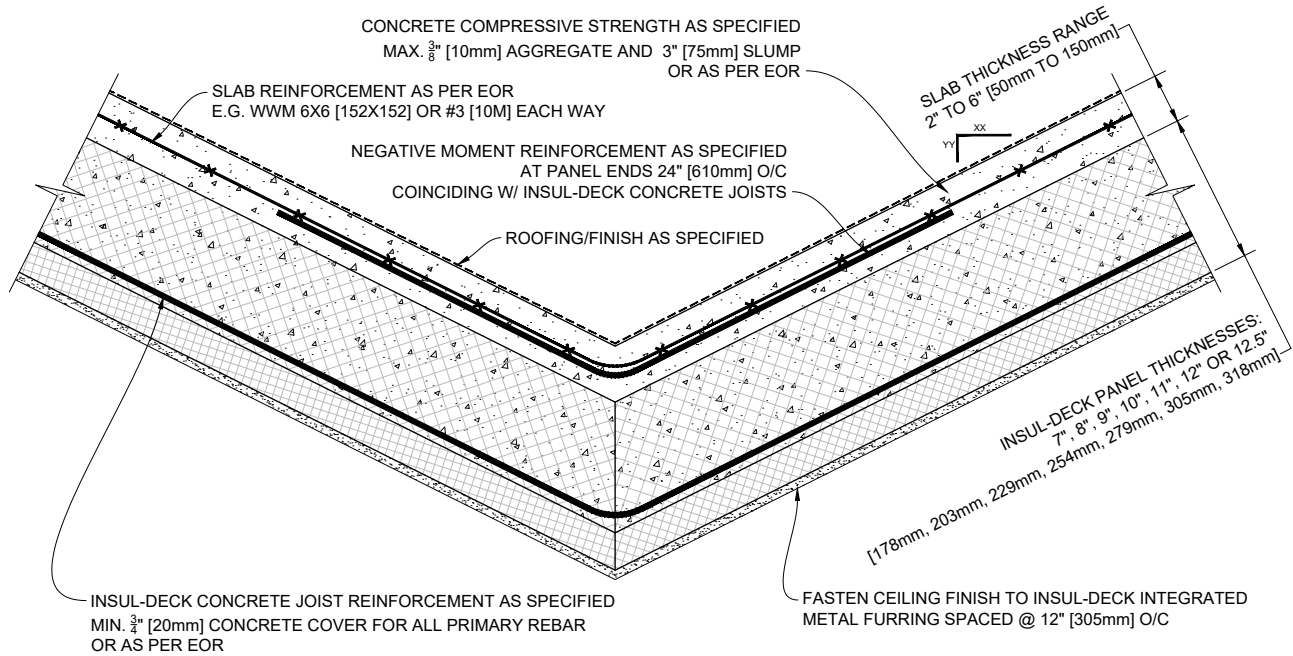
INSUL-DECK
65 Grady Knight Industrial Ct.
Villa Rica, GA 30180-2107

Phone: 800-475-6720
Fax: 727-216-7946
Email: insuldeck@insuldeck.com
Web: www.insuldeck.com

INSUL-DECK MITERED RIDGE DETAIL

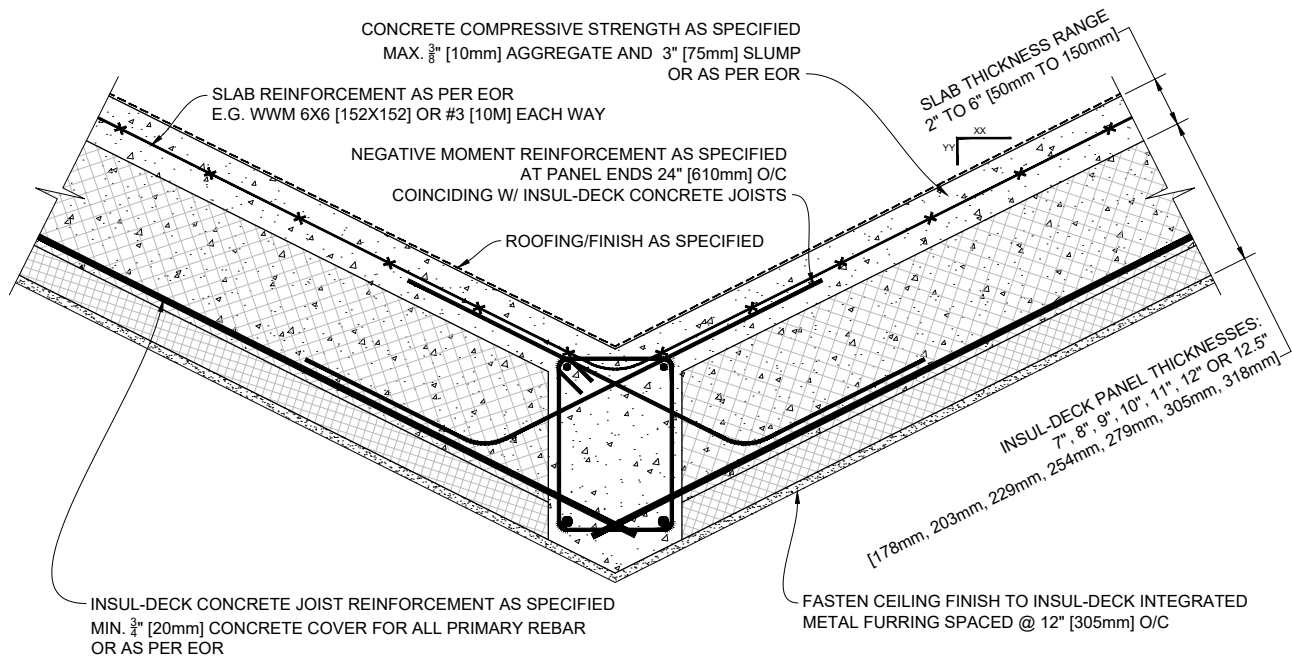
IT IS THE RESPONSIBILITY OF THE USER TO COMPLY WITH ALL APPLICABLE REGULATIONS AND BUILDING CODE REQUIREMENTS CONCERNING THE USE OF THESE PRODUCTS.
IT IS FURTHER THE RESPONSIBILITY OF THE USER TO RESEARCH AND UNDERSTAND SAFE METHODS OF USE AND HANDLING OF THESE PRODUCTS.

DATE DRAWN:	2017-02-15	COMMENTS:	N/A
REVISION NO.:	R2	SHEET SIZE:	8.5" x 11" [216mm x 279mm]
REVISION DATE:	2021-10-01	SCALE:	NOT TO SCALE
DRAWN BY:	TECHNICAL	APPROVED BY:	G. K.
			ID-523



1 INSUL-DECK MITERED PANELS PERPENDICULAR TO VALLEY

Scale: N.T.S.



2 INSUL-DECK PANELS PERPENDICULAR TO VALLEY BEAM

Scale: N.T.S.

Plastbau® Technology

INSUL-DECK®

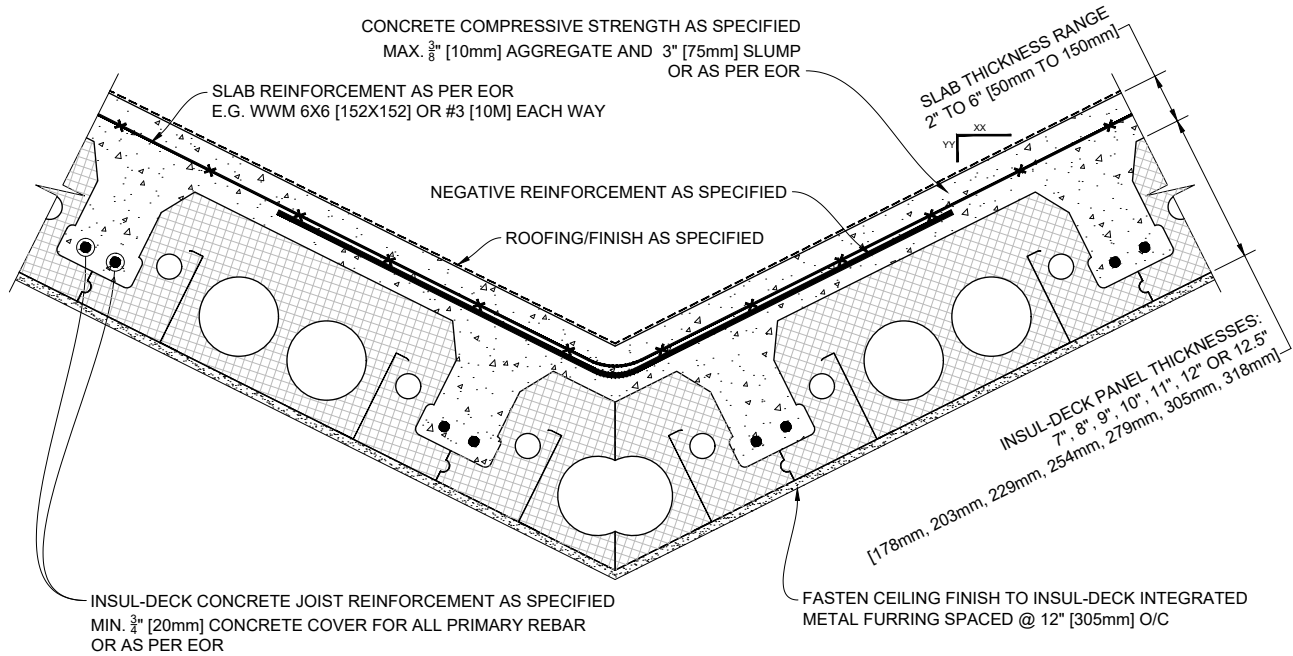
INSUL-DECK
65 Grady Knight Industrial Ct.
Villa Rica, GA 30180-2107

Phone: 800-475-6720
Fax: 727-216-7946
Email: insuldeck@insuldeck.com
Web: www.insuldeck.com

INSUL-DECK PERPENDICULAR TO VALLEY

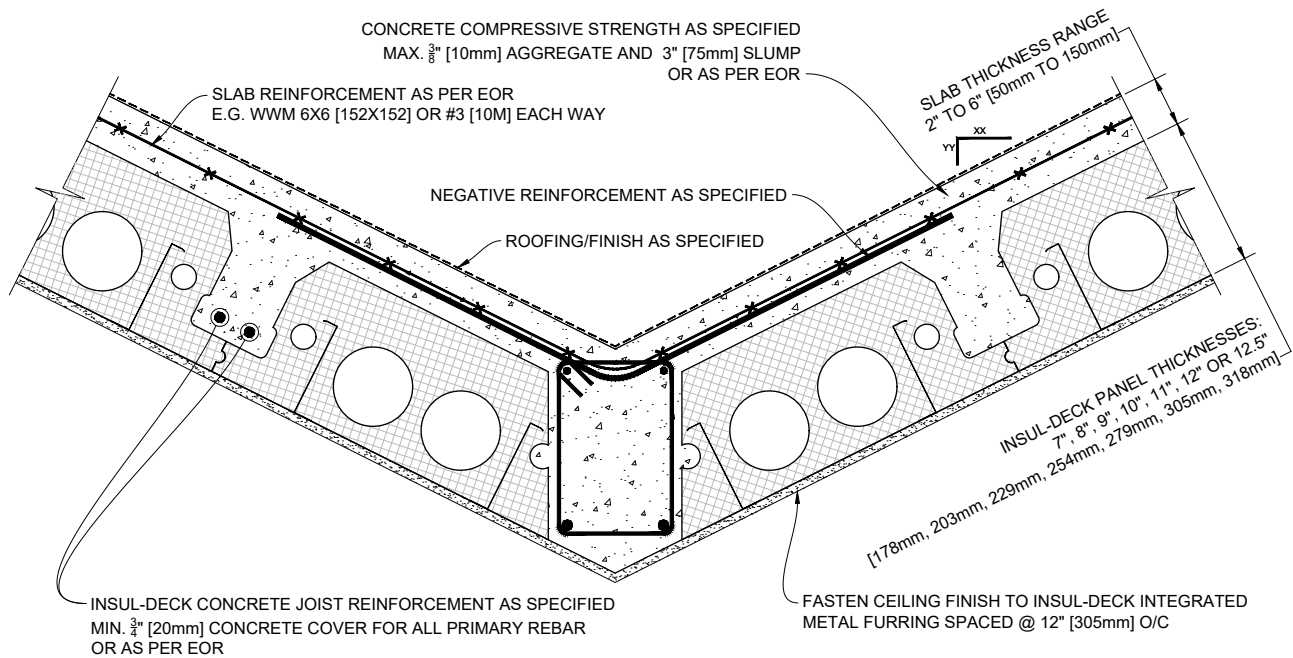
IT IS THE RESPONSIBILITY OF THE USER TO COMPLY WITH ALL APPLICABLE REGULATIONS AND BUILDING CODE REQUIREMENTS CONCERNING THE USE OF THESE PRODUCTS.
IT IS FURTHER THE RESPONSIBILITY OF THE USER TO RESEARCH AND UNDERSTAND SAFE METHODS OF USE AND HANDLING OF THESE PRODUCTS.

DATE DRAWN:	2017-02-15	COMMENTS:	N/A
REVISION NO.:	R2	SHEET SIZE:	8.5" x 11" [216mm x 279mm]
REVISION DATE:	2021-10-01	SCALE:	NOT TO SCALE
DRAWN BY:	TECHNICAL	APPROVED BY:	G. K.
			DRAWING NO. ID-524



1 INSUL-DECK PANELS PARALLEL TO VALLEY

Scale: N.T.S.



2 INSUL-DECK PANELS PARALLEL TO VALLEY BEAM

Scale: N.T.S.

Plastbau® Technology
INSUL-DECK®

INSUL-DECK
 65 Grady Knight Industrial Ct.
 Villa Rica, GA 30180-2107

Phone: 800-475-6720
 Fax: 727-216-7946
 Email: insuldeck@insuldeck.com
 Web: www.insuldeck.com

IT IS THE RESPONSIBILITY OF THE USER TO COMPLY WITH ALL APPLICABLE REGULATIONS AND BUILDING CODE REQUIREMENTS CONCERNING THE USE OF THESE PRODUCTS.
 IT IS FURTHER THE RESPONSIBILITY OF THE USER TO RESEARCH AND UNDERSTAND SAFE METHODS OF USE AND HANDLING OF THESE PRODUCTS.

INSUL-DECK PARALLEL TO VALLEY

DATE DRAWN:	2017-02-15	COMMENTS:	N/A
REVISION NO.:	R2	SHEET SIZE:	8.5" x 11" [216mm x 279mm]
REVISION DATE:	2021-10-01	SCALE:	NOT TO SCALE
DRAWN BY:	TECHNICAL	APPROVED BY:	G. K.
			ID-525

CONCRETE COMPRESSIVE STRENGTH AS SPECIFIED
 MAX. $\frac{3}{8}$ " [10mm] AGGREGATE AND 3" [75mm] SLUMP
 OR AS PER EOR

SLAB REINFORCEMENT AS PER EOR
 E.G. WWM 6X6 [152X152] OR #3 [10M] EACH WAY

(IN COLDER CLIMATES) COVER ENDS OF METAL STRIPS
 WITH AT LEAST 2" [50mm] INSULATION

NEGATIVE MOMENT REINFORCEMENT DOWELS
 WITH STD. 90° HOOKS AS SPECIFIED
 AT PANEL ENDS 24" [610mm] O/C
 COINCIDING W/ INSUL-DECK CONCRETE JOISTS

SLAB THICKNESS RANGE
 2" TO 6" [50mm TO 150mm]

SKYLIGHT BY OTHERS

BLOCKING

ROOFING/FINISH AS SPECIFIED

CONCRETE BEAM
 AS SPECIFIED

INSUL-DECK PANEL THICKNESSES:
 7", 8", 9", 10", 11", 12" OR 12.5"
 [178mm, 203mm, 229mm, 254mm, 279mm, 305mm, 318mm]

CONTINUOUS INSULATION

AS SPECIFIED

CONCRETE BEAM
 REINFORCEMENT AS SPECIFIED

4" - 8" TYP.
 [100mm - 200mm]

FASTEN CEILING FINISH TO INSUL-DECK INTEGRATED
 METAL FURRING SPACED @ 12" [305mm] O/C

INSUL-DECK CONCRETE JOIST REINFORCEMENT AS SPECIFIED
 BEND INTO OPENING BEAMS AS SHOWN
 MIN. $\frac{3}{4}$ " [20mm] CONCRETE COVER FOR ALL PRIMARY REBAR
 OR AS PER EOR

1 SKYLIGHT DETAIL - INSUL-DECK PANELS PERPENDICULAR TO BEAM

NOTE:
 Also refer to detail ID-315

Scale: N.T.S.

Plastbau® Technology
INSUL-DECK®

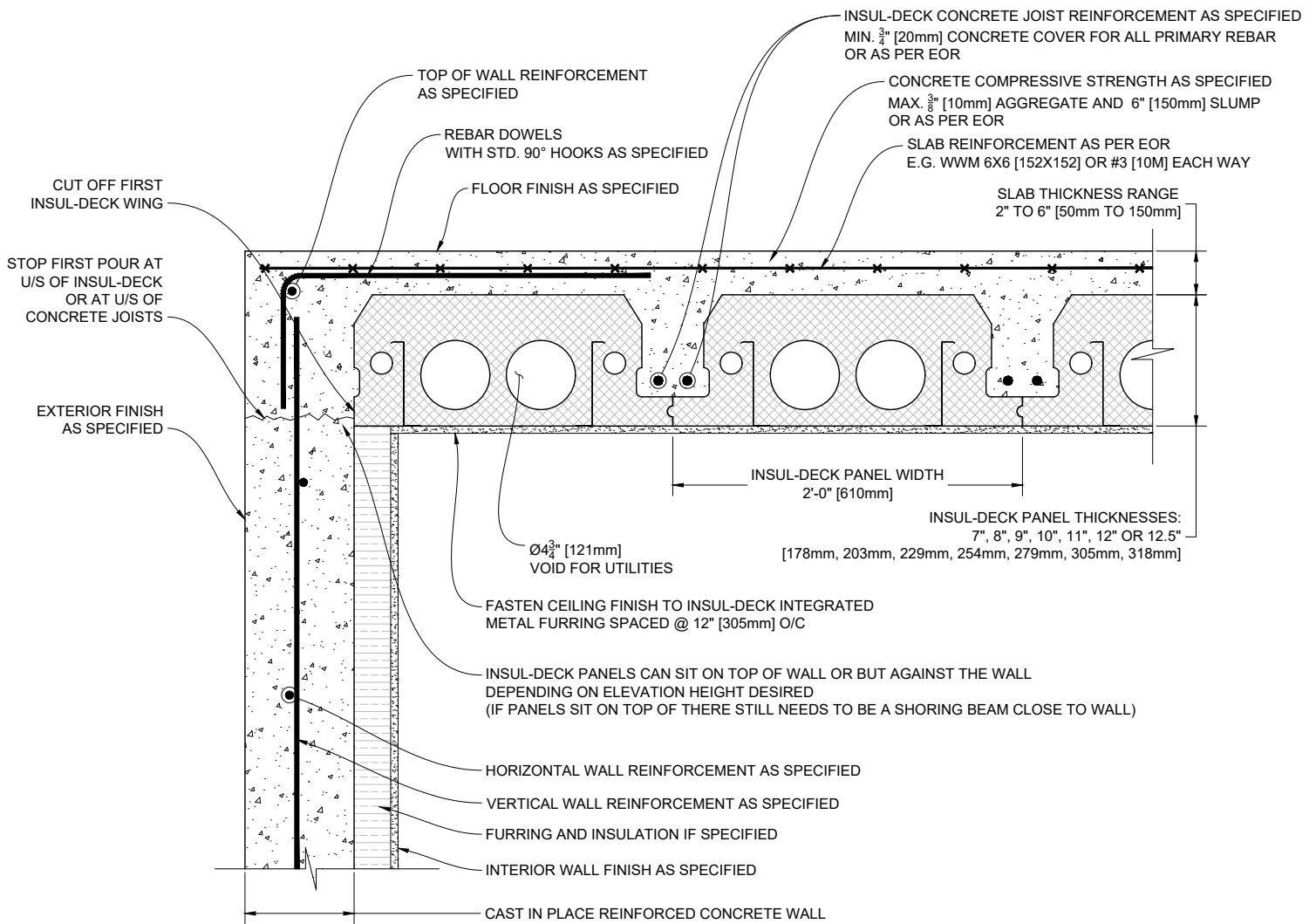
INSUL-DECK
 65 Grady Knight Industrial Ct.
 Villa Rica, GA 30180-2107

Phone: 800-475-6720
 Fax: 727-216-7946
 Email: insuldeck@insuldeck.com
 Web: www.insuldeck.com

IT IS THE RESPONSIBILITY OF THE USER TO COMPLY WITH ALL APPLICABLE REGULATIONS
 AND BUILDING CODE REQUIREMENTS CONCERNING THE USE OF THESE PRODUCTS.
 IT IS FURTHER THE RESPONSIBILITY OF THE USER TO RESEARCH AND UNDERSTAND SAFE
 METHODS OF USE AND HANDLING OF THESE PRODUCTS.

INSUL-DECK SKYLIGHT DETAIL

DATE DRAWN:	2017-02-15	COMMENTS:	N/A
REVISION NO.:	R2	SHEET SIZE:	8.5" x 11" [216mm x 279mm]
REVISION DATE:	2021-10-01	SCALE:	NOT TO SCALE
DRAWN BY:	TECHNICAL	APPROVED BY:	G. K.
			ID-526



① INSUL-DECK PANELS PARALLEL TO TOP OF CONCRETE WALL

Scale: N.T.S.

Plastbau® Technology

INSUL-DECK®

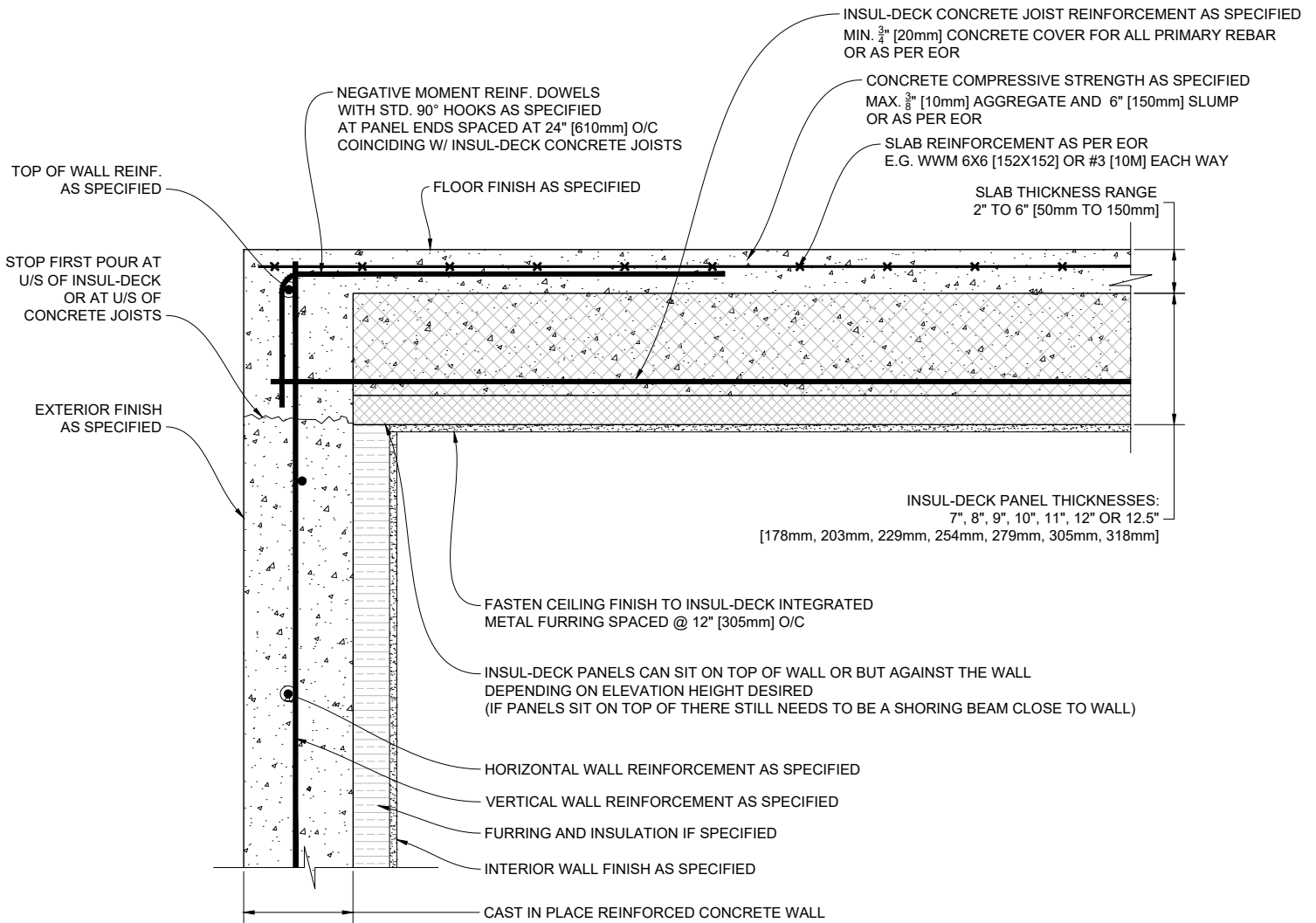
INSUL-DECK
65 Grady Knight Industrial Ct.
Villa Rica, GA 30180-2107

Phone: 800-475-6720
Fax: 727-216-7946
Email: insuldeck@insuldeck.com
Web: www.insuldeck.com

INSUL-DECK PANELS PARALLEL TO TOP OF CONCRETE WALL

DATE DRAWN:	2017-02-15	COMMENTS:	N/A
REVISION NO.:	R2	SHEET SIZE:	8.5" x 11" [216mm x 279mm]
REVISION DATE:	2021-10-01	SCALE:	NOT TO SCALE
DRAWN BY:	TECHNICAL	APPROVED BY:	G. K.
			ID-601

IT IS THE RESPONSIBILITY OF THE USER TO COMPLY WITH ALL APPLICABLE REGULATIONS AND BUILDING CODE REQUIREMENTS CONCERNING THE USE OF THESE PRODUCTS.
IT IS FURTHER THE RESPONSIBILITY OF THE USER TO RESEARCH AND UNDERSTAND SAFE METHODS OF USE AND HANDLING OF THESE PRODUCTS.



① INSUL-DECK PANELS PERPENDICULAR TO TOP OF CONCRETE WALL

Scale: N.T.S.

Plastbau® Technology
INSUL-DECK

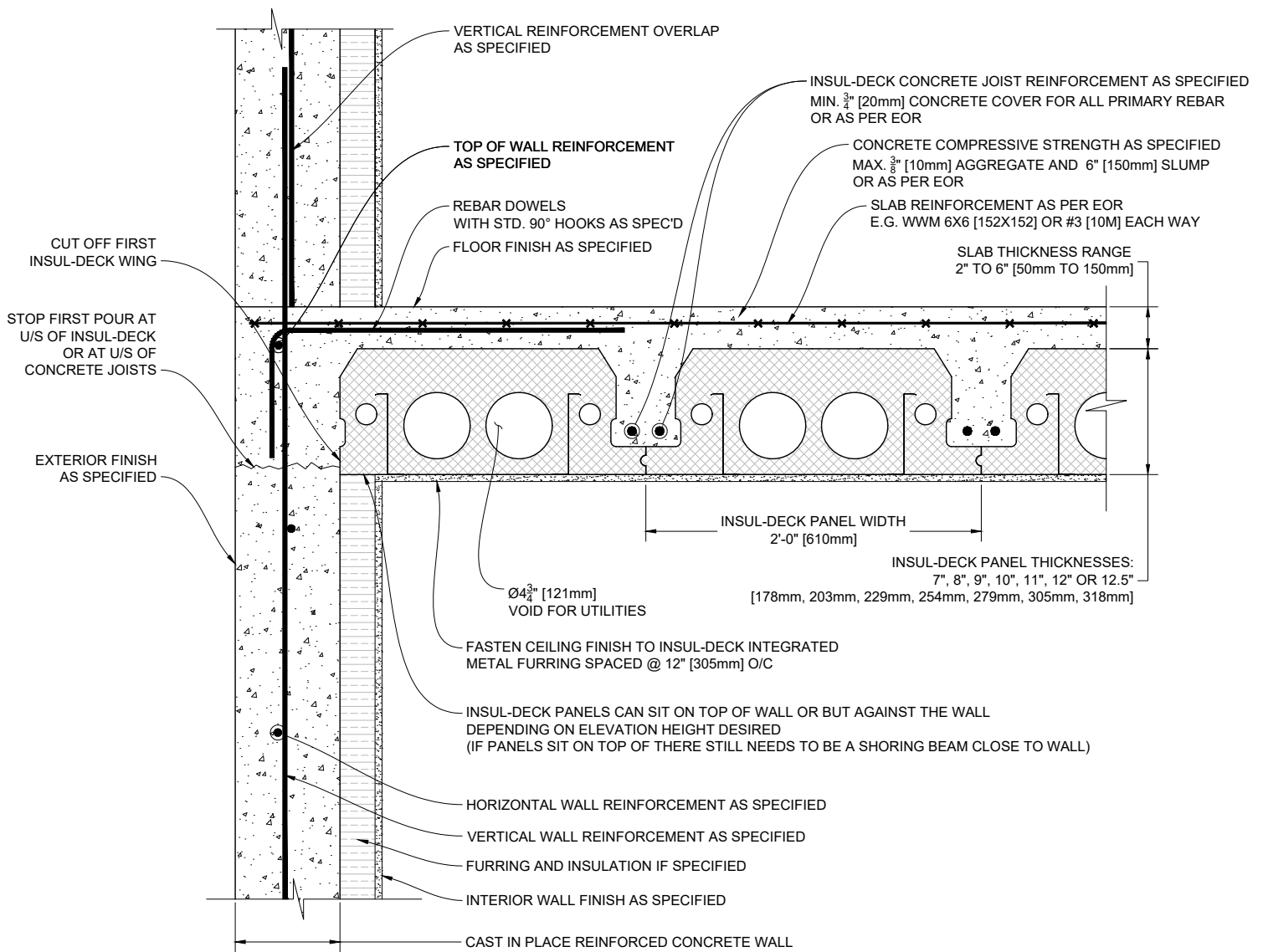
INSUL-DECK
 65 Grady Knight Industrial Ct.
 Villa Rica, GA 30180-2107

Phone: 800-475-6720
 Fax: 727-216-7946
 Email: insuldeck@insuldeck.com
 Web: www.insuldeck.com

INSUL-DECK PANELS PERPENDICULAR TO TOP OF CONCRETE WALL

DATE DRAWN:	2017-02-15	COMMENTS:	N/A
REVISION NO.:	R2	SHEET SIZE:	8.5" x 11" [216mm x 279mm]
REVISION DATE:	2021-10-01	SCALE:	NOT TO SCALE
DRAWN BY:	TECHNICAL	APPROVED BY:	G. K.
			DRAWING NO. ID-602

IT IS THE RESPONSIBILITY OF THE USER TO COMPLY WITH ALL APPLICABLE REGULATIONS AND BUILDING CODE REQUIREMENTS CONCERNING THE USE OF THESE PRODUCTS.
 IT IS FURTHER THE RESPONSIBILITY OF THE USER TO RESEARCH AND UNDERSTAND SAFE METHODS OF USE AND HANDLING OF THESE PRODUCTS.



1 INSUL-DECK PANELS PARALLEL TO CONCRETE WALL

Scale: N.T.S.

Plastbau® Technology
INSUL-DECK®

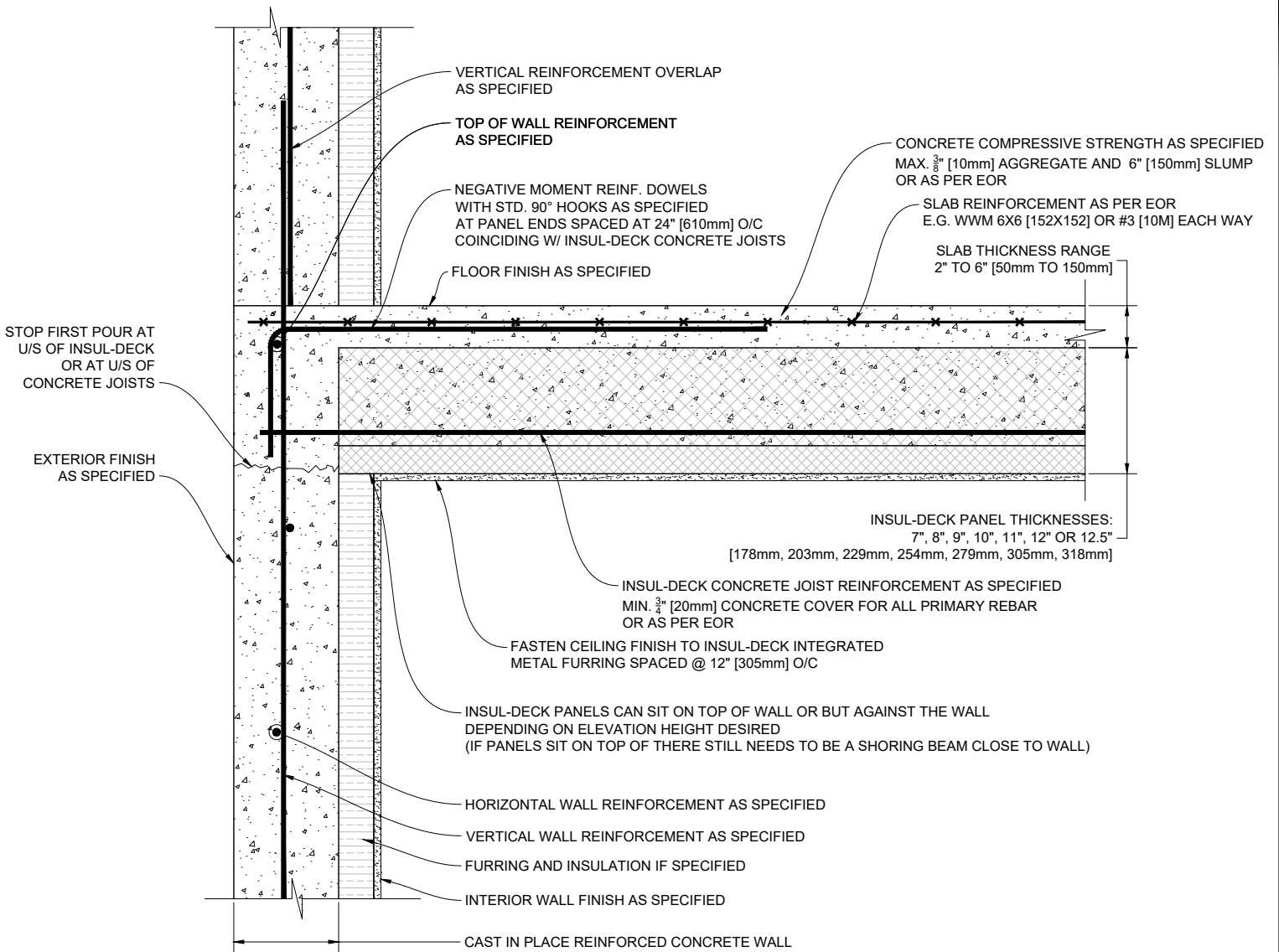
INSUL-DECK
65 Grady Knight Industrial Ct.
Villa Rica, GA 30180-2107

Phone: 800-475-6720
Fax: 727-216-7946
Email: insuldeck@insuldeck.com
Web: www.insuldeck.com

INSUL-DECK PANELS PARALLEL TO CONCRETE WALL

DATE DRAWN:	2017-02-15	COMMENTS:	N/A
REVISION NO.:	R2	SHEET SIZE:	8.5" x 11" [216mm x 279mm]
REVISION DATE:	2021-10-01	SCALE:	NOT TO SCALE
DRAWN BY:	TECHNICAL	APPROVED BY:	G. K.
			DRAWING NO. ID-603

IT IS THE RESPONSIBILITY OF THE USER TO COMPLY WITH ALL APPLICABLE REGULATIONS AND BUILDING CODE REQUIREMENTS CONCERNING THE USE OF THESE PRODUCTS.
IT IS FURTHER THE RESPONSIBILITY OF THE USER TO RESEARCH AND UNDERSTAND SAFE METHODS OF USE AND HANDLING OF THESE PRODUCTS.



1 INSUL-DECK PANELS PERPENDICULAR TO CONCRETE WALL

Scale: N.T.S.

Plastbau® Technology

INSUL-DECK®

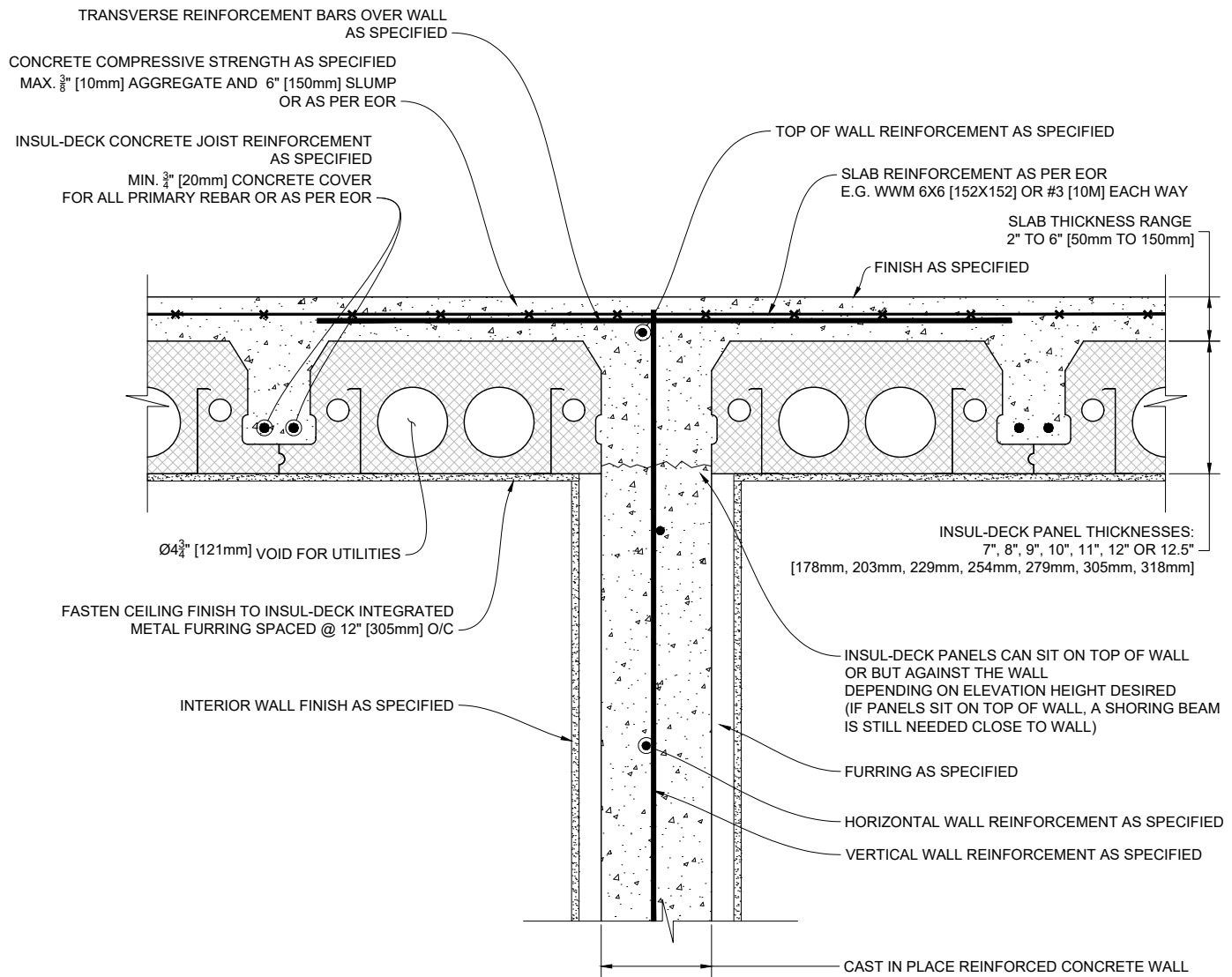
INSUL-DECK
65 Grady Knight Industrial Ct.
Villa Rica, GA 30180-2107

Phone: 800-475-6720
Fax: 727-216-7946
Email: insuldeck@insuldeck.com
Web: www.insuldeck.com

INSUL-DECK PANELS PERPENDICULAR TO CONCRETE WALL

DATE DRAWN:	2017-02-15	COMMENTS:	N/A
REVISION NO.:	R2	SHEET SIZE:	8.5" x 11" [216mm x 279mm]
REVISION DATE:	2021-10-01	SCALE:	NOT TO SCALE
DRAWN BY:	TECHNICAL	APPROVED BY:	G. K.
			ID-604

IT IS THE RESPONSIBILITY OF THE USER TO COMPLY WITH ALL APPLICABLE REGULATIONS AND BUILDING CODE REQUIREMENTS CONCERNING THE USE OF THESE PRODUCTS.
IT IS FURTHER THE RESPONSIBILITY OF THE USER TO RESEARCH AND UNDERSTAND SAFE METHODS OF USE AND HANDLING OF THESE PRODUCTS.



1 INSUL-DECK PANELS PARALLEL TO TOP OF INTERMEDIATE CONCRETE WALL

Scale: N.T.S.

Plastbau® Technology
INSUL-DECK®

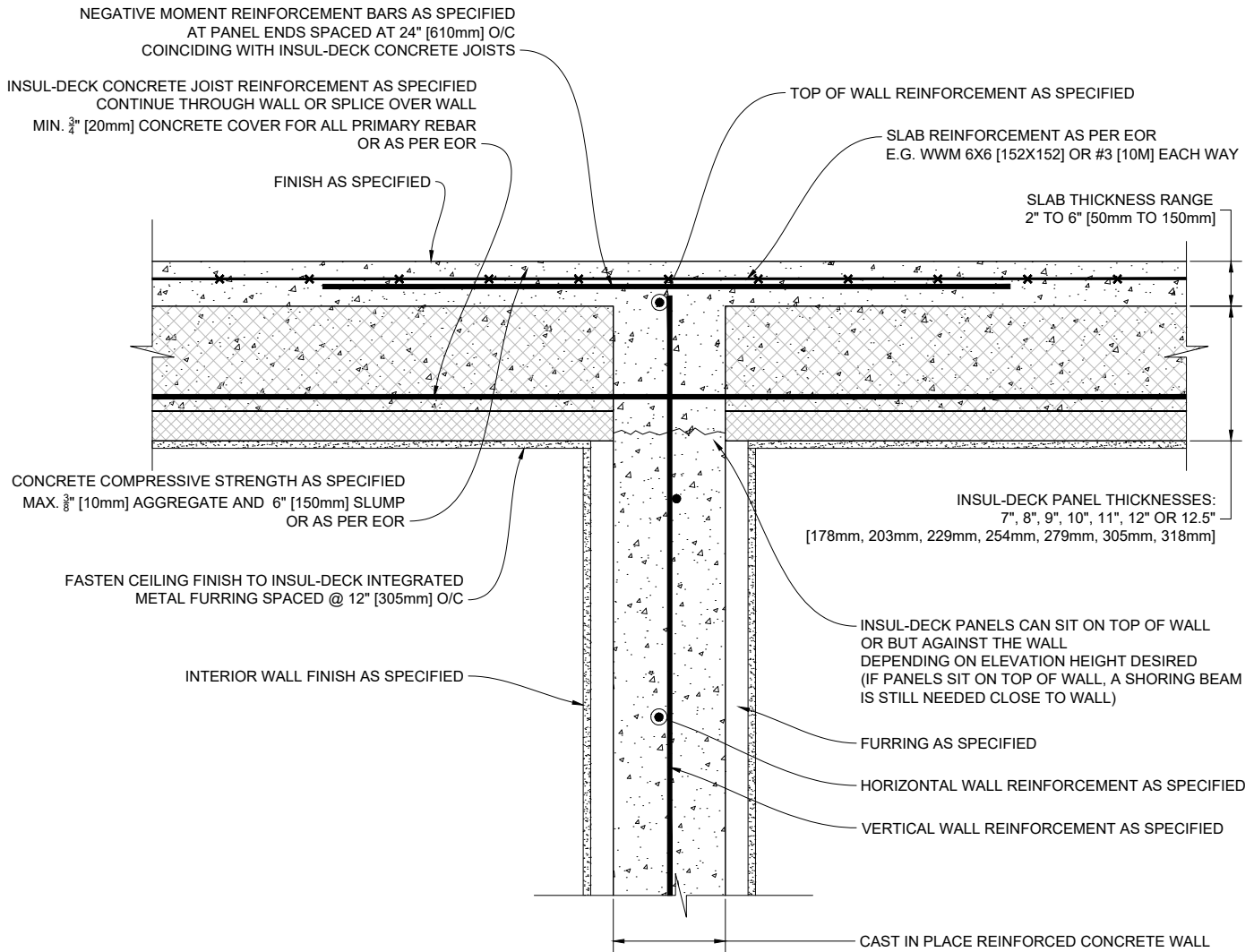
INSUL-DECK
65 Grady Knight Industrial Ct.
Villa Rica, GA 30180-2107

Phone: 800-475-6720
Fax: 727-216-7946
Email: insuldeck@insuldeck.com
Web: www.insuldeck.com

INSUL-DECK PANELS PARALLEL TO TOP OF INTERMEDIATE CONCRETE WALL

DATE DRAWN:	2017-02-15	COMMENTS:	N/A
REVISION NO.:	R2	SHEET SIZE:	8.5" x 11" [216mm x 279mm]
REVISION DATE:	2021-10-01	SCALE:	NOT TO SCALE
DRAWN BY:	TECHNICAL	APPROVED BY:	G. K.
			DRAWING NO. ID-605

IT IS THE RESPONSIBILITY OF THE USER TO COMPLY WITH ALL APPLICABLE REGULATIONS AND BUILDING CODE REQUIREMENTS CONCERNING THE USE OF THESE PRODUCTS.
IT IS FURTHER THE RESPONSIBILITY OF THE USER TO RESEARCH AND UNDERSTAND SAFE METHODS OF USE AND HANDLING OF THESE PRODUCTS.



1 INSUL-DECK PANELS PERPENDICULAR TO TOP OF INTERMEDIATE CONCRETE WALL Scale: N.T.S.

Plastbau® Technology
INSUL-DECK®

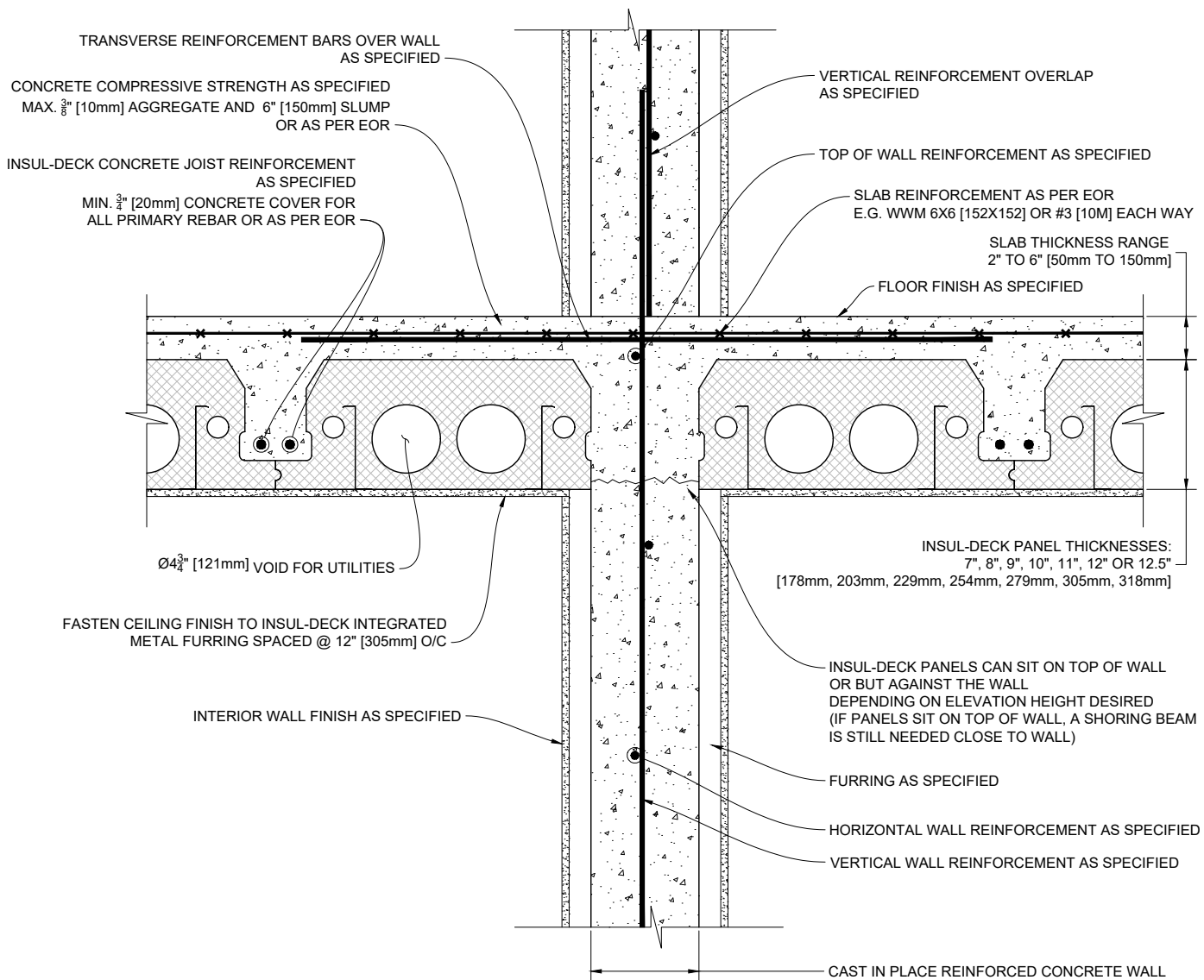
INSUL-DECK
 65 Grady Knight Industrial Ct.
 Villa Rica, GA 30180-2107

Phone: 800-475-6720
 Fax: 727-216-7946
 Email: insuldeck@insuldeck.com
 Web: www.insuldeck.com

INSUL-DECK PANELS PERPENDICULAR TOP OF INTERMEDIATE CONCRETE WALL

IT IS THE RESPONSIBILITY OF THE USER TO COMPLY WITH ALL APPLICABLE REGULATIONS AND BUILDING CODE REQUIREMENTS CONCERNING THE USE OF THESE PRODUCTS.
 IT IS FURTHER THE RESPONSIBILITY OF THE USER TO RESEARCH AND UNDERSTAND SAFE METHODS OF USE AND HANDLING OF THESE PRODUCTS.

DATE DRAWN:	2017-02-15	COMMENTS:	N/A
REVISION NO.:	R2	SHEET SIZE:	8.5" x 11" [216mm x 279mm]
REVISION DATE:	2021-10-01	SCALE:	NOT TO SCALE
DRAWN BY:	TECHNICAL	APPROVED BY:	G. K.
			DRAWING NO. ID-606



1 INSUL-DECK PANELS PARALLEL TO INTERMEDIATE CONCRETE WALL

Scale: N.T.S.

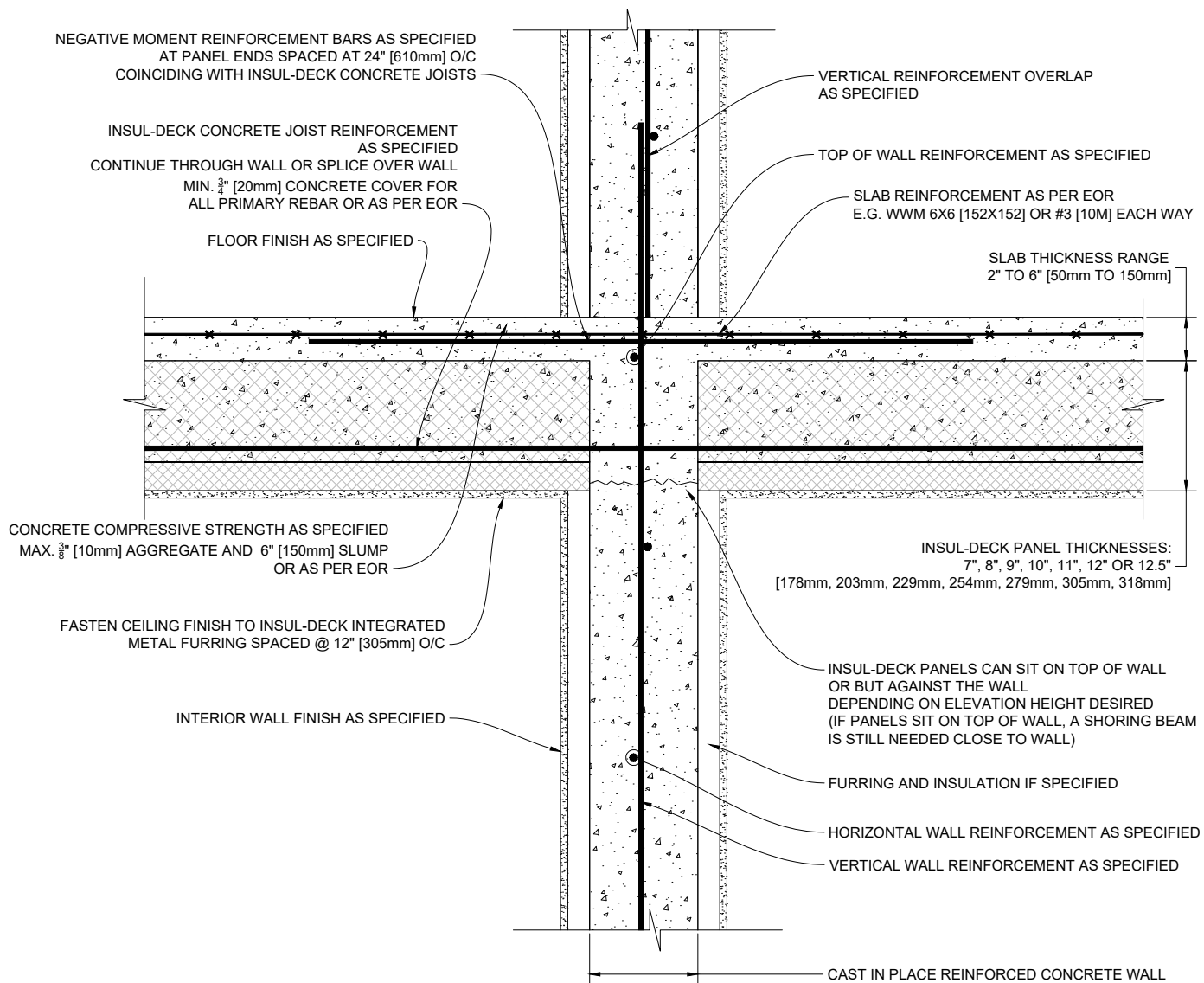
Plastbau® Technology
INSUL-DECK®

INSUL-DECK
 65 Grady Knight Industrial Ct.
 Villa Rica, GA 30180-2107
 Phone: 800-475-6720
 Fax: 727-216-7946
 Email: insuldeck@insuldeck.com
 Web: www.insuldeck.com

INSUL-DECK PANELS PARALLEL TO INTERMEDIATE CONCRETE WALL

IT IS THE RESPONSIBILITY OF THE USER TO COMPLY WITH ALL APPLICABLE REGULATIONS AND BUILDING CODE REQUIREMENTS CONCERNING THE USE OF THESE PRODUCTS.
 IT IS FURTHER THE RESPONSIBILITY OF THE USER TO RESEARCH AND UNDERSTAND SAFE METHODS OF USE AND HANDLING OF THESE PRODUCTS.

DATE DRAWN:	2017-02-15	COMMENTS:	N/A
REVISION NO.:	R2	SHEET SIZE:	8.5" x 11" [216mm x 279mm]
REVISION DATE:	2021-10-01	SCALE:	NOT TO SCALE
DRAWN BY:	TECHNICAL	APPROVED BY:	G. K.
			DRAWING NO. ID-607



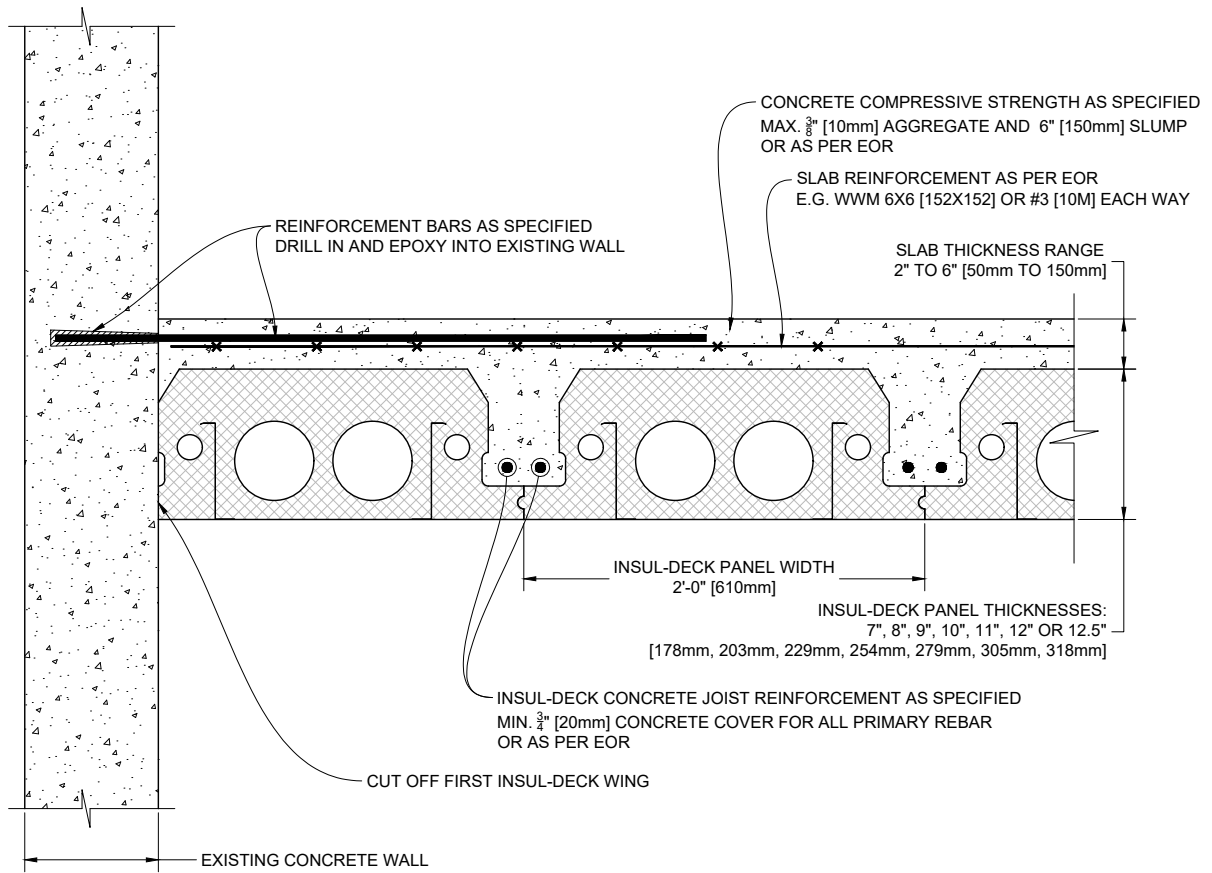
1 INSUL-DECK PANELS PERPENDICULAR TO INTERMEDIATE CONCRETE WALL Scale: N.T.S.

Plastbau® Technology
INSUL-DECK®
 INSUL-DECK
 65 Grady Knight Industrial Ct.
 Villa Rica, GA 30180-2107
 Phone: 800-475-6720
 Fax: 727-216-7946
 Email: insuldeck@insuldeck.com
 Web: www.insuldeck.com

INSUL-DECK PANELS PERPENDICULAR TO INTERMEDIATE CONCRETE WALL

IT IS THE RESPONSIBILITY OF THE USER TO COMPLY WITH ALL APPLICABLE REGULATIONS AND BUILDING CODE REQUIREMENTS CONCERNING THE USE OF THESE PRODUCTS.
 IT IS FURTHER THE RESPONSIBILITY OF THE USER TO RESEARCH AND UNDERSTAND SAFE METHODS OF USE AND HANDLING OF THESE PRODUCTS.

DATE DRAWN:	2017-02-15	COMMENTS:	N/A
REVISION NO.:	R2	SHEET SIZE:	8.5" x 11" [216mm x 279mm]
REVISION DATE:	2021-10-01	SCALE:	NOT TO SCALE
DRAWN BY:	TECHNICAL	APPROVED BY:	G. K.
			ID-608



1 INSUL-DECK PANELS PARALLEL TO EXISTING CONCRETE WALL

Scale: N.T.S.

Plastbau® Technology
INSUL-DECK®

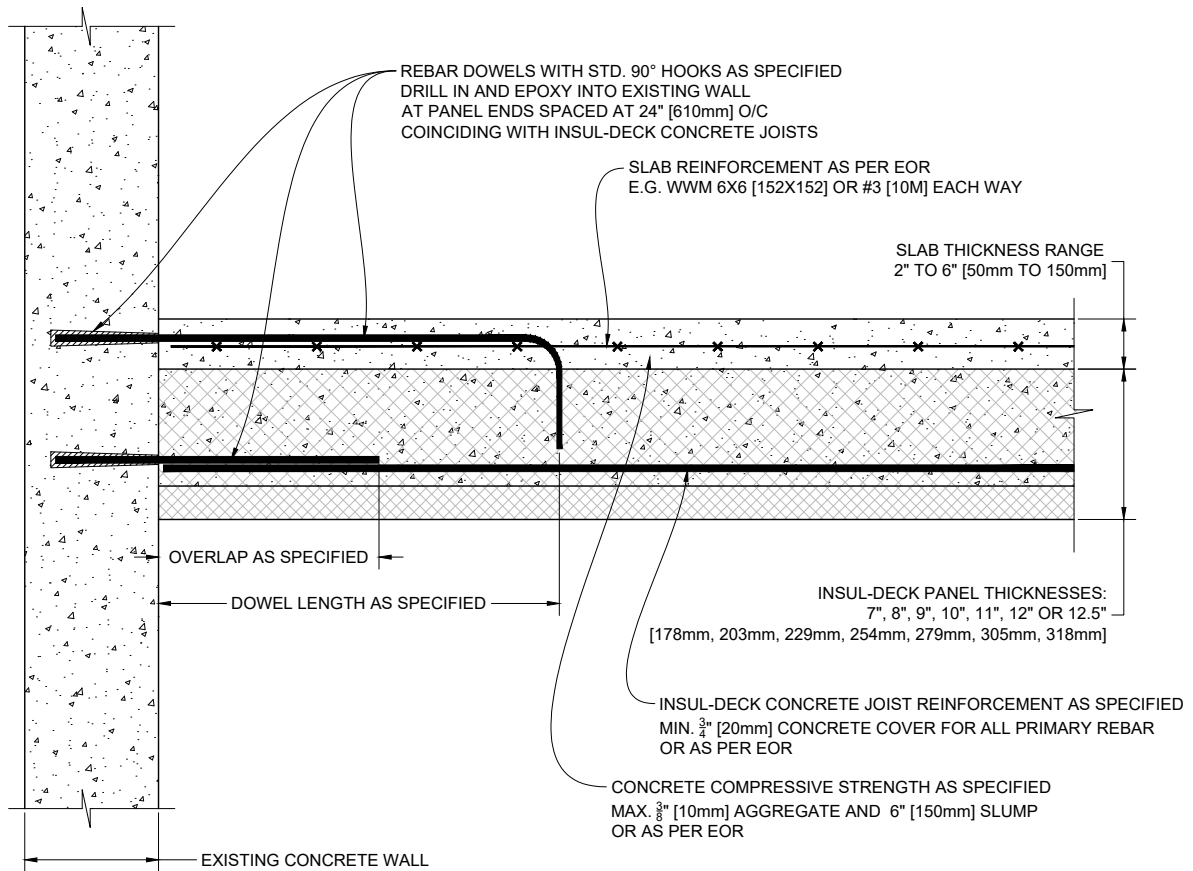
INSUL-DECK
 65 Grady Knight Industrial Ct.
 Villa Rica, GA 30180-2107

Phone: 800-475-6720
 Fax: 727-216-7946
 Email: insuldeck@insuldeck.com
 Web: www.insuldeck.com

INSUL-DECK PANELS PARALLEL TO EXISTING CONCRETE WALL

DATE DRAWN:	2017-02-15	COMMENTS:	N/A
REVISION NO.:	R2	SHEET SIZE:	8.5" x 11" [216mm x 279mm]
REVISION DATE:	2021-10-01	SCALE:	NOT TO SCALE
DRAWN BY:	TECHNICAL	APPROVED BY:	G. K.
			ID-609

IT IS THE RESPONSIBILITY OF THE USER TO COMPLY WITH ALL APPLICABLE REGULATIONS AND BUILDING CODE REQUIREMENTS CONCERNING THE USE OF THESE PRODUCTS.
 IT IS FURTHER THE RESPONSIBILITY OF THE USER TO RESEARCH AND UNDERSTAND SAFE METHODS OF USE AND HANDLING OF THESE PRODUCTS.



1 INSUL-DECK PANELS PERPENDICULAR TO EXISTING CONCRETE WALL

Scale: N.T.S.

Plastbau® Technology
INSUL-DECK®

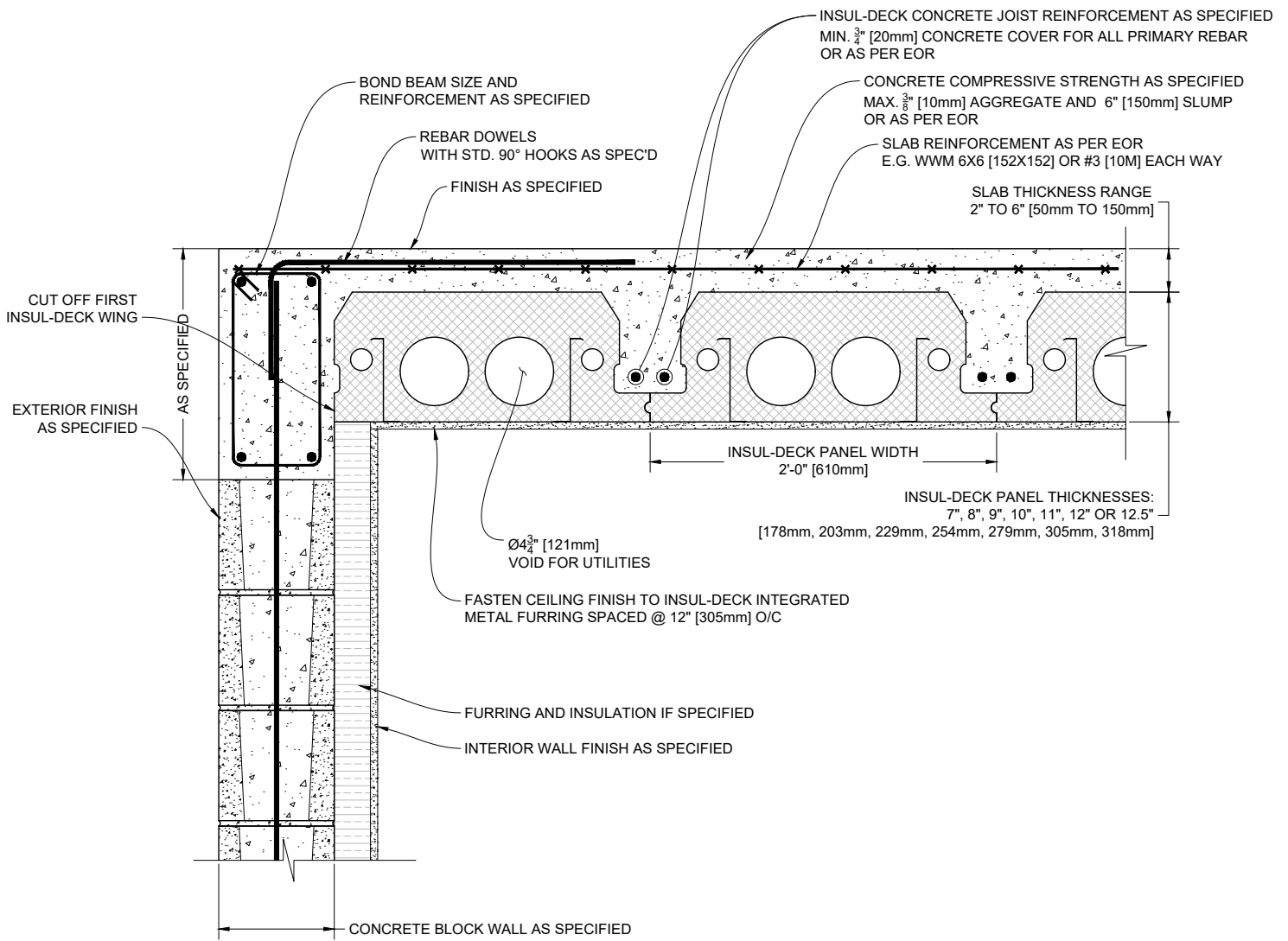
INSUL-DECK
 65 Grady Knight Industrial Ct.
 Villa Rica, GA 30180-2107

Phone: 800-475-6720
 Fax: 727-216-7946
 Email: insuldeck@insuldeck.com
 Web: www.insuldeck.com

INSUL-DECK PANELS PERPENDICULAR TO EXISTING CONCRETE WALL

DATE DRAWN:	2017-02-15	COMMENTS:	N/A
REVISION NO.:	R2	SHEET SIZE:	8.5" x 11" [216mm x 279mm]
REVISION DATE:	2021-10-01	SCALE:	NOT TO SCALE
DRAWN BY:	TECHNICAL	APPROVED BY:	G. K.
			DRAWING NO. ID-610

IT IS THE RESPONSIBILITY OF THE USER TO COMPLY WITH ALL APPLICABLE REGULATIONS AND BUILDING CODE REQUIREMENTS CONCERNING THE USE OF THESE PRODUCTS.
 IT IS FURTHER THE RESPONSIBILITY OF THE USER TO RESEARCH AND UNDERSTAND SAFE METHODS OF USE AND HANDLING OF THESE PRODUCTS.



1 INSUL-DECK PANELS PARALLEL TO TOP OF CONCRETE BLOCK WALL
Scale: N.T.S.

Plastbau® Technology
INSUL-DECK®

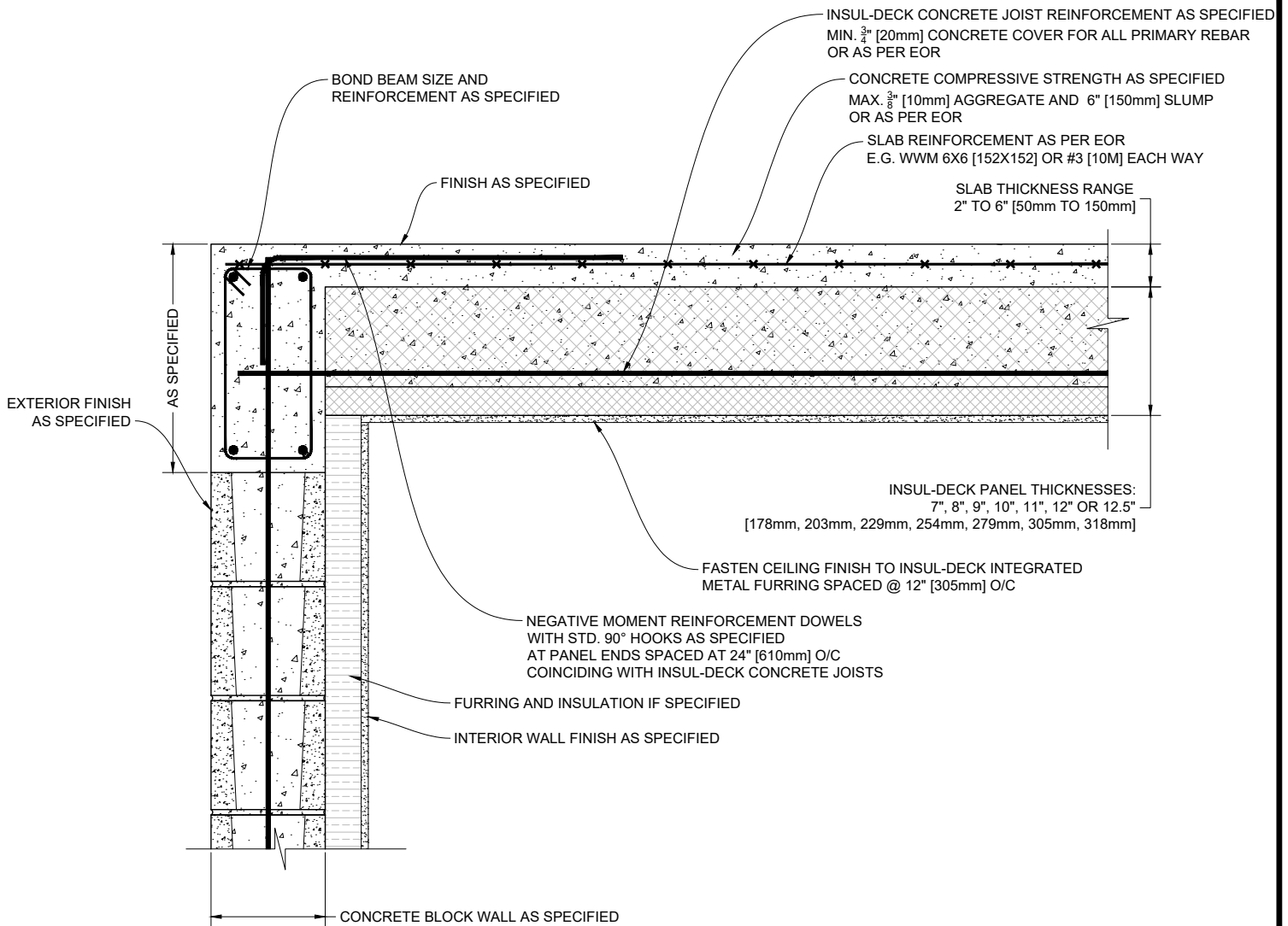
INSUL-DECK
65 Grady Knight Industrial Ct.
Villa Rica, GA 30180-2107

Phone: 800-475-6720
Fax: 727-216-7946
Email: insuldeck@insuldeck.com
Web: www.insuldeck.com

INSUL-DECK PANELS PARALLEL TO TOP OF CONCRETE BLOCK WALL

DATE DRAWN:	2017-02-15	COMMENTS:	N/A
REVISION NO.:	R2	SHEET SIZE:	8.5" x 11" [216mm x 279mm]
REVISION DATE:	2021-10-01	SCALE:	NOT TO SCALE
DRAWN BY:	TECHNICAL	APPROVED BY:	G. K.
			ID-611

IT IS THE RESPONSIBILITY OF THE USER TO COMPLY WITH ALL APPLICABLE REGULATIONS AND BUILDING CODE REQUIREMENTS CONCERNING THE USE OF THESE PRODUCTS.
IT IS FURTHER THE RESPONSIBILITY OF THE USER TO RESEARCH AND UNDERSTAND SAFE METHODS OF USE AND HANDLING OF THESE PRODUCTS.



1 INSUL-DECK PANELS PERPENDICULAR TO TOP OF CONCRETE BLOCK WALL
Scale: N.T.S.

Plastbau® Technology
INSUL-DECK®

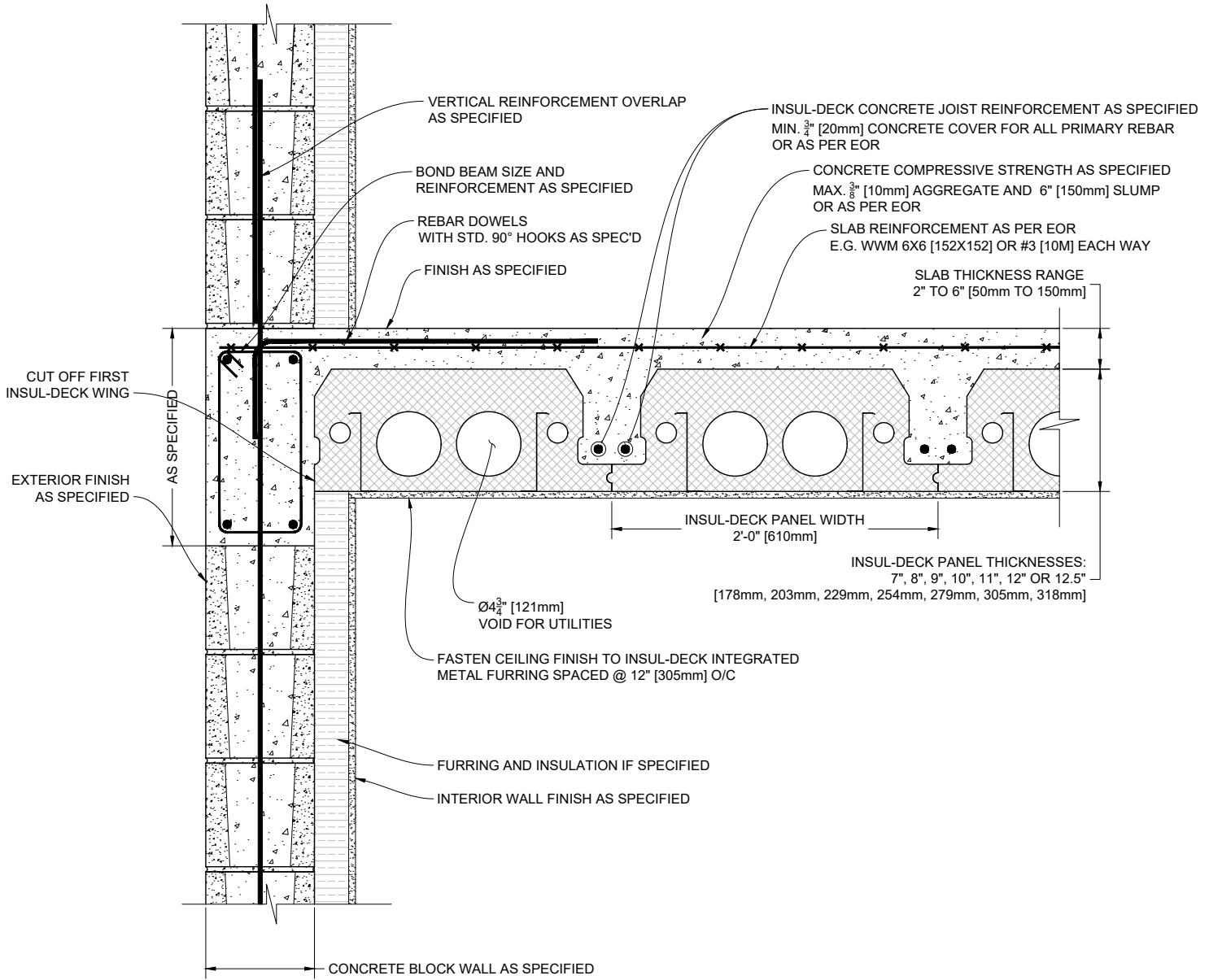
INSUL-DECK
65 Grady Knight Industrial Ct.
Villa Rica, GA 30180-2107

Phone: 800-475-6720
Fax: 727-216-7946
Email: insuldeck@insuldeck.com
Web: www.insuldeck.com

INSUL-DECK PANELS PERPENDICULAR TO TOP OF CONCRETE BLOCK WALL

DATE DRAWN:	2017-02-15	COMMENTS:	N/A
REVISION NO.:	R2	SHEET SIZE:	8.5" x 11" [216mm x 279mm]
REVISION DATE:	2021-10-01	SCALE:	NOT TO SCALE
DRAWN BY:	TECHNICAL	APPROVED BY:	G. K.
			DRAWING NO. ID-612

IT IS THE RESPONSIBILITY OF THE USER TO COMPLY WITH ALL APPLICABLE REGULATIONS AND BUILDING CODE REQUIREMENTS CONCERNING THE USE OF THESE PRODUCTS.
IT IS FURTHER THE RESPONSIBILITY OF THE USER TO RESEARCH AND UNDERSTAND SAFE METHODS OF USE AND HANDLING OF THESE PRODUCTS.



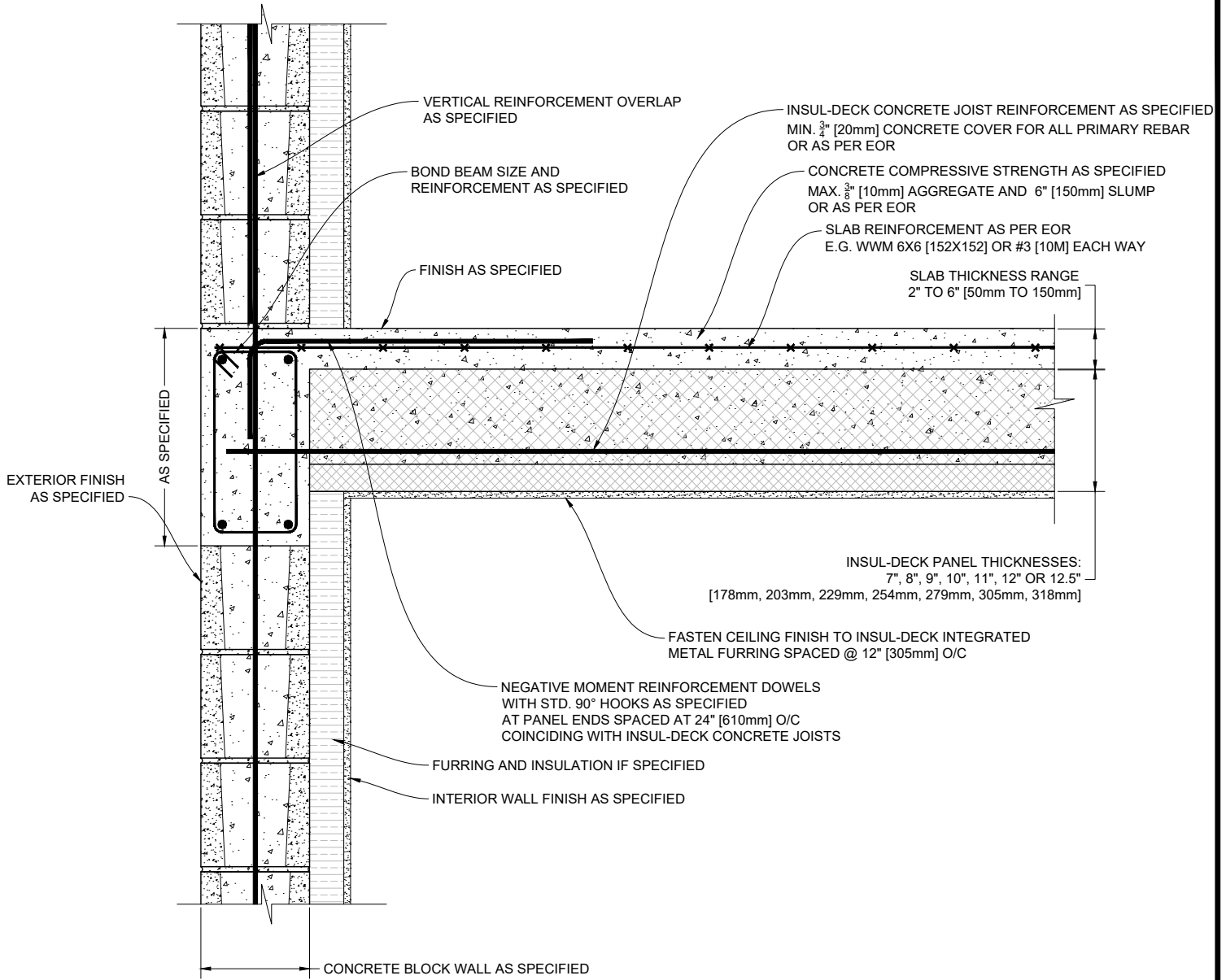
1 INSUL-DECK PANELS PARALLEL TO CONCRETE BLOCK WALL
Scale: N.T.S.

Plastbau® Technology
INSUL-DECK®
 INSUL-DECK
 65 Grady Knight Industrial Ct.
 Villa Rica, GA 30180-2107
 Phone: 800-475-6720
 Fax: 727-216-7946
 Email: insuldeck@insuldeck.com
 Web: www.insuldeck.com

INSUL-DECK PANELS PARALLEL TO CONCRETE BLOCK WALL

DATE DRAWN:	2017-02-15	COMMENTS:	N/A
REVISION NO.:	R2	SHEET SIZE:	8.5" x 11" [216mm x 279mm]
REVISION DATE:	2021-10-01	SCALE:	NOT TO SCALE
DRAWN BY:	TECHNICAL	APPROVED BY:	G. K.
			DRAWING NO. ID-613

IT IS THE RESPONSIBILITY OF THE USER TO COMPLY WITH ALL APPLICABLE REGULATIONS AND BUILDING CODE REQUIREMENTS CONCERNING THE USE OF THESE PRODUCTS.
 IT IS FURTHER THE RESPONSIBILITY OF THE USER TO RESEARCH AND UNDERSTAND SAFE METHODS OF USE AND HANDLING OF THESE PRODUCTS.



1 INSUL-DECK PANELS PERPENDICULAR TO CONCRETE BLOCK WALL

Scale: N.T.S.

Plastbau® Technology

INSUL-DECK®

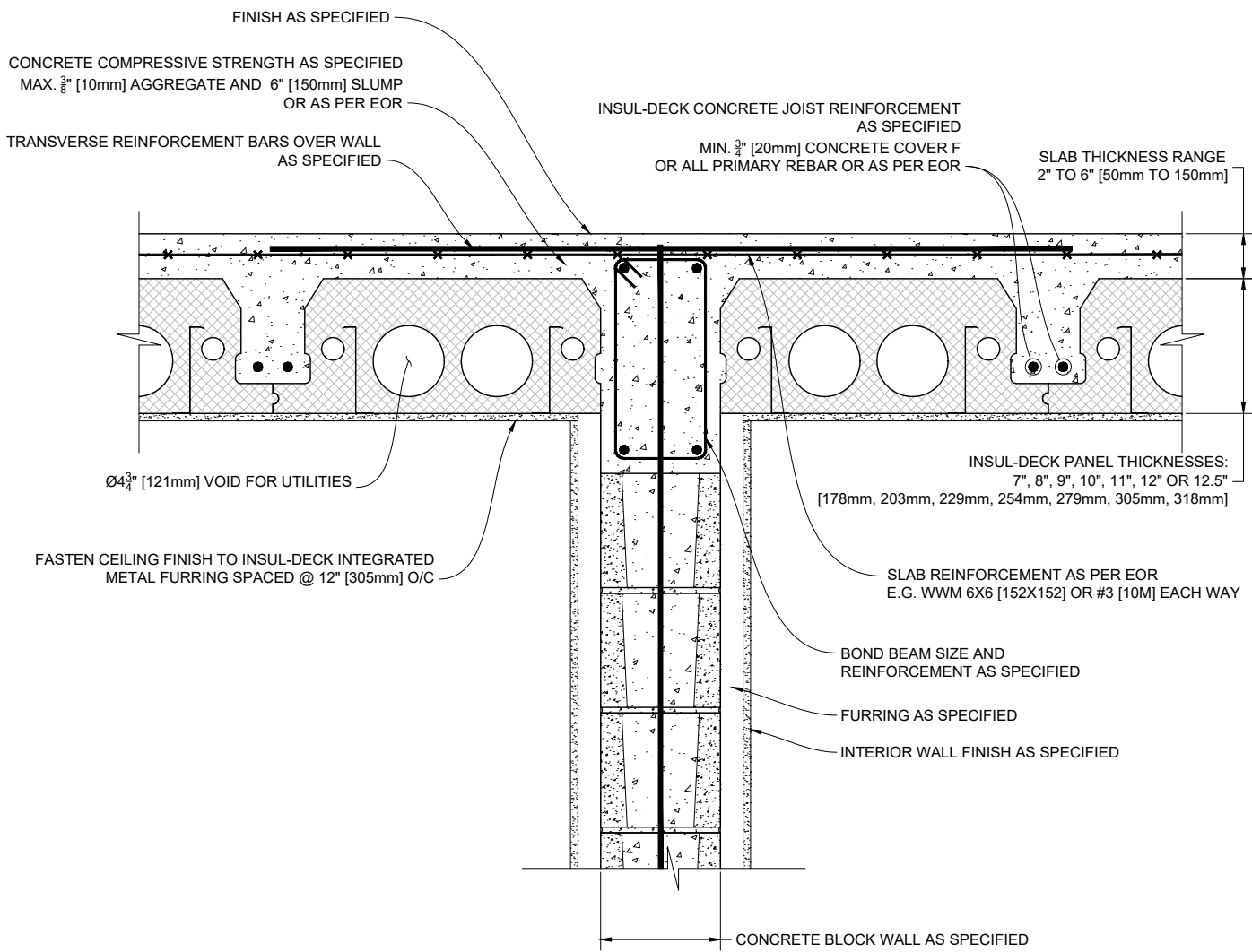
INSUL-DECK
65 Grady Knight Industrial Ct.
Villa Rica, GA 30180-2107

Phone: 800-475-6720
Fax: 727-216-7946
Email: insuldeck@insuldeck.com
Web: www.insuldeck.com

INSUL-DECK PANELS PERPENDICULAR TO CONCRETE BLOCK WALL

DATE DRAWN:	2017-02-15	COMMENTS:	N/A
REVISION NO.:	R2	SHEET SIZE:	8.5" x 11" [216mm x 279mm]
REVISION DATE:	2021-10-01	SCALE:	NOT TO SCALE
DRAWN BY:	TECHNICAL	APPROVED BY:	G. K.
			DRAWING NO. ID-614

IT IS THE RESPONSIBILITY OF THE USER TO COMPLY WITH ALL APPLICABLE REGULATIONS AND BUILDING CODE REQUIREMENTS CONCERNING THE USE OF THESE PRODUCTS.
IT IS FURTHER THE RESPONSIBILITY OF THE USER TO RESEARCH AND UNDERSTAND SAFE METHODS OF USE AND HANDLING OF THESE PRODUCTS.



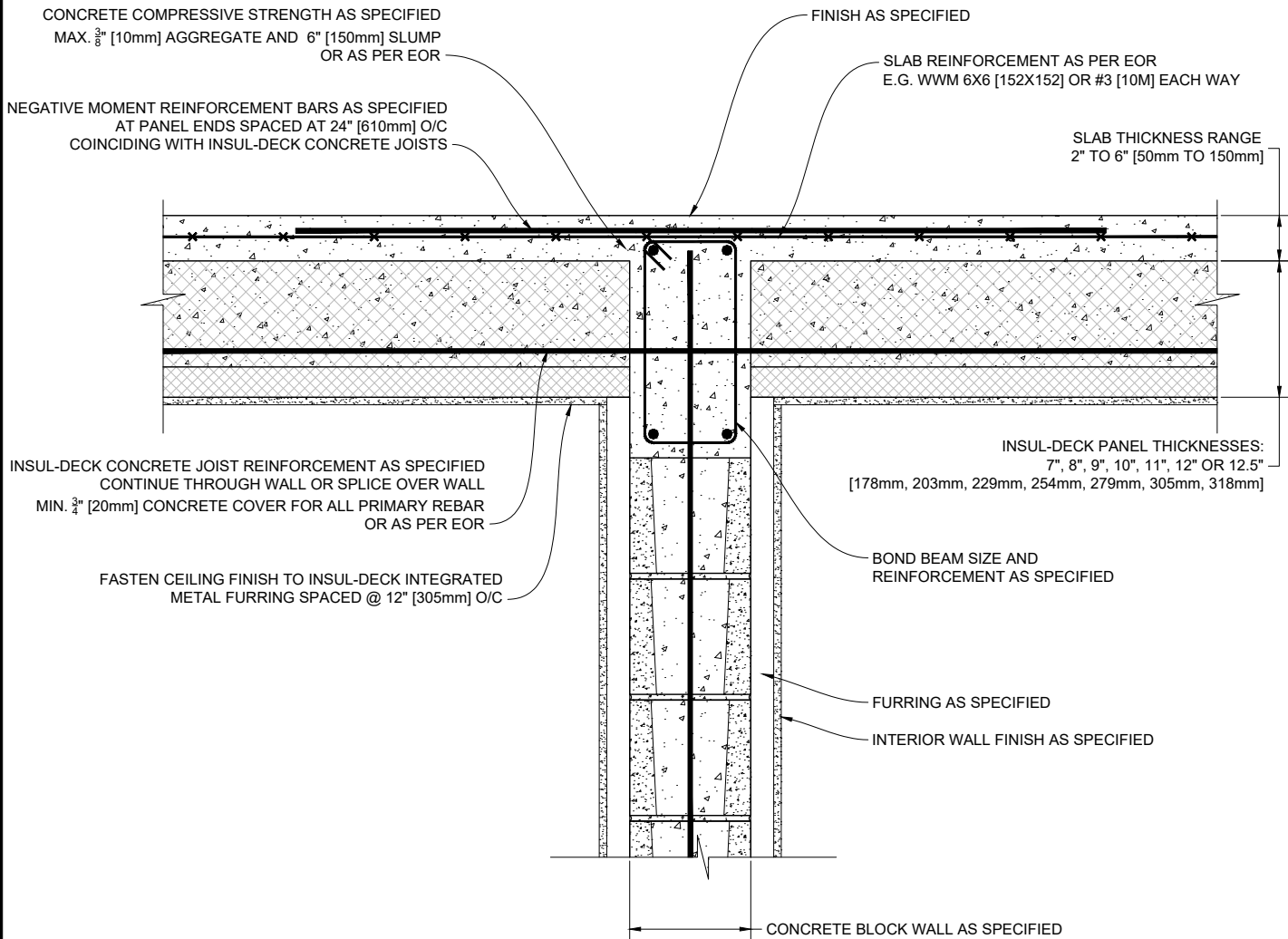
① INSUL-DECK PANELS PARALLEL TO TOP OF INTERMEDIATE CONCRETE BLOCK WALL
 Scale: N.T.S.

Plastbau® Technology
INSUL-DECK®
 INSUL-DECK
 65 Grady Knight Industrial Ct.
 Villa Rica, GA 30180-2107
 Phone: 800-475-6720
 Fax: 727-216-7946
 Email: insuldeck@insuldeck.com
 Web: www.insuldeck.com

INSUL-DECK PANELS PARALLEL TO TOP OF INTERMEDIATE CONCRETE BLOCK WALL

DATE DRAWN:	2017-02-15	COMMENTS:	N/A
REVISION NO.:	R2	SHEET SIZE:	8.5" x 11" [216mm x 279mm]
REVISION DATE:	2021-10-01	SCALE:	NOT TO SCALE
DRAWN BY:	TECHNICAL	APPROVED BY:	G. K.
			DRAWING NO. ID-615

IT IS THE RESPONSIBILITY OF THE USER TO COMPLY WITH ALL APPLICABLE REGULATIONS AND BUILDING CODE REQUIREMENTS CONCERNING THE USE OF THESE PRODUCTS.
 IT IS FURTHER THE RESPONSIBILITY OF THE USER TO RESEARCH AND UNDERSTAND SAFE METHODS OF USE AND HANDLING OF THESE PRODUCTS.



① INSUL-DECK PANELS PERPENDICULAR TO TOP OF INTERMEDIATE CONCRETE BLOCK WALL

Scale: N.T.S.

Plastbau® Technology
INSUL-DECK®

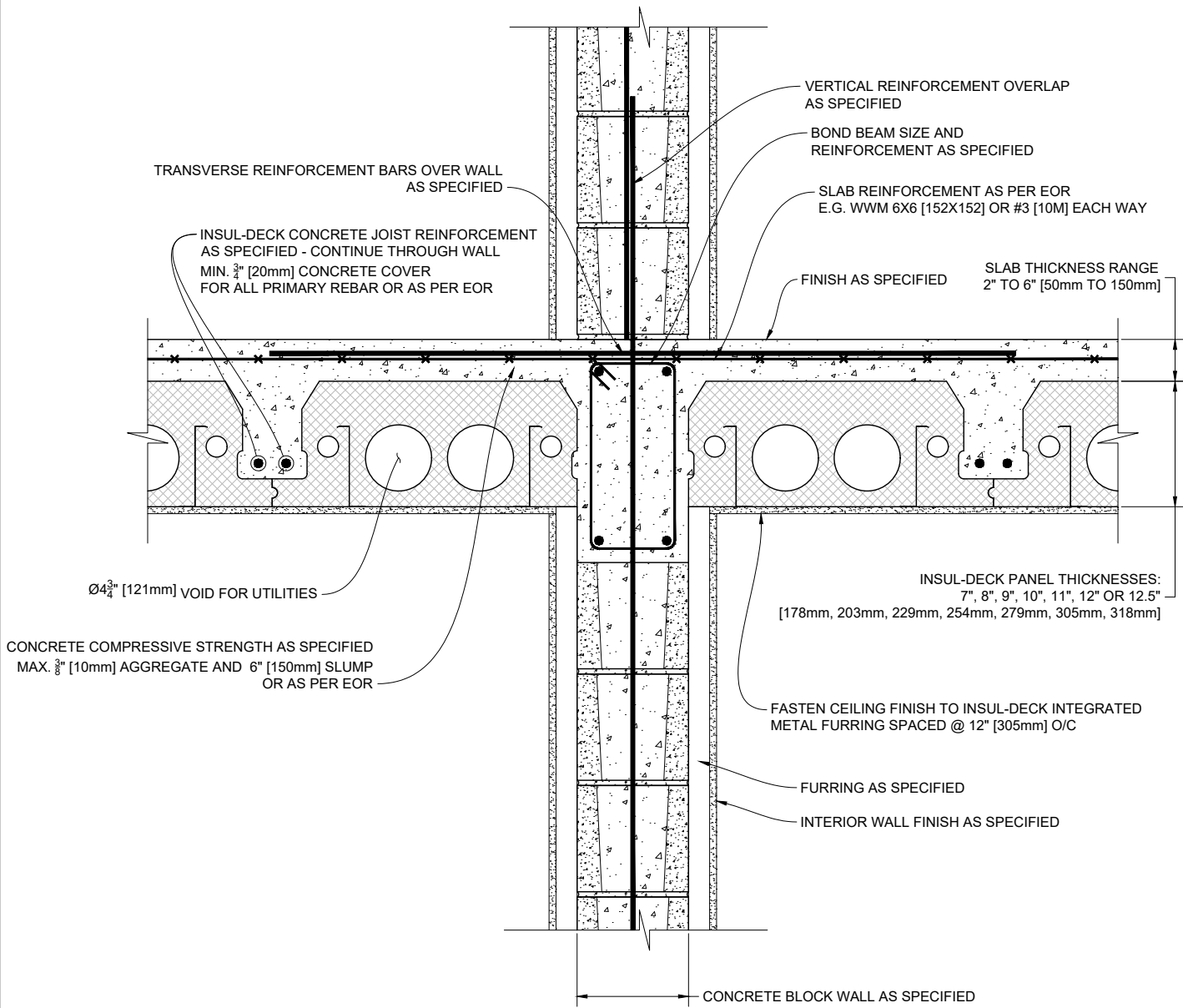
INSUL-DECK
65 Grady Knight Industrial Ct.
Villa Rica, GA 30180-2107

Phone: 800-475-6720
Fax: 727-216-7946
Email: insuldeck@insuldeck.com
Web: www.insuldeck.com

INSUL-DECK PANELS PERPENDICULAR TO TOP OF INTERMEDIATE CONCRETE BLOCK WALL

IT IS THE RESPONSIBILITY OF THE USER TO COMPLY WITH ALL APPLICABLE REGULATIONS AND BUILDING CODE REQUIREMENTS CONCERNING THE USE OF THESE PRODUCTS.
IT IS FURTHER THE RESPONSIBILITY OF THE USER TO RESEARCH AND UNDERSTAND SAFE METHODS OF USE AND HANDLING OF THESE PRODUCTS.

DATE DRAWN:	2017-02-15	COMMENTS:	N/A
REVISION NO.:	R2	SHEET SIZE:	8.5" x 11" [216mm x 279mm]
REVISION DATE:	2021-10-01	SCALE:	NOT TO SCALE
DRAWN BY:	TECHNICAL	APPROVED BY:	G. K.
			DRAWING NO. ID-616



1 INSUL-DECK PANELS PARALLEL TO INTERMEDIATE CONCRETE BLOCK WALL Scale: N.T.S.

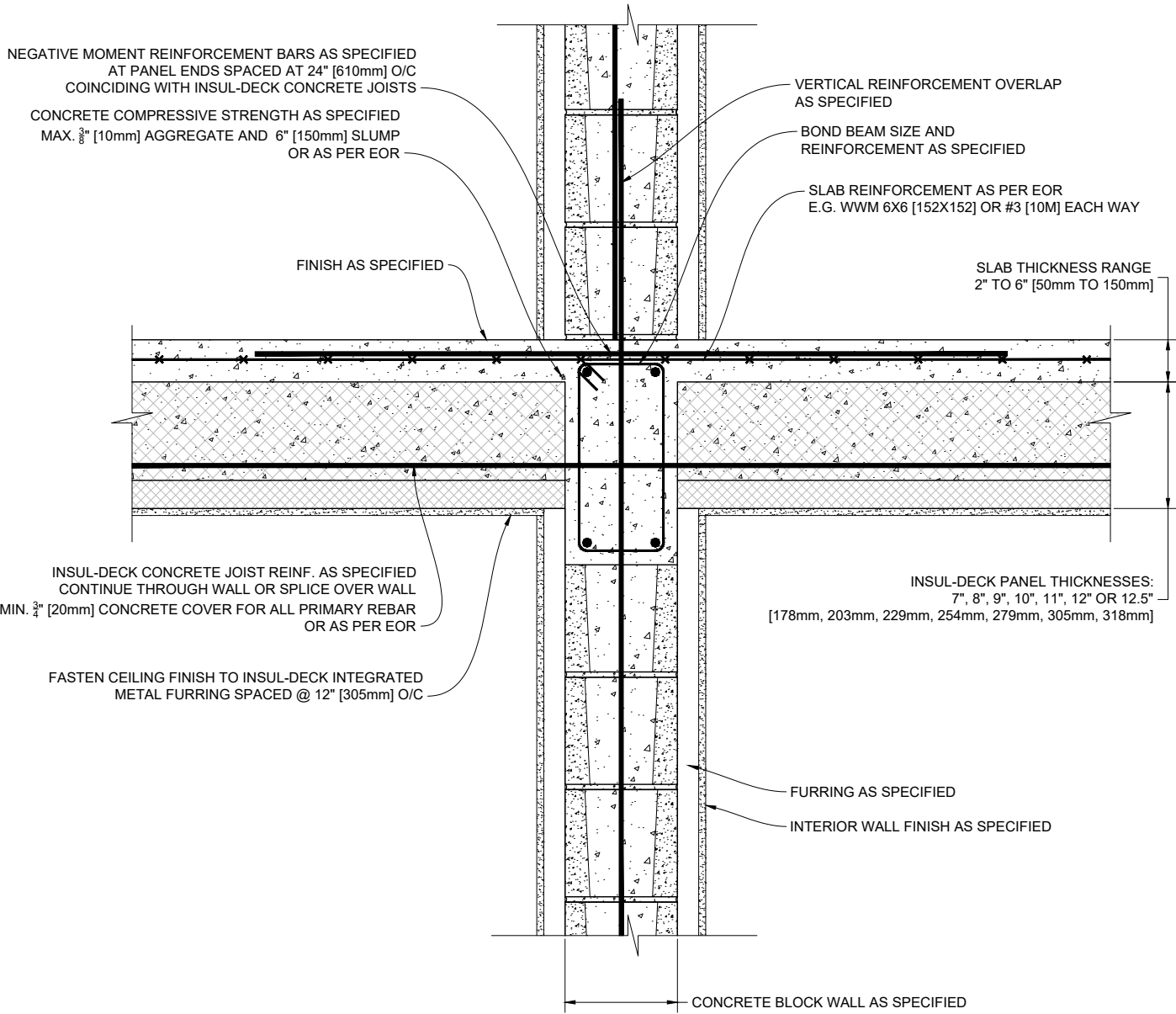
Plastbau® Technology
INSUL-DECK®

INSUL-DECK
 65 Grady Knight Industrial Ct.
 Villa Rica, GA 30180-2107
 Phone: 800-475-6720
 Fax: 727-216-7946
 Email: insuldeck@insuldeck.com
 Web: www.insuldeck.com

IT IS THE RESPONSIBILITY OF THE USER TO COMPLY WITH ALL APPLICABLE REGULATIONS AND BUILDING CODE REQUIREMENTS CONCERNING THE USE OF THESE PRODUCTS.
 IT IS FURTHER THE RESPONSIBILITY OF THE USER TO RESEARCH AND UNDERSTAND SAFE METHODS OF USE AND HANDLING OF THESE PRODUCTS.

INSUL-DECK PANELS PARALLEL TO INTERMEDIATE CONCRETE BLOCK WALL

DATE DRAWN:	2017-02-15	COMMENTS:	N/A
REVISION NO.:	R2	SHEET SIZE:	8.5" x 11" [216mm x 279mm]
REVISION DATE:	2021-10-01	SCALE:	NOT TO SCALE
DRAWN BY:	TECHNICAL	APPROVED BY:	G. K.
			ID-617



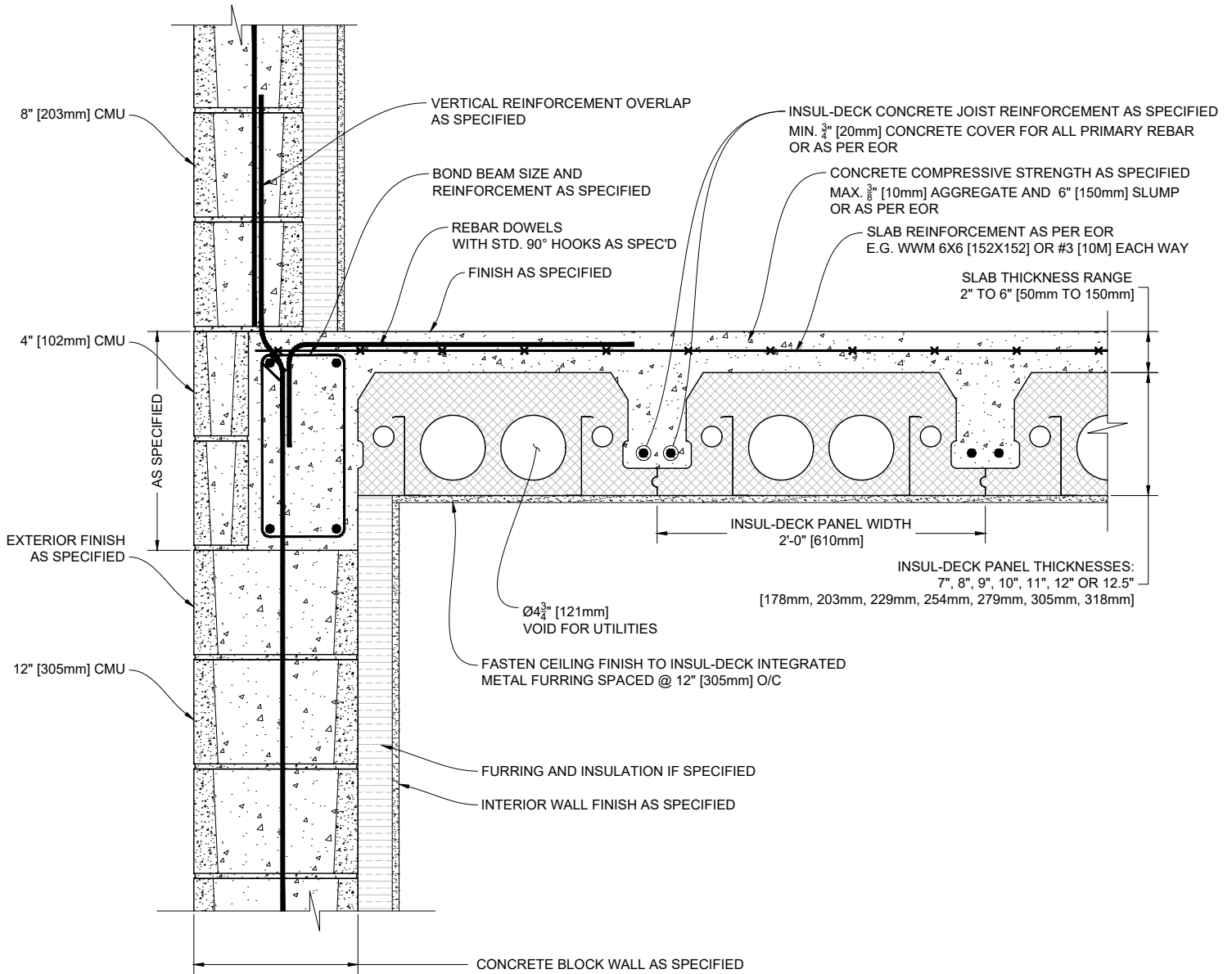
1 INSUL-DECK PANELS PERPENDICULAR TO INTERMEDIATE CONCRETE BLOCK WALL Scale: N.T.S.

Plastbau® Technology
INSUL-DECK®
 INSUL-DECK
 65 Grady Knight Industrial Ct.
 Villa Rica, GA 30180-2107
 Phone: 800-475-6720
 Fax: 727-216-7946
 Email: insuldeck@insuldeck.com
 Web: www.insuldeck.com

INSUL-DECK PANELS PERPENDICULAR TO INTERMEDIATE CONCRETE BLOCK WALL

DATE DRAWN:	2017-02-15	COMMENTS:	N/A
REVISION NO.:	R2	SHEET SIZE:	8.5" x 11" [216mm x 279mm]
REVISION DATE:	2021-10-01	SCALE:	NOT TO SCALE
DRAWN BY:	TECHNICAL	APPROVED BY:	G. K.
			DRAWING NO. ID-618

IT IS THE RESPONSIBILITY OF THE USER TO COMPLY WITH ALL APPLICABLE REGULATIONS AND BUILDING CODE REQUIREMENTS CONCERNING THE USE OF THESE PRODUCTS.
 IT IS FURTHER THE RESPONSIBILITY OF THE USER TO RESEARCH AND UNDERSTAND SAFE METHODS OF USE AND HANDLING OF THESE PRODUCTS.



1 INSUL-DECK PANELS PARALLEL TO TRANSITIONING CONCRETE BLOCK WALL

Scale: N.T.S.

Plastbau® Technology
INSUL-DECK®

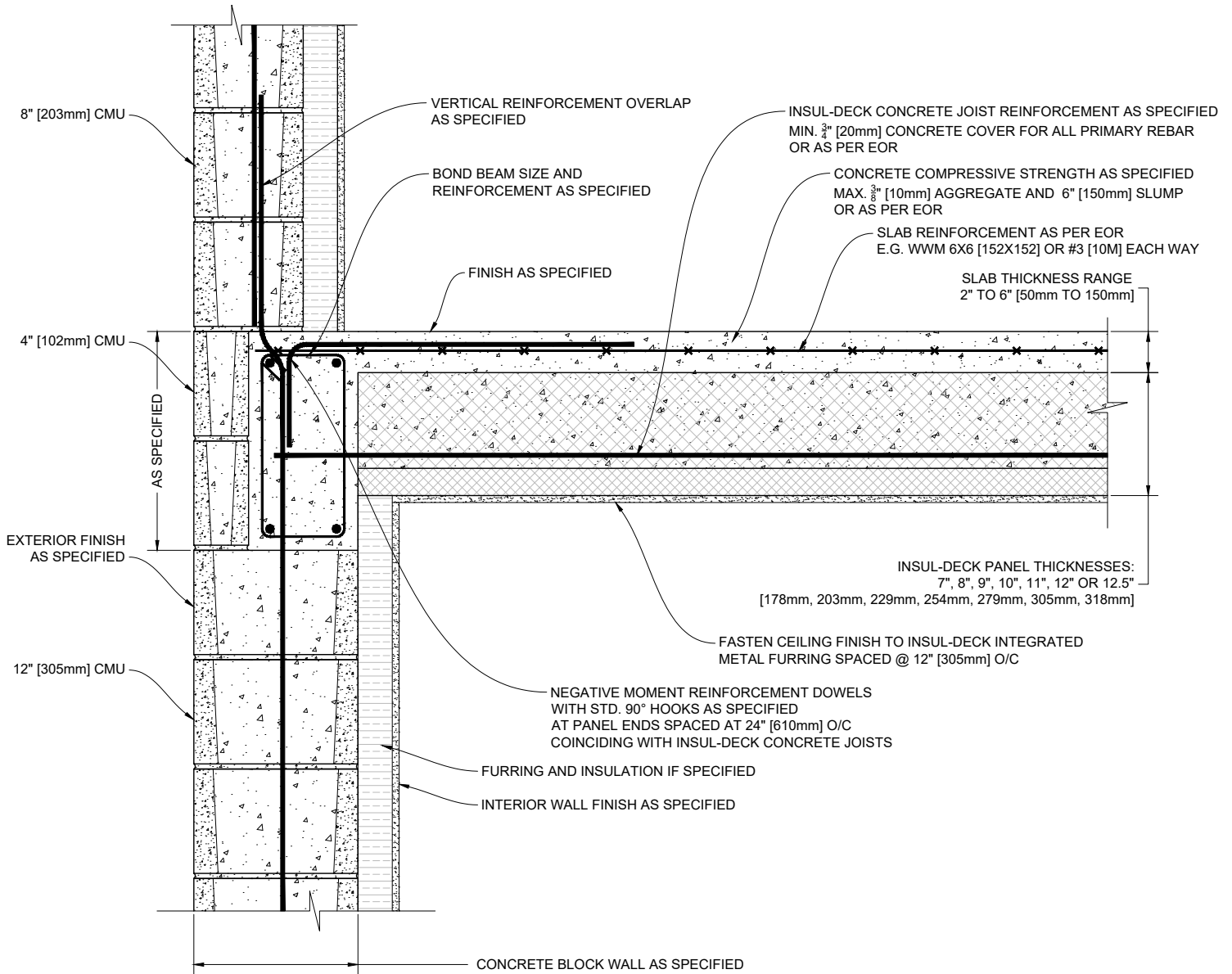
INSUL-DECK
 65 Grady Knight Industrial Ct.
 Villa Rica, GA 30180-2107

Phone: 800-475-6720
 Fax: 727-216-7946
 Email: insuldeck@insuldeck.com
 Web: www.insuldeck.com

INSUL-DECK PANELS PARALLEL TO TRANSITIONING CONCRETE BLOCK WALL

DATE DRAWN:	2017-02-15	COMMENTS:	N/A
REVISION NO.:	R2	SHEET SIZE:	8.5" x 11" [216mm x 279mm]
REVISION DATE:	2021-10-01	SCALE:	NOT TO SCALE
DRAWN BY:	TECHNICAL	APPROVED BY:	G. K.
			DRAWING NO. ID-619

IT IS THE RESPONSIBILITY OF THE USER TO COMPLY WITH ALL APPLICABLE REGULATIONS AND BUILDING CODE REQUIREMENTS CONCERNING THE USE OF THESE PRODUCTS.
 IT IS FURTHER THE RESPONSIBILITY OF THE USER TO RESEARCH AND UNDERSTAND SAFE METHODS OF USE AND HANDLING OF THESE PRODUCTS.



1 INSUL-DECK PANELS PERPENDICULAR TO TRANSITIONING CONCRETE BLOCK WALL

Scale: N.T.S.

Plastbau® Technology

INSUL-DECK®

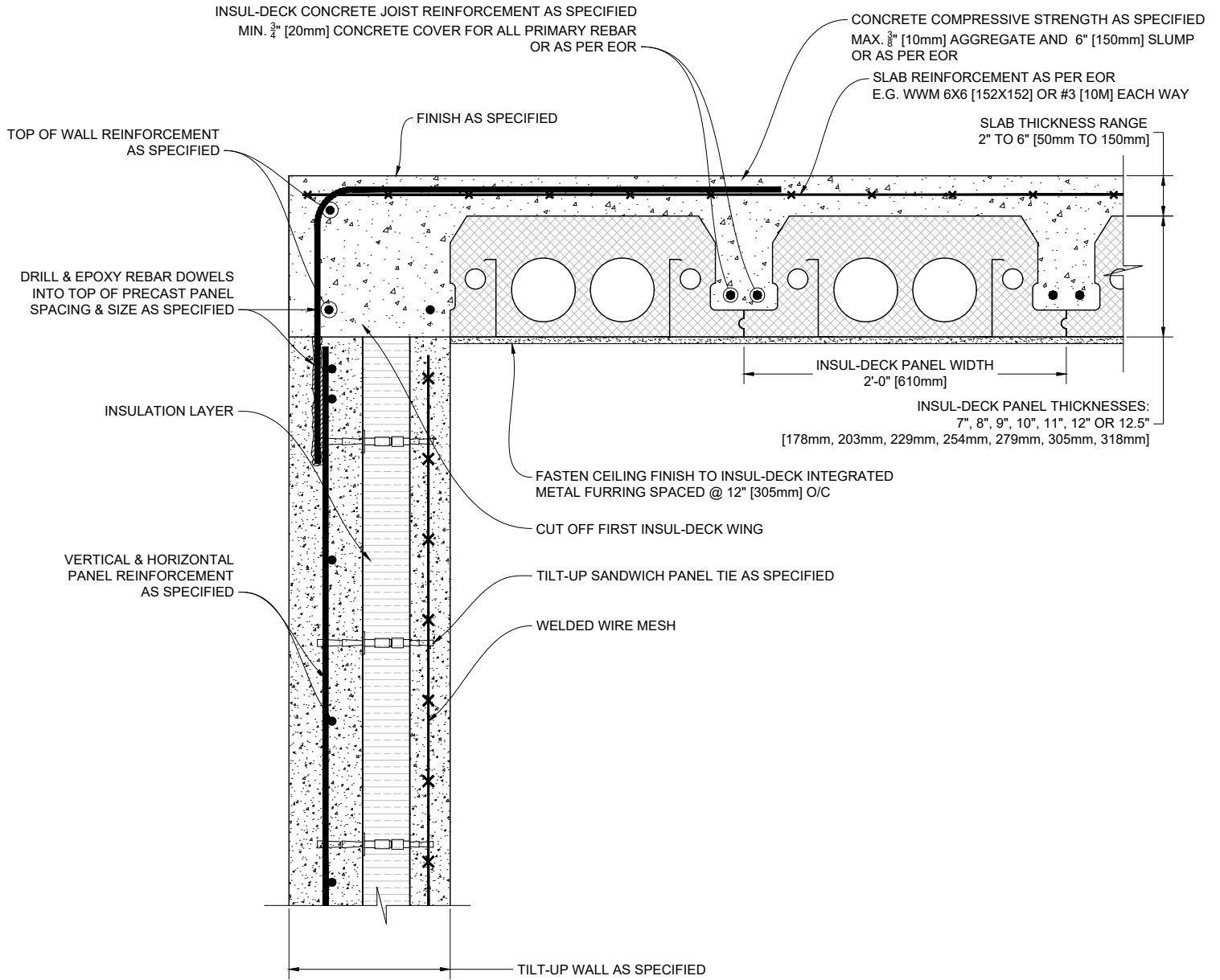
INSUL-DECK
65 Grady Knight Industrial Ct.
Villa Rica, GA 30180-2107

Phone: 800-475-6720
Fax: 727-216-7946
Email: insuldeck@insuldeck.com
Web: www.insuldeck.com

INSUL-DECK PANELS PERPENDICULAR TO TRANSITIONING CONCRETE BLOCK WALL

DATE DRAWN:	2017-02-15	COMMENTS:	N/A
REVISION NO.:	R2	SHEET SIZE:	8.5" x 11" [216mm x 279mm]
REVISION DATE:	2021-10-01	SCALE:	NOT TO SCALE
DRAWN BY:	TECHNICAL	APPROVED BY:	G. K.
			DRAWING NO. ID-620

IT IS THE RESPONSIBILITY OF THE USER TO COMPLY WITH ALL APPLICABLE REGULATIONS AND BUILDING CODE REQUIREMENTS CONCERNING THE USE OF THESE PRODUCTS.
IT IS FURTHER THE RESPONSIBILITY OF THE USER TO RESEARCH AND UNDERSTAND SAFE METHODS OF USE AND HANDLING OF THESE PRODUCTS.



1 INSUL-DECK PANELS PARALLEL TO TOP OF TILT-UP WALL
Scale: N.T.S.

Plastbau® Technology
INSUL-DECK®

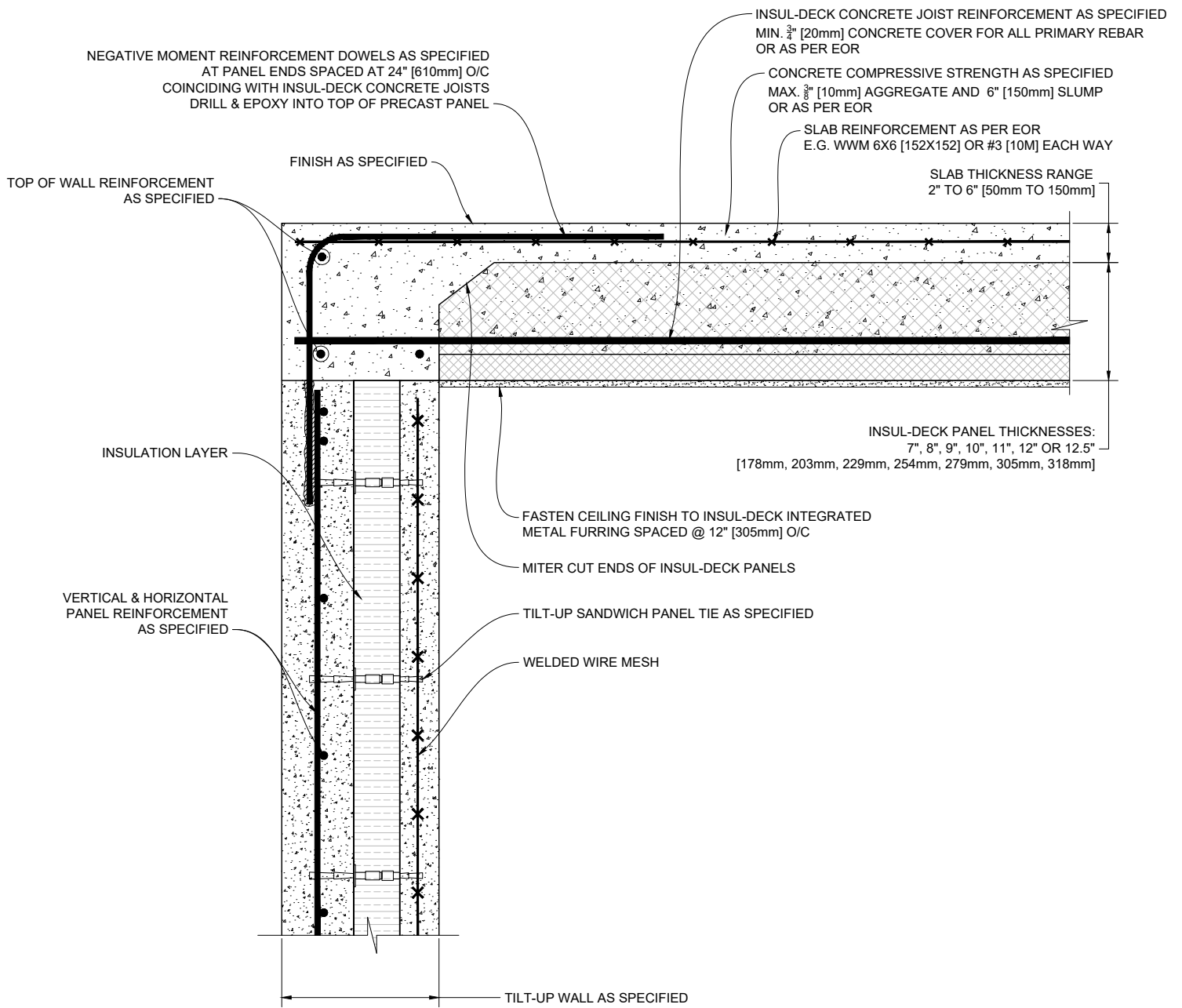
INSUL-DECK
65 Grady Knight Industrial Ct.
Villa Rica, GA 30180-2107

Phone: 800-475-6720
Fax: 727-216-7946
Email: insuldeck@insuldeck.com
Web: www.insuldeck.com

INSUL-DECK PANELS PARALLEL TO TOP OF TILT-UP WALL

IT IS THE RESPONSIBILITY OF THE USER TO COMPLY WITH ALL APPLICABLE REGULATIONS AND BUILDING CODE REQUIREMENTS CONCERNING THE USE OF THESE PRODUCTS.
IT IS FURTHER THE RESPONSIBILITY OF THE USER TO RESEARCH AND UNDERSTAND SAFE METHODS OF USE AND HANDLING OF THESE PRODUCTS.

DATE DRAWN:	2017-02-15	COMMENTS:	N/A
REVISION NO.:	R2	SHEET SIZE:	8.5" x 11" [216mm x 279mm]
REVISION DATE:	2021-10-01	SCALE:	NOT TO SCALE
DRAWN BY:	TECHNICAL	APPROVED BY:	G. K.
			ID-621



1 INSUL-DECK PANELS PERPENDICULAR TO TOP OF TILT-UP WALL Scale: N.T.S.

Plastbau® Technology
INSUL-DECK®

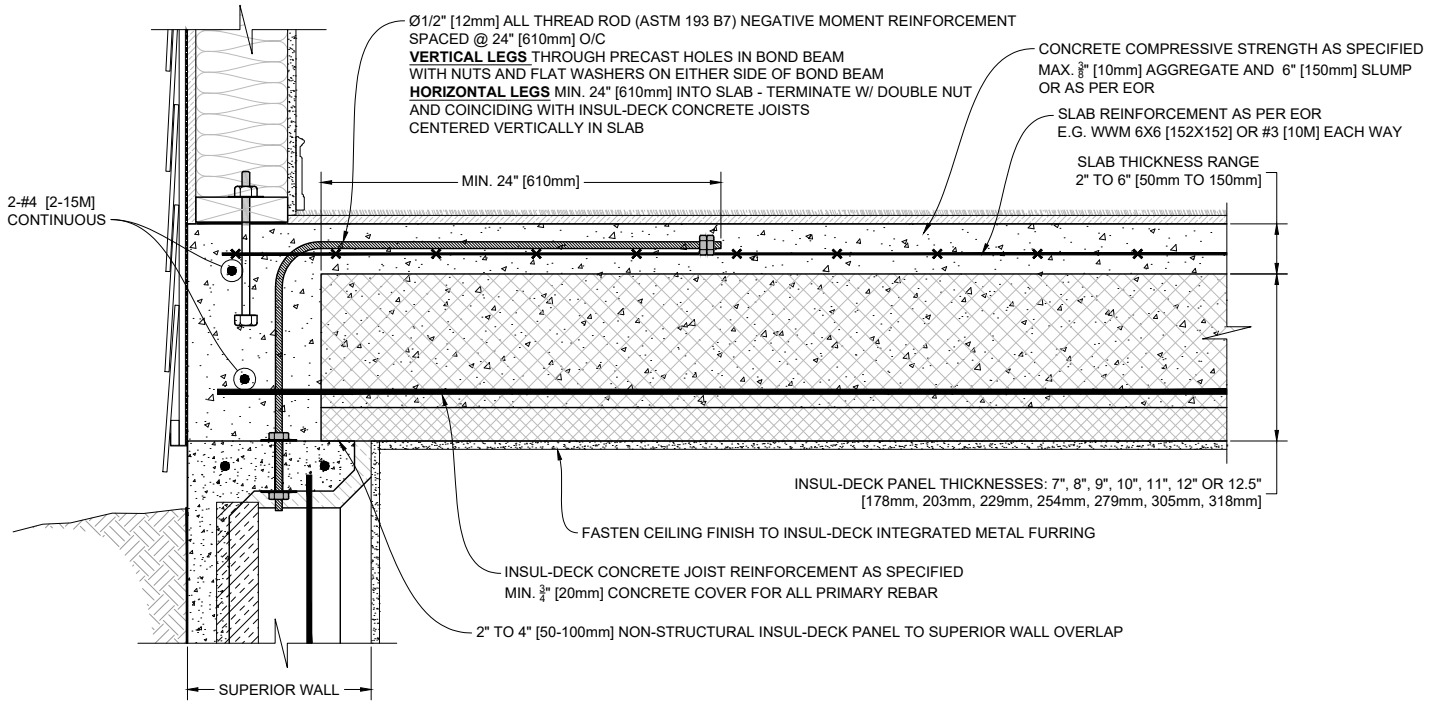
INSUL-DECK
 65 Grady Knight Industrial Ct.
 Villa Rica, GA 30180-2107

Phone: 800-475-6720
 Fax: 727-216-7946
 Email: insuldeck@insuldeck.com
 Web: www.insuldeck.com

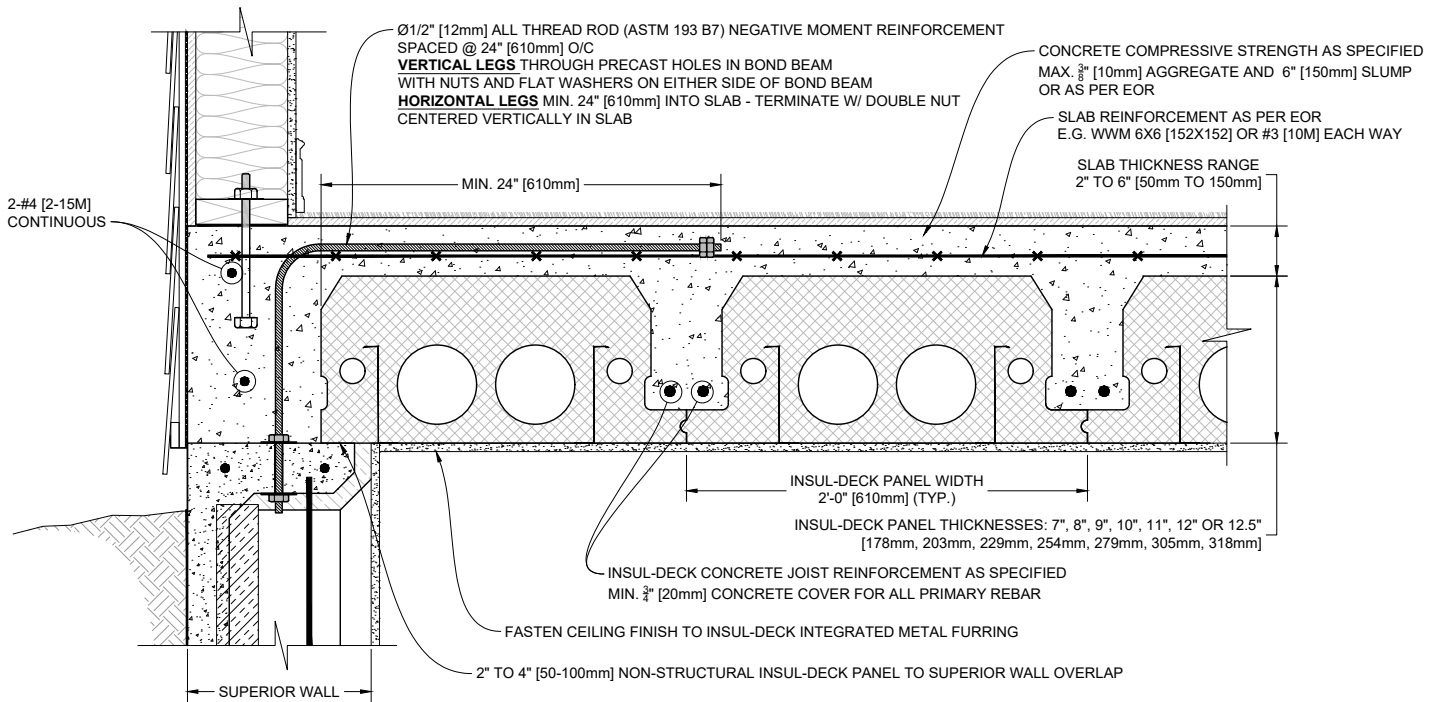
INSUL-DECK PANELS PERPENDICULAR TO TOP OF TILT-UP WALL

DATE DRAWN:	2017-02-15	COMMENTS:	N/A
REVISION NO.:	R2	SHEET SIZE:	8.5" x 11" [216mm x 279mm]
REVISION DATE:	2021-10-01	SCALE:	NOT TO SCALE
DRAWN BY:	TECHNICAL	APPROVED BY:	G. K.
			DRAWING NO. ID-622

IT IS THE RESPONSIBILITY OF THE USER TO COMPLY WITH ALL APPLICABLE REGULATIONS AND BUILDING CODE REQUIREMENTS CONCERNING THE USE OF THESE PRODUCTS.
 IT IS FURTHER THE RESPONSIBILITY OF THE USER TO RESEARCH AND UNDERSTAND SAFE METHODS OF USE AND HANDLING OF THESE PRODUCTS.



1 INSUL-DECK PERPENDICULAR TO SPC WALL
Scale: N.T.S.



2 INSUL-DECK PARALLEL TO SPC WALL
Scale: N.T.S.

Plastbau® Technology
INSUL-DECK®

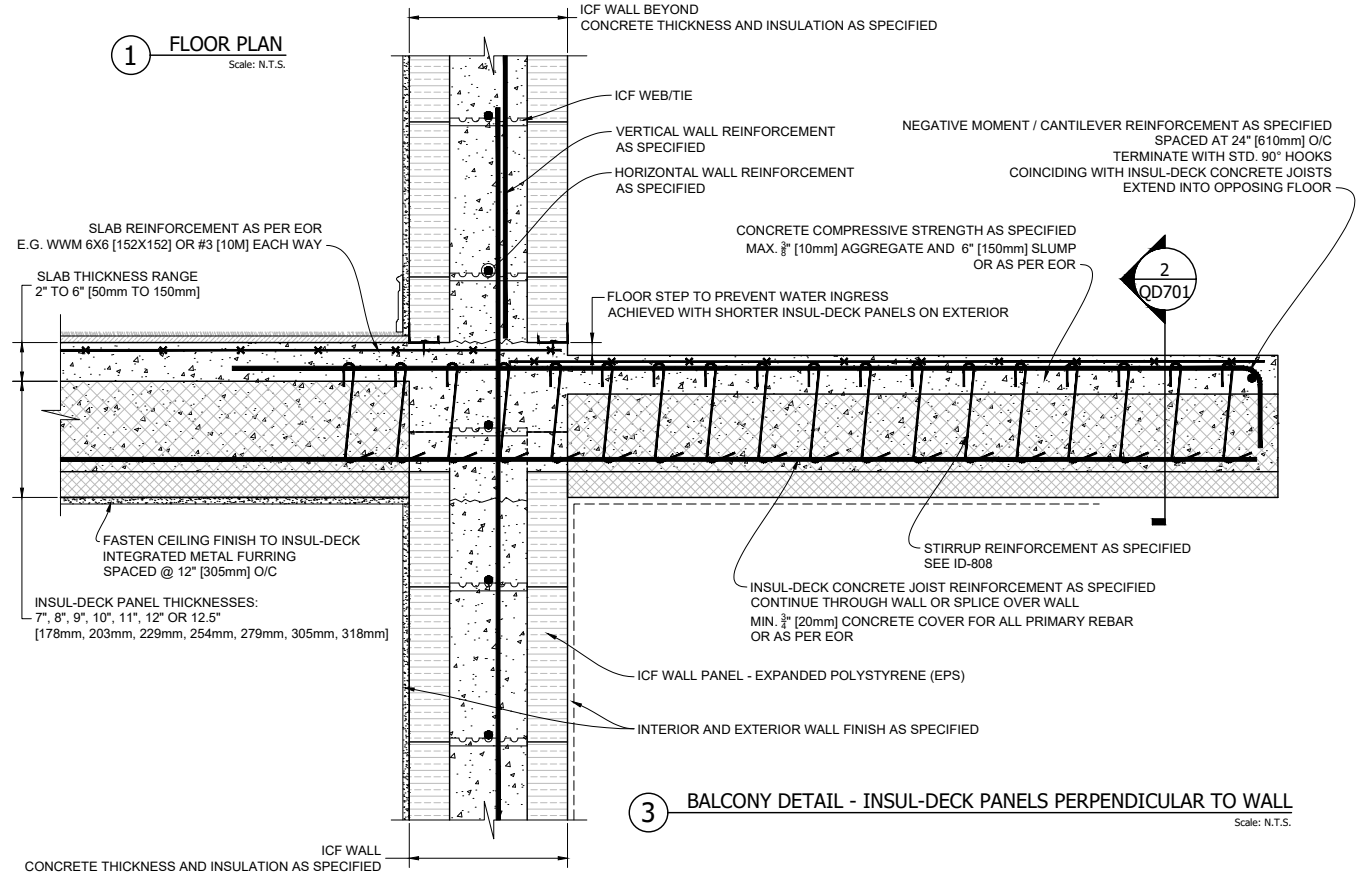
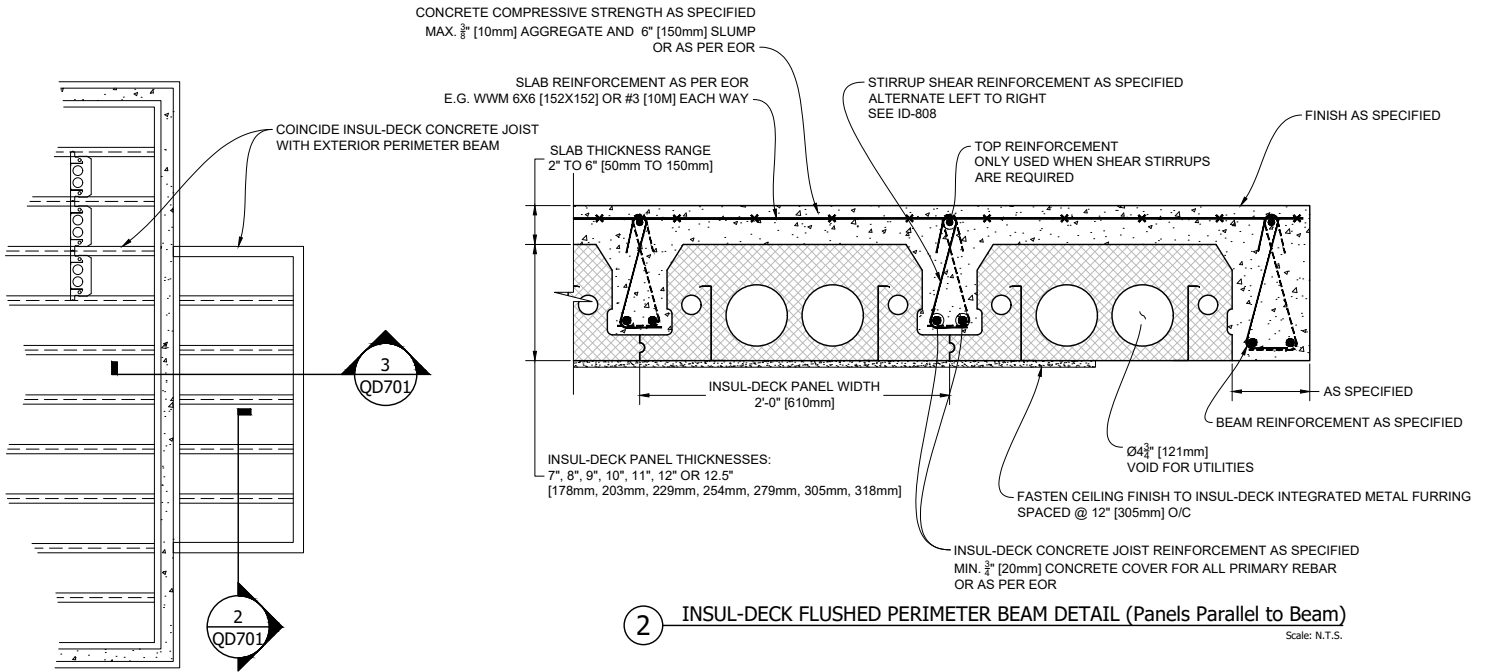
INSUL-DECK
65 Grady Knight Industrial Ct.
Villa Rica, GA 30180-2107

Phone: 800-475-6720
Fax: 727-216-7946
Email: insuldeck@insuldeck.com
Web: www.insuldeck.com

INSUL-DECK TO SUPERIOR PRECAST WALL

DATE DRAWN:	2017-02-15	COMMENTS:	N/A
REVISION NO.:	R2	SHEET SIZE:	8.5" x 11" [216mm x 279mm]
REVISION DATE:	2021-10-01	SCALE:	NOT TO SCALE
DRAWN BY:	TECHNICAL	APPROVED BY:	G. K.
			DRAWING NO. ID-623

IT IS THE RESPONSIBILITY OF THE USER TO COMPLY WITH ALL APPLICABLE REGULATIONS AND BUILDING CODE REQUIREMENTS CONCERNING THE USE OF THESE PRODUCTS.
IT IS FURTHER THE RESPONSIBILITY OF THE USER TO RESEARCH AND UNDERSTAND SAFE METHODS OF USE AND HANDLING OF THESE PRODUCTS.



Plastbau® Technology
INSUL-DECK®

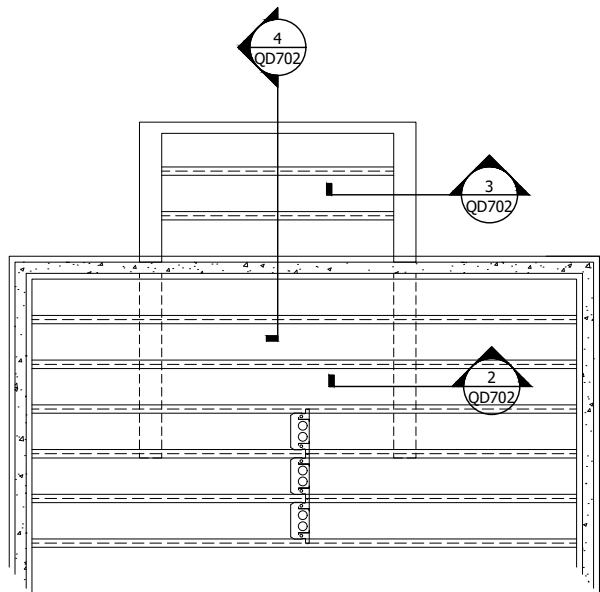
INSUL-DECK
65 Grady Knight Industrial Ct.
Villa Rica, GA 30180-2107

Phone: 800-475-6720
Fax: 727-216-7946
Email: insuldeck@insuldeck.com
Web: www.insuldeck.com

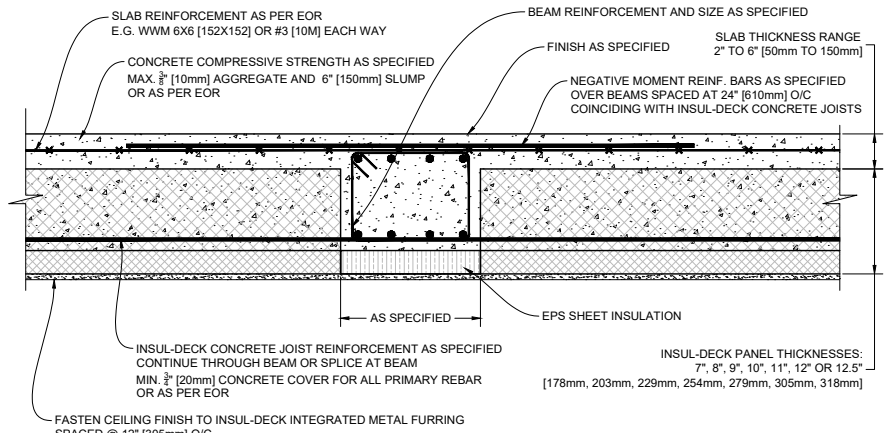
BALCONY CANTILEVER: INSUL-DECK PERPENDICULAR TO WALL

DATE DRAWN:	2017-02-15	COMMENTS:	N/A
REVISION NO.:	R2	SHEET SIZE:	8.5" x 11" [216mm x 279mm]
REVISION DATE:	2021-10-01	SCALE:	NOT TO SCALE
DRAWN BY:	TECHNICAL	APPROVED BY:	G. K.
			DRAWING NO. ID-701

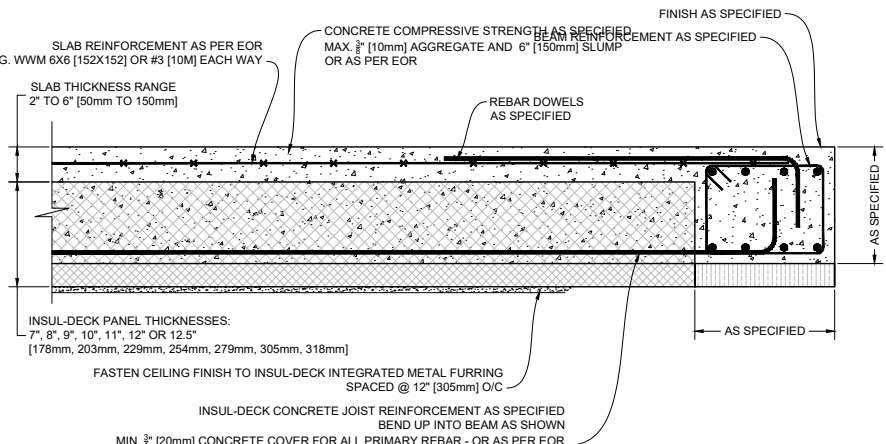
IT IS THE RESPONSIBILITY OF THE USER TO COMPLY WITH ALL APPLICABLE REGULATIONS AND BUILDING CODE REQUIREMENTS CONCERNING THE USE OF THESE PRODUCTS.
IT IS FURTHER THE RESPONSIBILITY OF THE USER TO RESEARCH AND UNDERSTAND SAFE METHODS OF USE AND HANDLING OF THESE PRODUCTS.



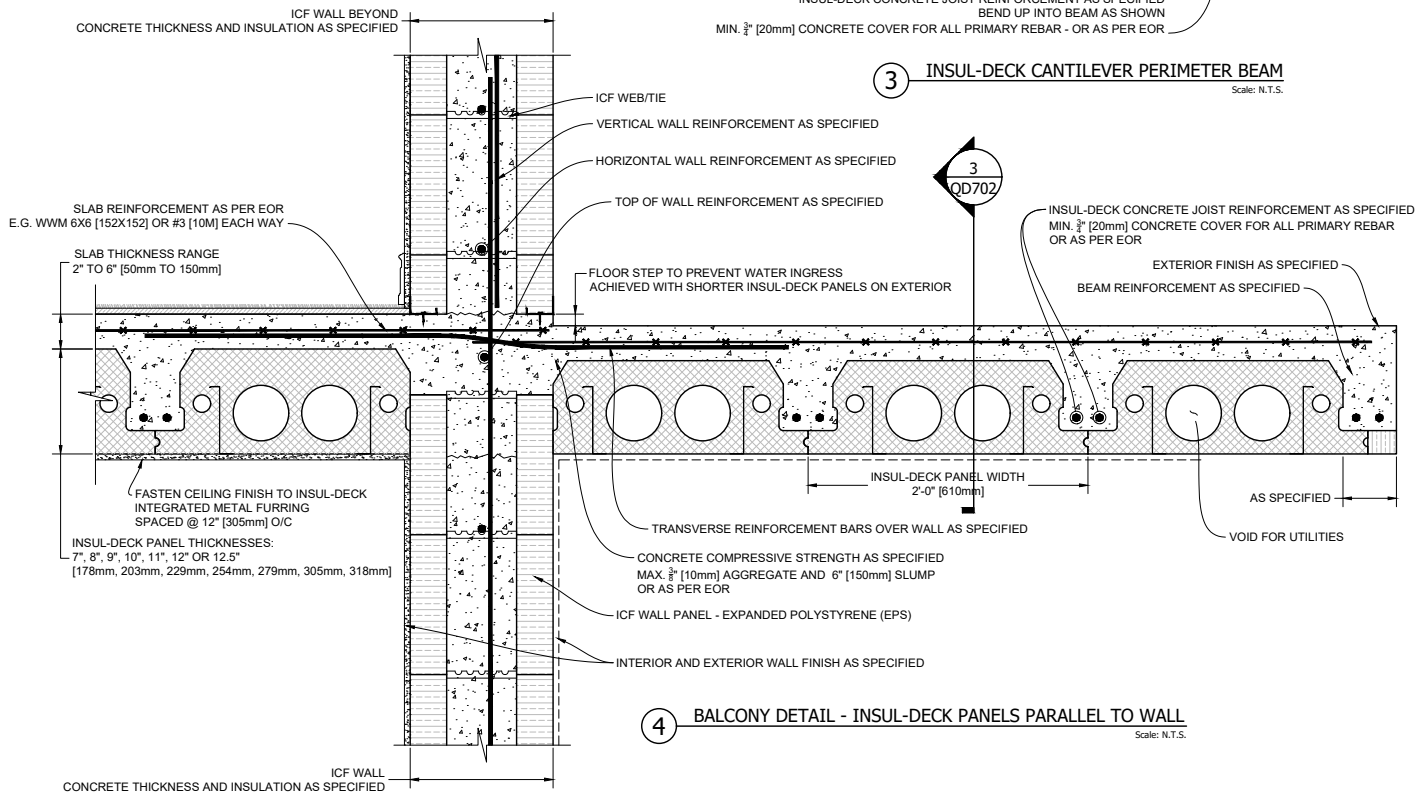
1 FLOOR PLAN
Scale: N.T.S.



2 CANTILEVER COUNTERBALANCE BEAM
Scale: N.T.S.



3 INSUL-DECK CANTILEVER PERIMETER BEAM
Scale: N.T.S.



4 BALCONY DETAIL - INSUL-DECK PANELS PARALLEL TO WALL
Scale: N.T.S.

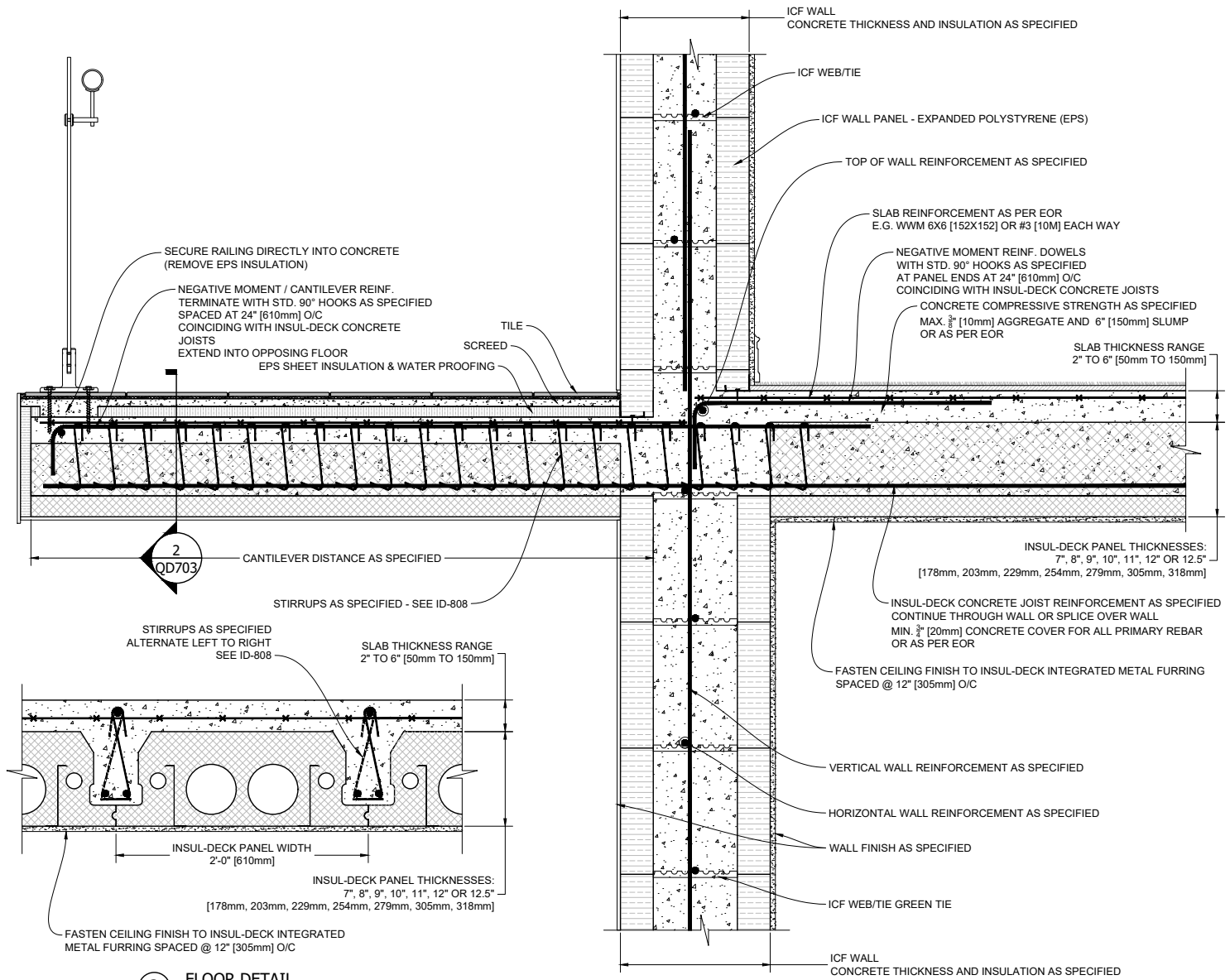
Plastbau® Technology
INSUL-DECK®

INSUL-DECK
65 Grady Knight Industrial Ct.
Villa Rica, GA 30180-2107
Phone: 800-475-6720
Fax: 727-216-7946
Email: insuldeck@insuldeck.com
Web: www.insuldeck.com

BALCONY CANTILEVER: INSUL-DECK PARALLEL TO WALL

DATE DRAWN:	2017-02-15	COMMENTS:	N/A
REVISION NO.:	R2	SHEET SIZE:	8.5" x 11" [216mm x 279mm]
REVISION DATE:	2021-10-01	SCALE:	NOT TO SCALE
DRAWN BY:	TECHNICAL	APPROVED BY:	G. K.
			ID-702

IT IS THE RESPONSIBILITY OF THE USER TO COMPLY WITH ALL APPLICABLE REGULATIONS AND BUILDING CODE REQUIREMENTS CONCERNING THE USE OF THESE PRODUCTS.
IT IS FURTHER THE RESPONSIBILITY OF THE USER TO RESEARCH AND UNDERSTAND SAFE METHODS OF USE AND HANDLING OF THESE PRODUCTS.



Plastbau® Technology
INSUL-DECK®

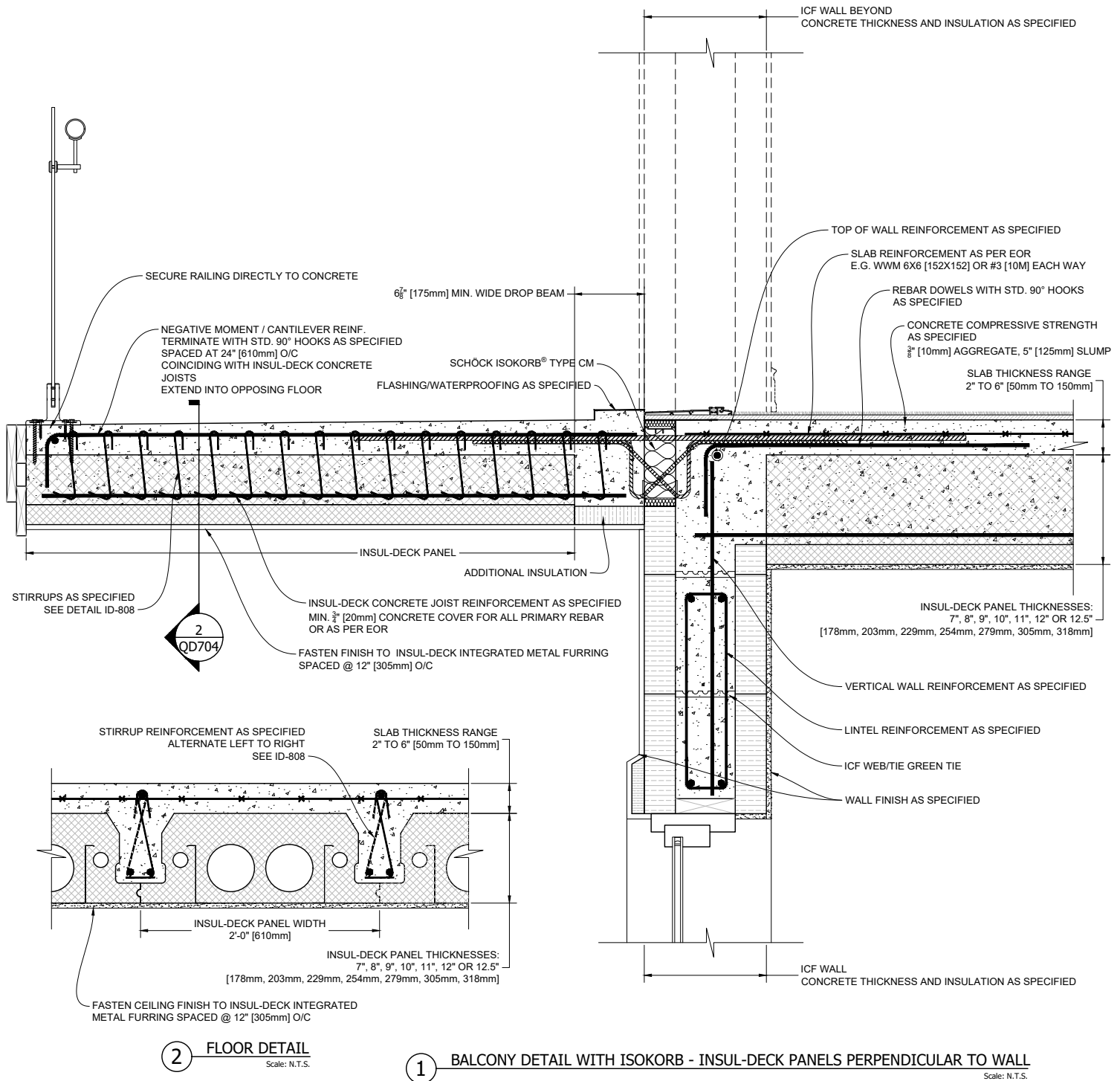
INSUL-DECK
 65 Grady Knight Industrial Ct.
 Villa Rica, GA 30180-2107

Phone: 800-475-6720
 Fax: 727-216-7946
 Email: insuldeck@insuldeck.com
 Web: www.insuldeck.com

IT IS THE RESPONSIBILITY OF THE USER TO COMPLY WITH ALL APPLICABLE REGULATIONS AND BUILDING CODE REQUIREMENTS CONCERNING THE USE OF THESE PRODUCTS.
 IT IS FURTHER THE RESPONSIBILITY OF THE USER TO RESEARCH AND UNDERSTAND SAFE METHODS OF USE AND HANDLING OF THESE PRODUCTS.

INSULATED BALCONY - INSUL-DECK PANELS PERPENDICULAR TO WALL

DATE DRAWN:	2017-02-15	COMMENTS:	N/A
REVISION NO.:	R2	SHEET SIZE:	8.5" x 11" [216mm x 279mm]
REVISION DATE:	2021-10-01	SCALE:	NOT TO SCALE
DRAWN BY:	TECHNICAL	APPROVED BY:	G. K.
			ID-703



Plastbau® Technology
INSUL-DECK®

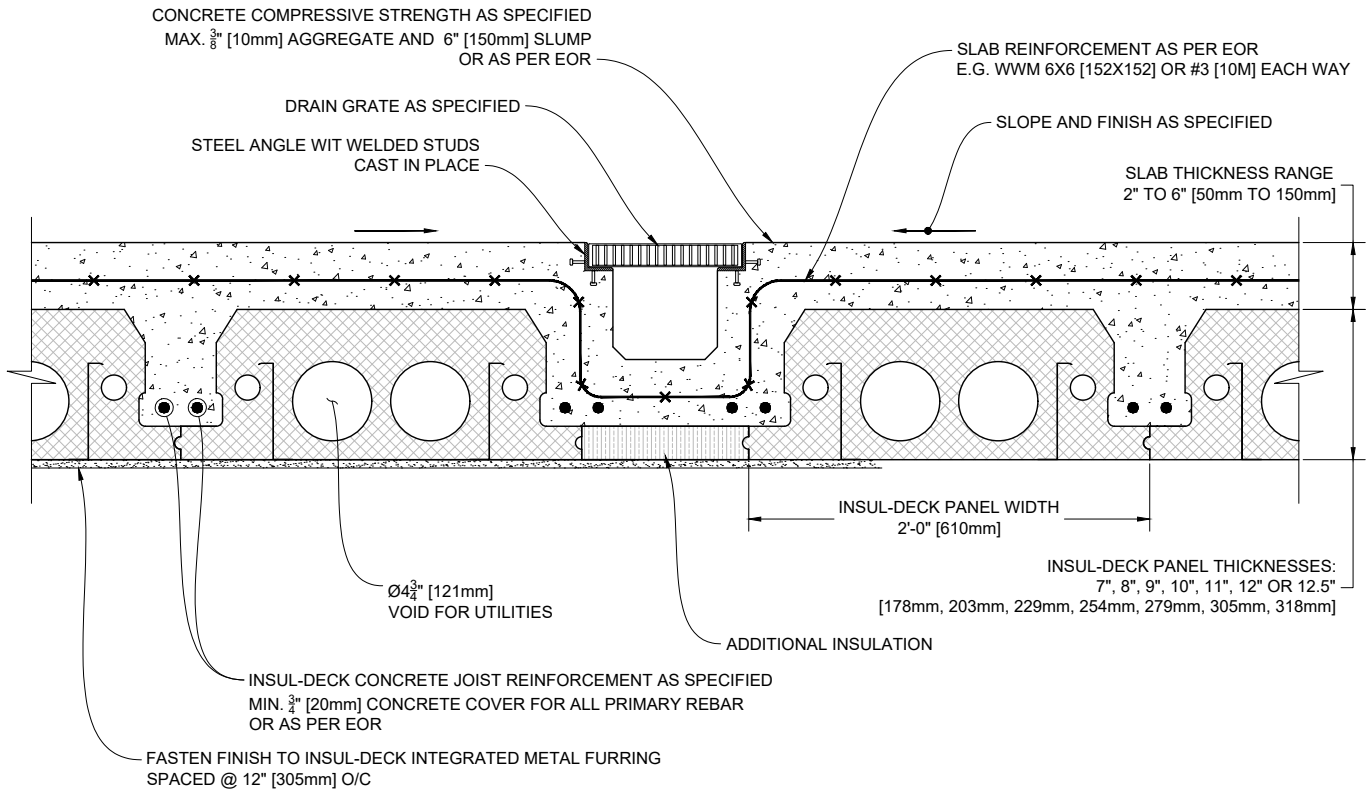
INSUL-DECK
 65 Grady Knight Industrial Ct.
 Villa Rica, GA 30180-2107

Phone: 800-475-6720
 Fax: 727-216-7946
 Email: insuldeck@insuldeck.com
 Web: www.insuldeck.com

INSUL-DECK BALCONY DETAIL: With Schöck Isokorb® Type CM

DATE DRAWN:	2017-02-15	COMMENTS:	N/A
REVISION NO.:	R2	SHEET SIZE:	8.5" x 11" [216mm x 279mm]
REVISION DATE:	2021-10-01	SCALE:	NOT TO SCALE
DRAWN BY:	TECHNICAL	APPROVED BY:	G. K.
			ID-704

IT IS THE RESPONSIBILITY OF THE USER TO COMPLY WITH ALL APPLICABLE REGULATIONS AND BUILDING CODE REQUIREMENTS CONCERNING THE USE OF THESE PRODUCTS.
 IT IS FURTHER THE RESPONSIBILITY OF THE USER TO RESEARCH AND UNDERSTAND SAFE METHODS OF USE AND HANDLING OF THESE PRODUCTS.



1 INSUL-DECK FLOOR DRAIN

Scale: N.T.S.

Plastbau® Technology
INSUL-DECK®

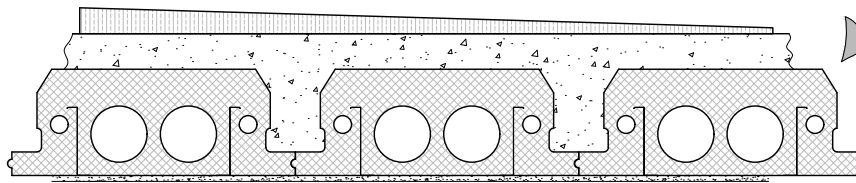
INSUL-DECK
65 Grady Knight Industrial Ct.
Villa Rica, GA 30180-2107

Phone: 800-475-6720
Fax: 727-216-7946
Email: insuldeck@insuldeck.com
Web: www.insuldeck.com

INSUL-DECK TRENCH DRAIN DETAIL

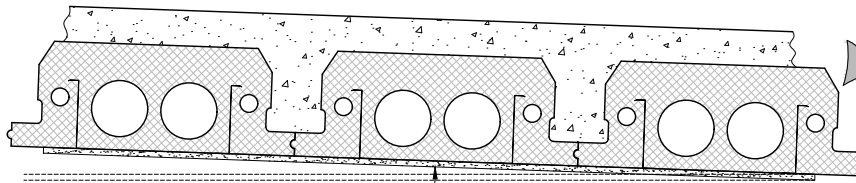
DATE DRAWN:	2017-02-15	COMMENTS:	N/A
REVISION NO.:	R2	SHEET SIZE:	8.5" x 11" [216mm x 279mm]
REVISION DATE:	2021-10-01	SCALE:	NOT TO SCALE
DRAWN BY:	TECHNICAL	APPROVED BY:	G. K.
			ID-801

IT IS THE RESPONSIBILITY OF THE USER TO COMPLY WITH ALL APPLICABLE REGULATIONS AND BUILDING CODE REQUIREMENTS CONCERNING THE USE OF THESE PRODUCTS.
IT IS FURTHER THE RESPONSIBILITY OF THE USER TO RESEARCH AND UNDERSTAND SAFE METHODS OF USE AND HANDLING OF THESE PRODUCTS.



Great for roofs (with valleys)
 - inexpensive & fast
 - thermal optimization
 - requires rigid board on top prior to waterproofing

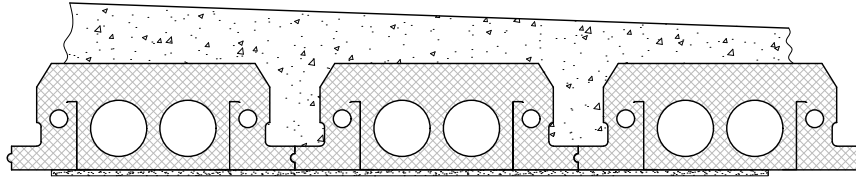
A — **INSUL-DECK DRAINAGE SLOPE**
 SLOPE BY ADDING TAPERED SHEET INSULATION ON TOP



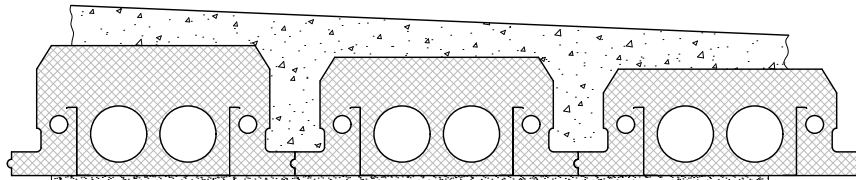
Great for garage floors (garage floor coating required)

B — **INSUL-DECK DRAINAGE SLOPE**
 SLOPE ENTIRE FLOOR/ROOF ASSEMBLY - FUR OUT THE UNDERSIDE

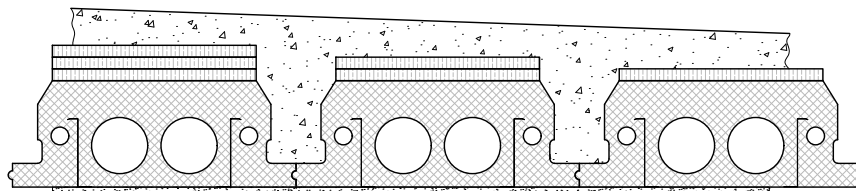
CEILING FINISH (DRYWALL) SLOPED OR FURRED OUT FLAT



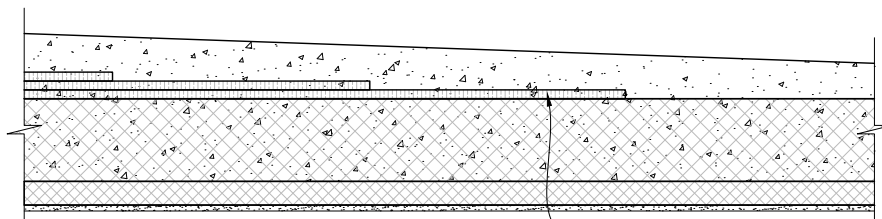
C — **INSUL-DECK DRAINAGE SLOPE**
 SLOPE THE SLAB THICKNESS



D — **INSUL-DECK DRAINAGE SLOPE**
 USE VARYING INSUL-DECK PANEL THICKNESSES

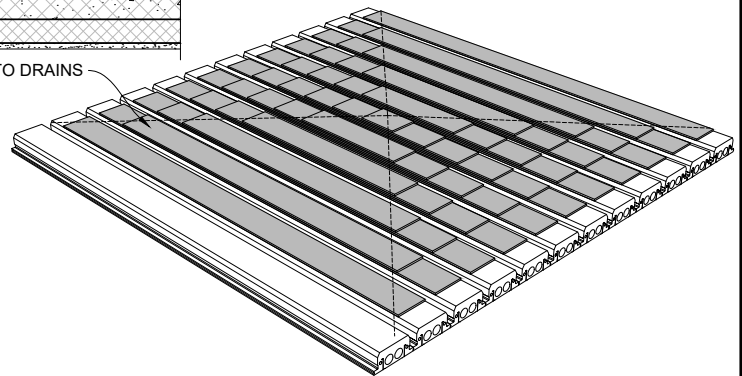


E — **INSUL-DECK DRAINAGE SLOPE**
 PLACE EPS SHEETS ON TOP OF EACH PANEL
 USED WITH ONE WAY SLOPES



EPS TAPERS TO DRAINS

F — **INSUL-DECK DRAINAGE SLOPE**
 SAME AS OPTION 'D' ABOVE - SLOPE USING EPS SHEETS



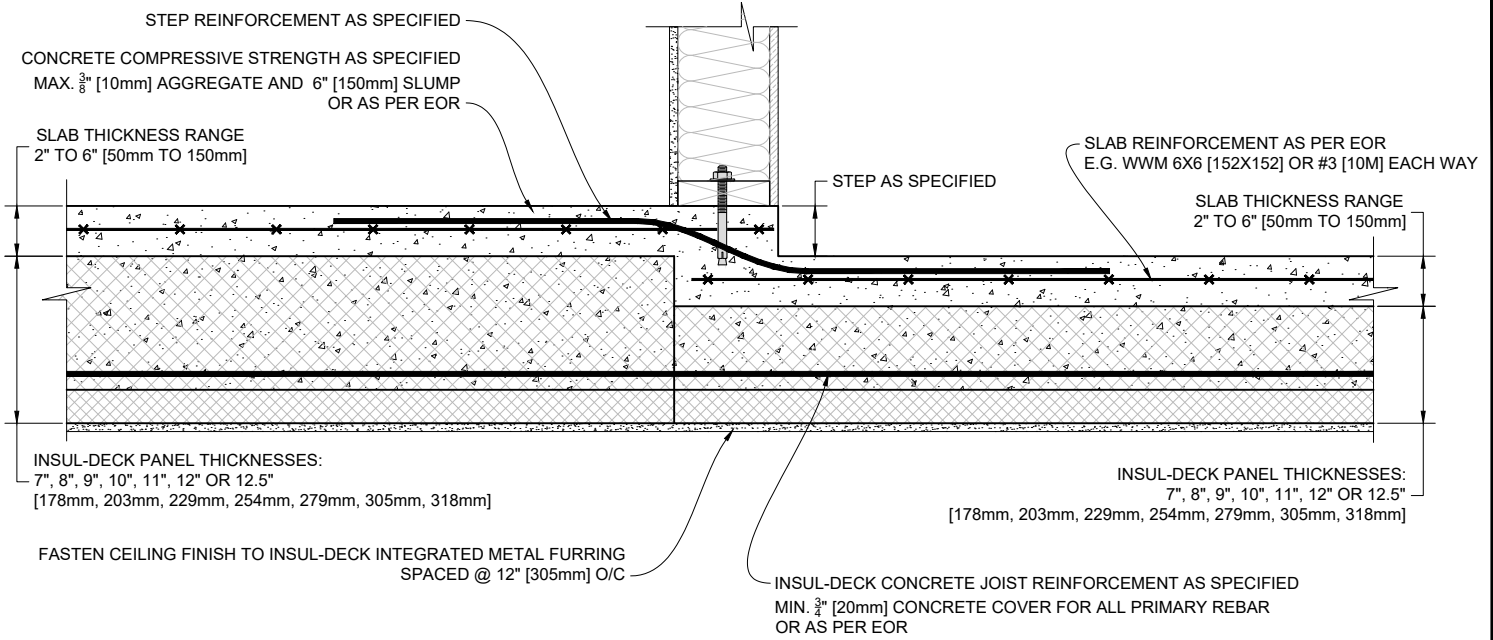
Plastbau® Technology
INSUL-DECK®

INSUL-DECK
 65 Grady Knight Industrial Ct.
 Villa Rica, GA 30180-2107
 Phone: 800-475-6720
 Fax: 727-216-7946
 Email: insuldeck@insuldeck.com
 Web: www.insuldeck.com

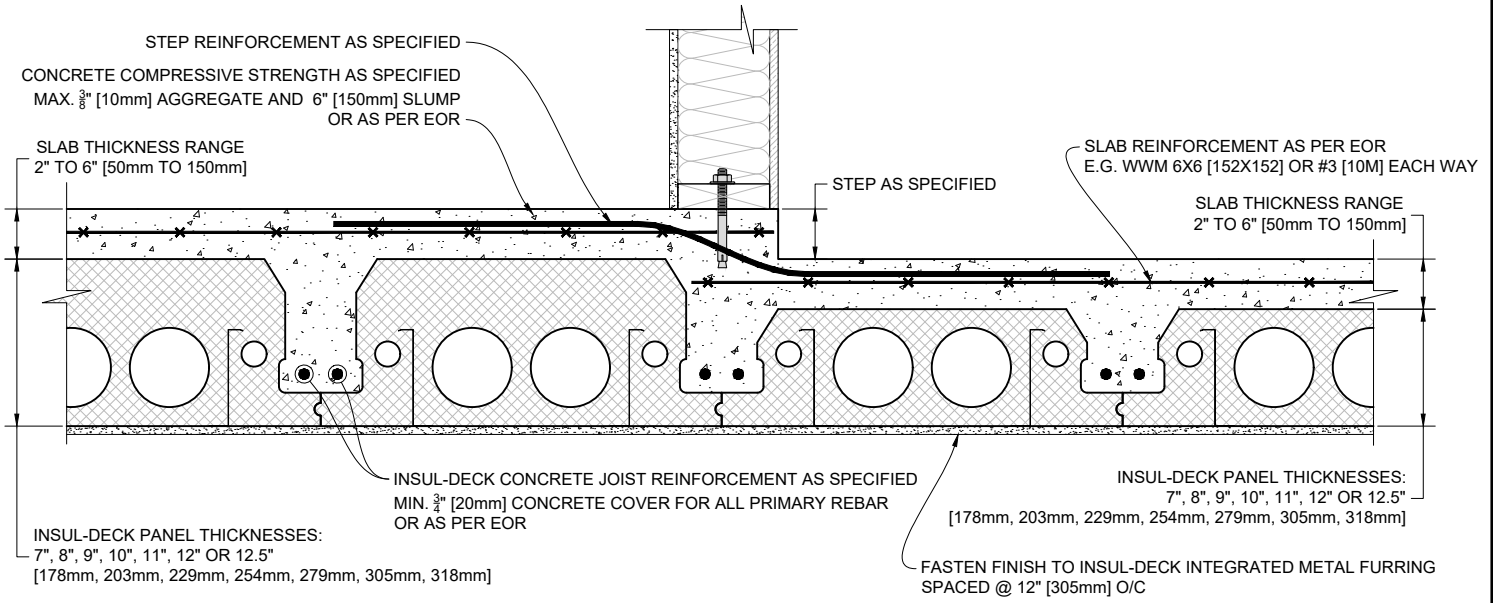
INSUL-DECK SLOPE OPTIONS FOR DRAINAGE

IT IS THE RESPONSIBILITY OF THE USER TO COMPLY WITH ALL APPLICABLE REGULATIONS AND BUILDING CODE REQUIREMENTS CONCERNING THE USE OF THESE PRODUCTS.
 IT IS FURTHER THE RESPONSIBILITY OF THE USER TO RESEARCH AND UNDERSTAND SAFE METHODS OF USE AND HANDLING OF THESE PRODUCTS.

DATE DRAWN:	2017-02-15	COMMENTS:	N/A
REVISION NO.:	R2	SHEET SIZE:	8.5" x 11" [216mm x 279mm]
REVISION DATE:	2021-10-01	SCALE:	NOT TO SCALE
DRAWN BY:	TECHNICAL	APPROVED BY:	G. K.
			DRAWING NO.:
			ID-802



1 FLOOR STEP PERPENDICULAR TO INSUL-DECK WITH SMALLER INSUL-DECK PANELS
Scale: N.T.S.



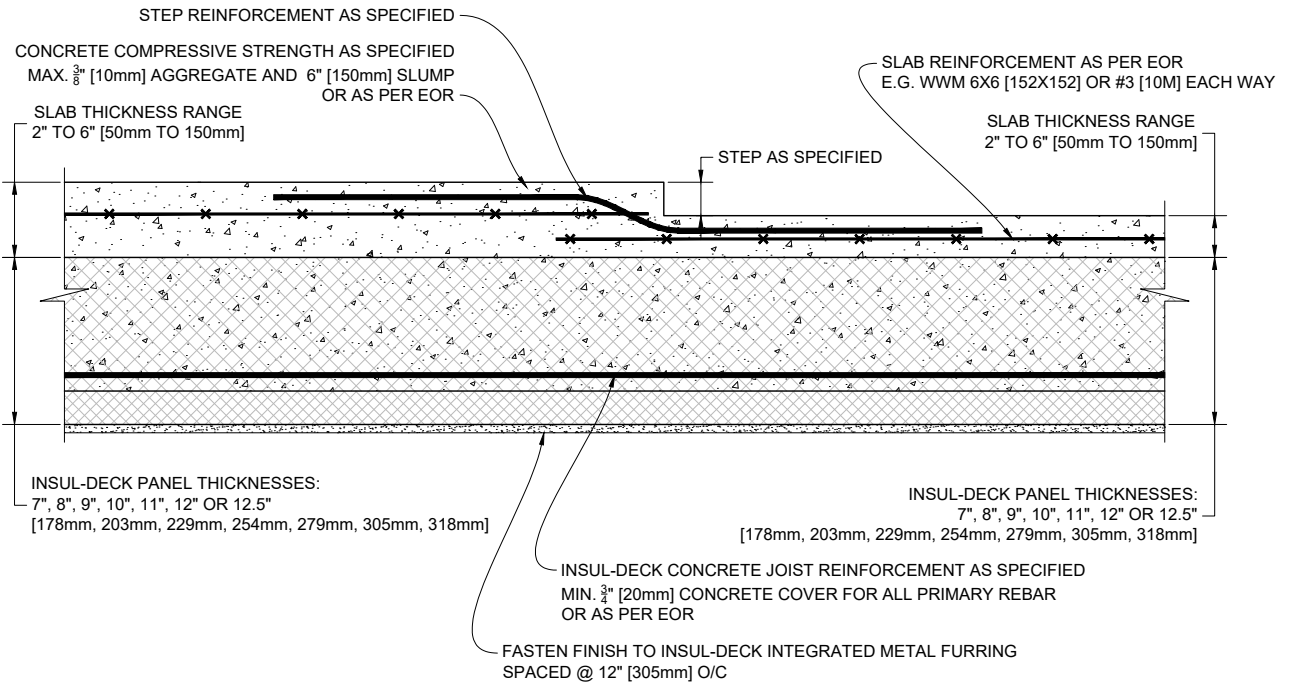
1 FLOOR STEP PARALLEL TO INSUL-DECK WITH SMALLER INSUL-DECK PANELS
Scale: N.T.S.

Plastbau® Technology
INSUL-DECK®
 INSUL-DECK Phone: 800-475-6720
 65 Grady Knight Industrial Ct. Fax: 727-216-7946
 Villa Rica, GA 30180-2107 Email: insuldeck@insuldeck.com
 Web: www.insuldeck.com

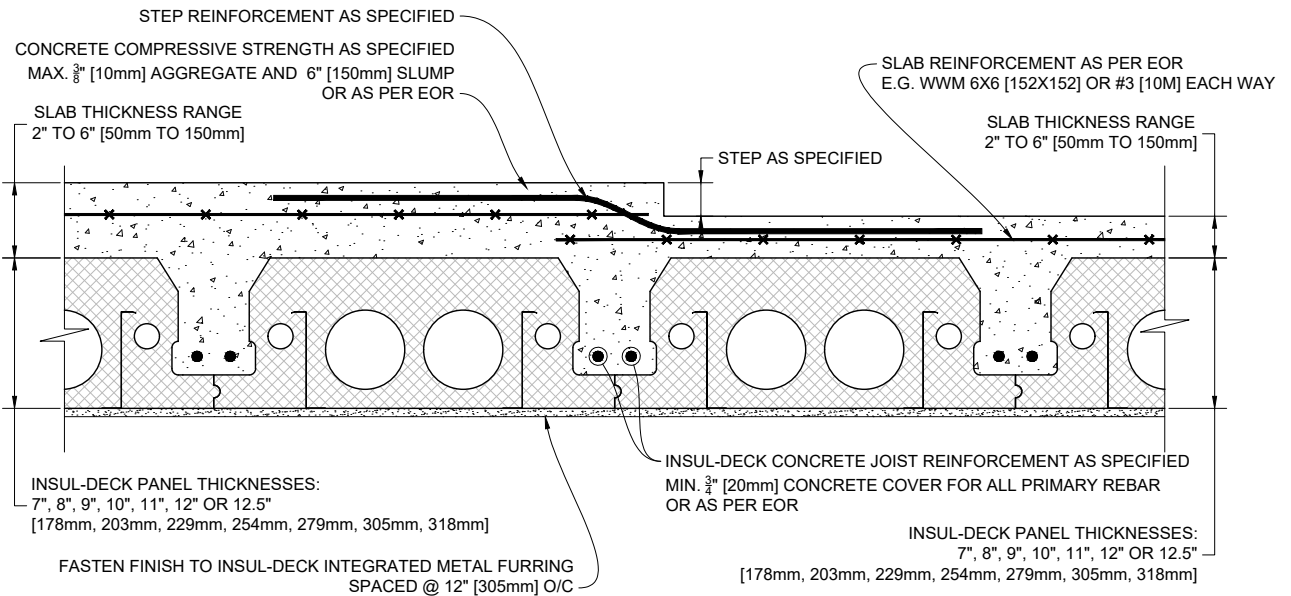
INSUL-DECK FLOOR STEP WITH SMALLER PANELS

DATE DRAWN:	2017-02-15	COMMENTS:	N/A
REVISION NO.:	R2	SHEET SIZE:	8.5" x 11" [216mm x 279mm]
REVISION DATE:	2021-10-01	SCALE:	NOT TO SCALE
DRAWN BY:	TECHNICAL	APPROVED BY:	G. K.
			ID-803

IT IS THE RESPONSIBILITY OF THE USER TO COMPLY WITH ALL APPLICABLE REGULATIONS AND BUILDING CODE REQUIREMENTS CONCERNING THE USE OF THESE PRODUCTS.
 IT IS FURTHER THE RESPONSIBILITY OF THE USER TO RESEARCH AND UNDERSTAND SAFE METHODS OF USE AND HANDLING OF THESE PRODUCTS.



1 FLOOR STEP PERPENDICULAR TO INSUL-DECK WITH SMALLER SLAB THICKNESS
Scale: N.T.S.



1 FLOOR STEP PARALLEL TO INSUL-DECK WITH SMALLER SLAB THICKNESS
Scale: N.T.S.

Plastbau® Technology
INSUL-DECK®

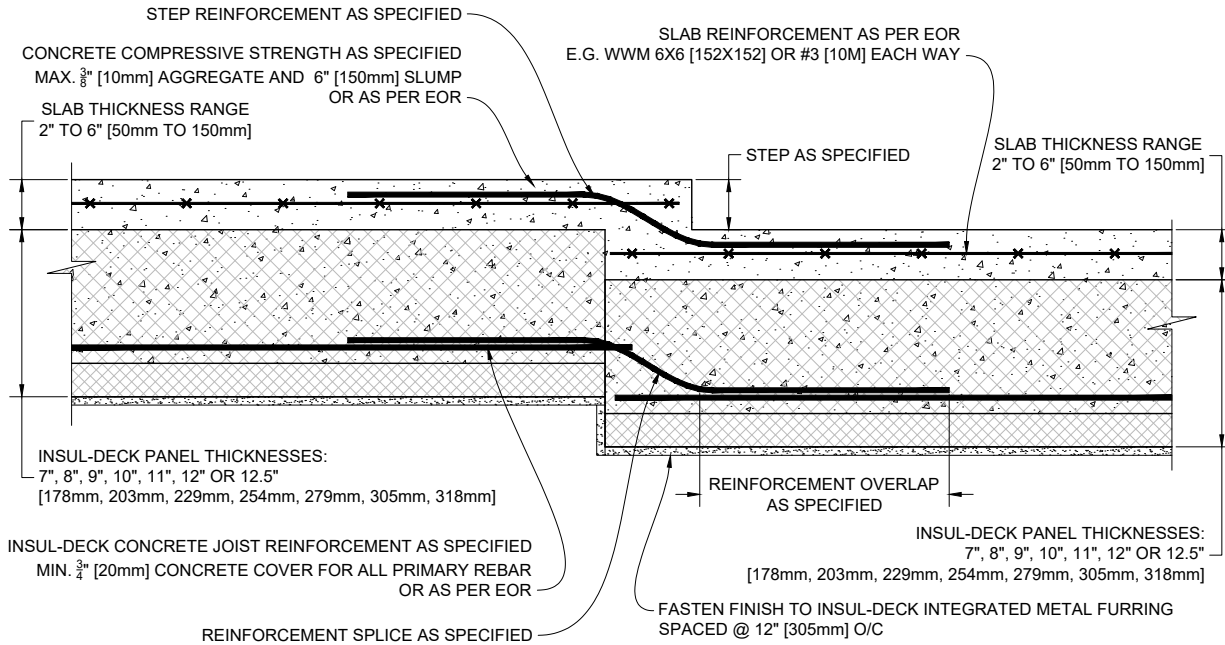
INSUL-DECK
65 Grady Knight Industrial Ct.
Villa Rica, GA 30180-2107

Phone: 800-475-6720
Fax: 727-216-7946
Email: insuldeck@insuldeck.com
Web: www.insuldeck.com

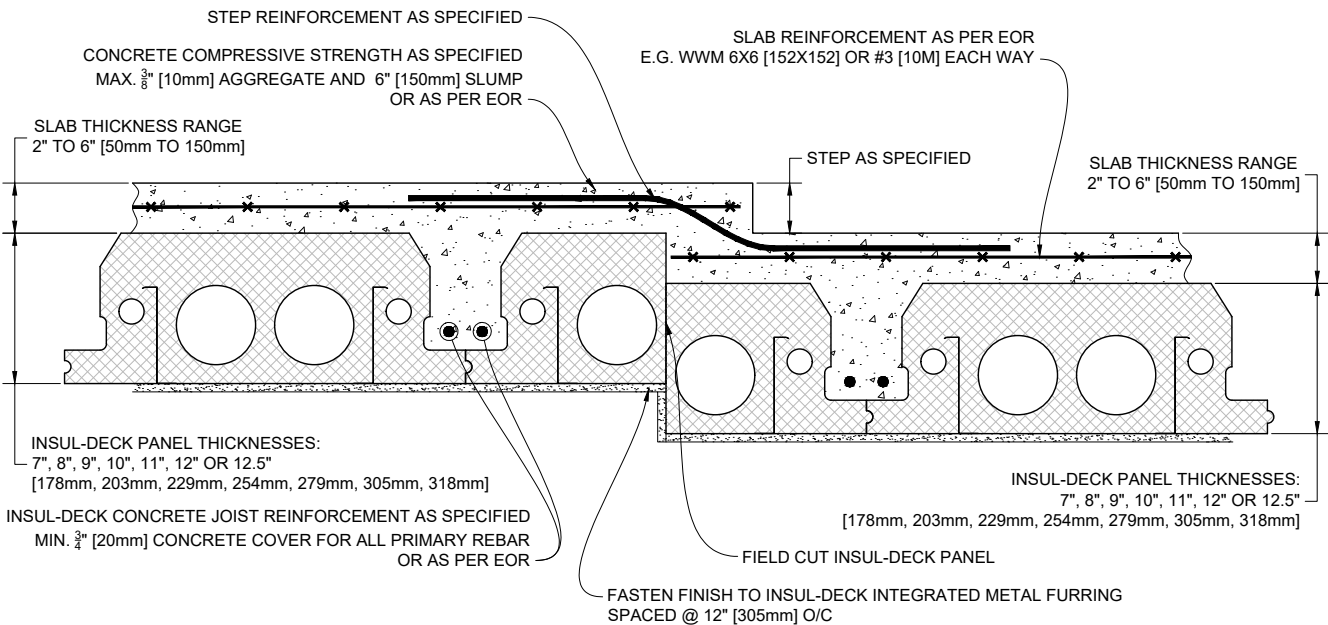
INSUL-DECK FLOOR STEP WITH SMALLER SLAB

DATE DRAWN:	2017-02-15	COMMENTS:	N/A
REVISION NO.:	R2	SHEET SIZE:	8.5" x 11" [216mm x 279mm]
REVISION DATE:	2021-10-01	SCALE:	NOT TO SCALE
DRAWN BY:	TECHNICAL	APPROVED BY:	G. K.
			ID-804

IT IS THE RESPONSIBILITY OF THE USER TO COMPLY WITH ALL APPLICABLE REGULATIONS AND BUILDING CODE REQUIREMENTS CONCERNING THE USE OF THESE PRODUCTS.
IT IS FURTHER THE RESPONSIBILITY OF THE USER TO RESEARCH AND UNDERSTAND SAFE METHODS OF USE AND HANDLING OF THESE PRODUCTS.



1 FLOOR STEP PERPENDICULAR TO INSUL-DECK WITH DROPPED PANELS
Scale: N.T.S.



1 FLOOR STEP PARALLEL TO INSUL-DECK WITH DROPPED PANELS
Scale: N.T.S.

Plastbau® Technology

INSUL-DECK®

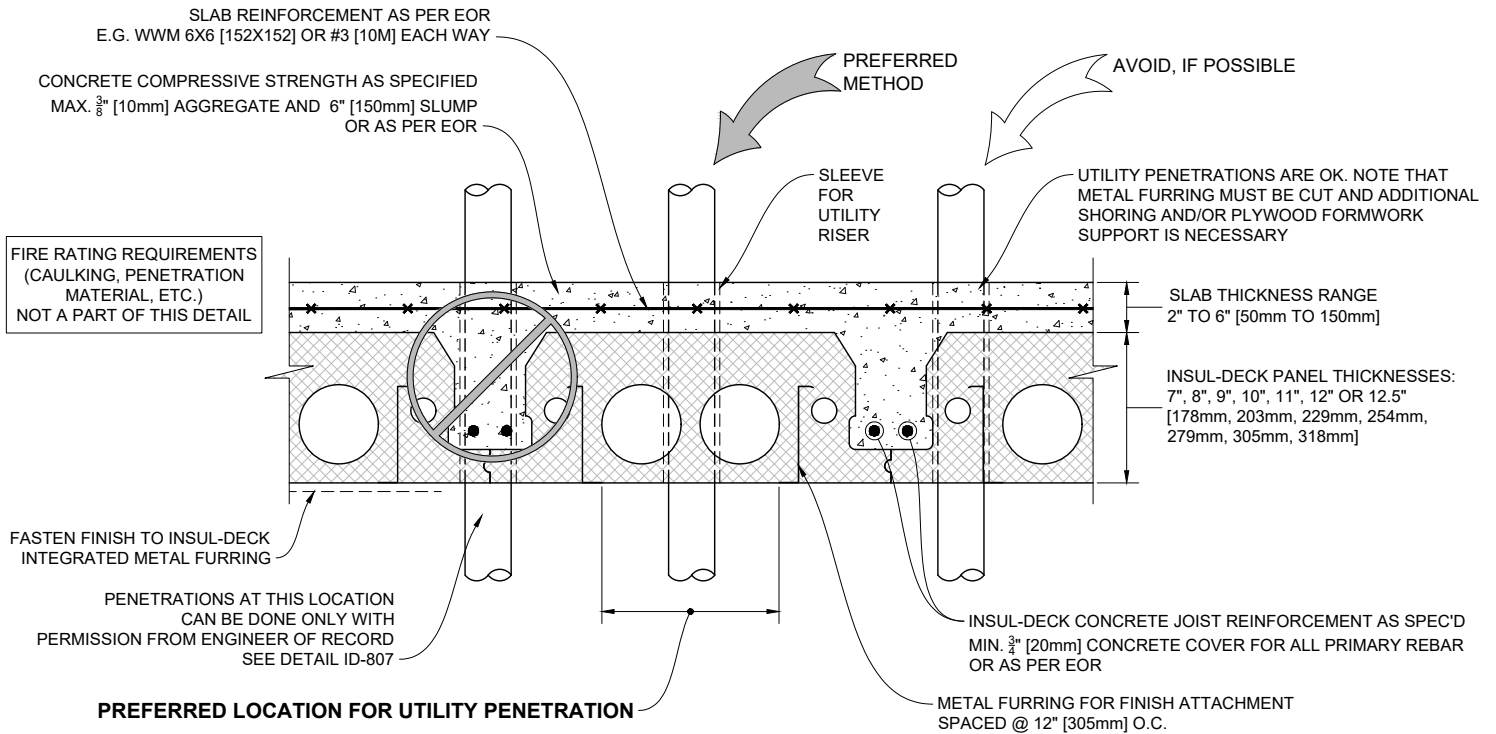
INSUL-DECK
65 Grady Knight Industrial Ct.
Villa Rica, GA 30180-2107

Phone: 800-475-6720
Fax: 727-216-7946
Email: insuldeck@insuldeck.com
Web: www.insuldeck.com

INSUL-DECK FLOOR STEP WITH DROPPED PANELS

DATE DRAWN:	2017-02-15	COMMENTS:	N/A
REVISION NO.:	R2	SHEET SIZE:	8.5" x 11" [216mm x 279mm]
REVISION DATE:	2021-10-01	SCALE:	NOT TO SCALE
DRAWN BY:	TECHNICAL	APPROVED BY:	G. K.
			ID-805

IT IS THE RESPONSIBILITY OF THE USER TO COMPLY WITH ALL APPLICABLE REGULATIONS AND BUILDING CODE REQUIREMENTS CONCERNING THE USE OF THESE PRODUCTS.
IT IS FURTHER THE RESPONSIBILITY OF THE USER TO RESEARCH AND UNDERSTAND SAFE METHODS OF USE AND HANDLING OF THESE PRODUCTS.



1 INSUL-DECK PLUMBING INSTALLATION DETAIL

Scale: N.T.S.

Plastbau® Technology
INSUL-DECK®

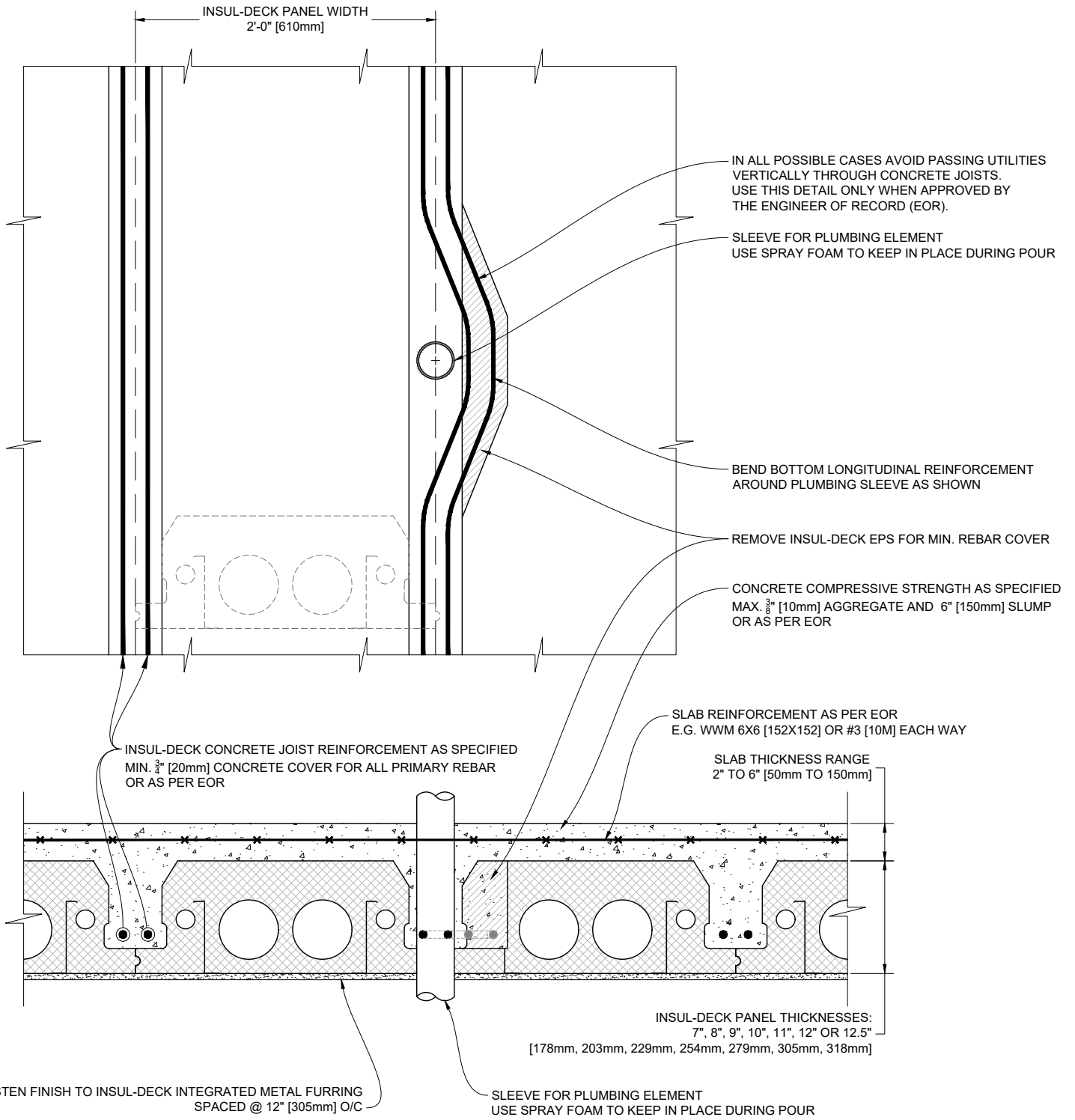
INSUL-DECK
65 Grady Knight Industrial Ct.
Villa Rica, GA 30180-2107

Phone: 800-475-6720
Fax: 727-216-7946
Email: insuldeck@insuldeck.com
Web: www.insuldeck.com

INSUL-DECK PLUMBING DETAIL

IT IS THE RESPONSIBILITY OF THE USER TO COMPLY WITH ALL APPLICABLE REGULATIONS AND BUILDING CODE REQUIREMENTS CONCERNING THE USE OF THESE PRODUCTS.
IT IS FURTHER THE RESPONSIBILITY OF THE USER TO RESEARCH AND UNDERSTAND SAFE METHODS OF USE AND HANDLING OF THESE PRODUCTS.

DATE DRAWN:	2017-02-15	COMMENTS:	N/A
REVISION NO.:	R2	SHEET SIZE:	8.5" x 11" [216mm x 279mm]
REVISION DATE:	2021-10-01	SCALE:	NOT TO SCALE
DRAWN BY:	TECHNICAL	APPROVED BY:	G. K.
			ID-806



1 INSUL-DECK CONCRETE JOIST BYPASS DETAIL
Scale: N.T.S.

Plastbau® Technology
INSUL-DECK®

INSUL-DECK
65 Grady Knight Industrial Ct.
Villa Rica, GA 30180-2107

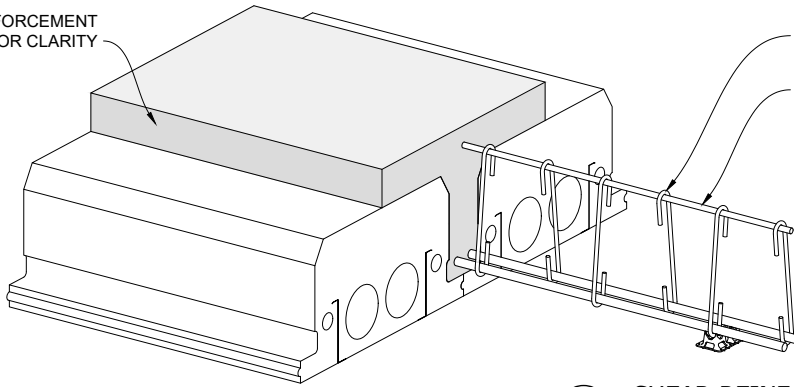
Phone: 800-475-6720
Fax: 727-216-7946
Email: insuldeck@insuldeck.com
Web: www.insuldeck.com

INSUL-DECK CONCRETE JOIST PLUMBING BYPASS

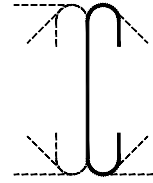
IT IS THE RESPONSIBILITY OF THE USER TO COMPLY WITH ALL APPLICABLE REGULATIONS AND BUILDING CODE REQUIREMENTS CONCERNING THE USE OF THESE PRODUCTS.
IT IS FURTHER THE RESPONSIBILITY OF THE USER TO RESEARCH AND UNDERSTAND SAFE METHODS OF USE AND HANDLING OF THESE PRODUCTS.

DATE DRAWN:	2017-02-15	COMMENTS:	EOR APPROVAL NEEDED
REVISION NO.:	R2	SHEET SIZE:	8.5" x 11" [216mm x 279mm]
REVISION DATE:	2021-10-01	SCALE:	NOT TO SCALE
DRAWN BY:	TECHNICAL	APPROVED BY:	G. K.
			DRAWING NO. ID-807

SLAB REINFORCEMENT OMITTED FOR CLARITY



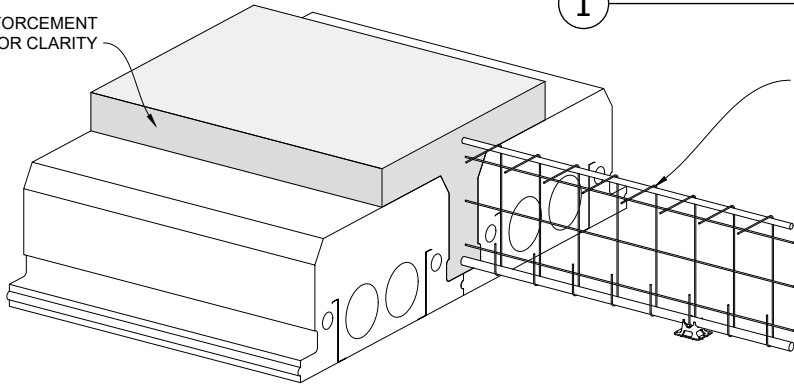
STIRRUPS AS SPECIFIED
ALTERNATE LEFT TO RIGHT
TOP LONGITUDINAL DEVELOPMENT BAR



1 SHEAR REINFORCEMENT OPTION 1

Scale: N.T.S.

SLAB REINFORCEMENT OMITTED FOR CLARITY

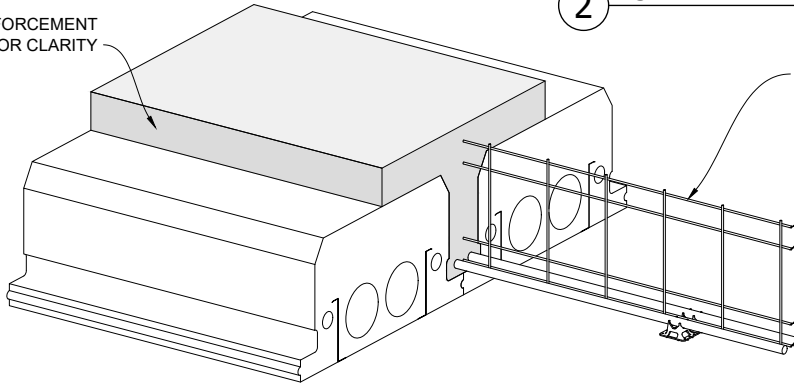


WELDED WIRE FABRIC/MESH - REFER TO ACI-117
BOTTOM WITH U-HOOK DEVELOPMENT, TOP FLAT FOR INSTALL
VERTICAL STRAND SPACING AS REQUIRED BY SHEAR CALC'S.

2 SHEAR REINFORCEMENT OPTION 2

Scale: N.T.S.

SLAB REINFORCEMENT OMITTED FOR CLARITY



WELDED WIRE FABRIC/MESH
REFER TO ACI-318 CHAPTER 12 FOR SPECIFIC DIMENSIONAL
REQUIREMENTS FOR HORIZONTAL STRANDS
VERTICAL STRAND SPACING AS REQUIRED BY SHEAR CALC'S.
(TOP LONGITUDINAL BAR NOT NEEDED FOR DEVELOPMENT)

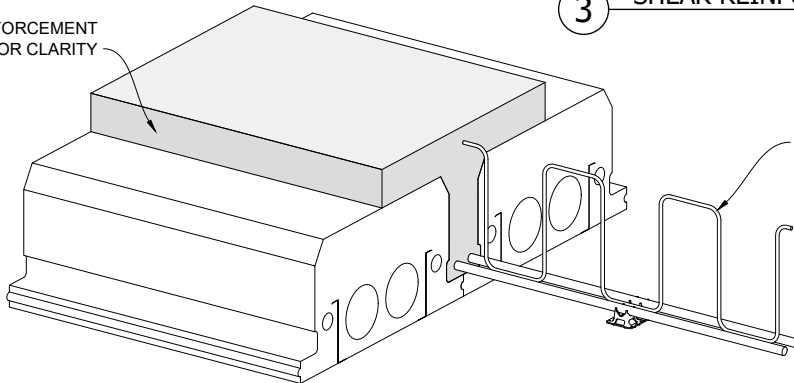
TOP STRAND TO HAVE MIN. COVER AS REQUIRED
SECOND TOP STRAND TO BE 2" DOWN

BOTTOM STRAND TO BE IN LINE WITH
LONGITUDINAL REINFORCEMENT
NEXT STRAND TO BE 2" UP.

3 SHEAR REINFORCEMENT OPTION 3

Scale: N.T.S.

SLAB REINFORCEMENT OMITTED FOR CLARITY



SINGLE BAR (TYPICALLY #3 [10m]) BENT AS REQUIRED
(TOP LONGITUDINAL BAR NOT NEEDED FOR DEVELOPMENT)

4 SHEAR REINFORCEMENT OPTION 4

Scale: N.T.S.

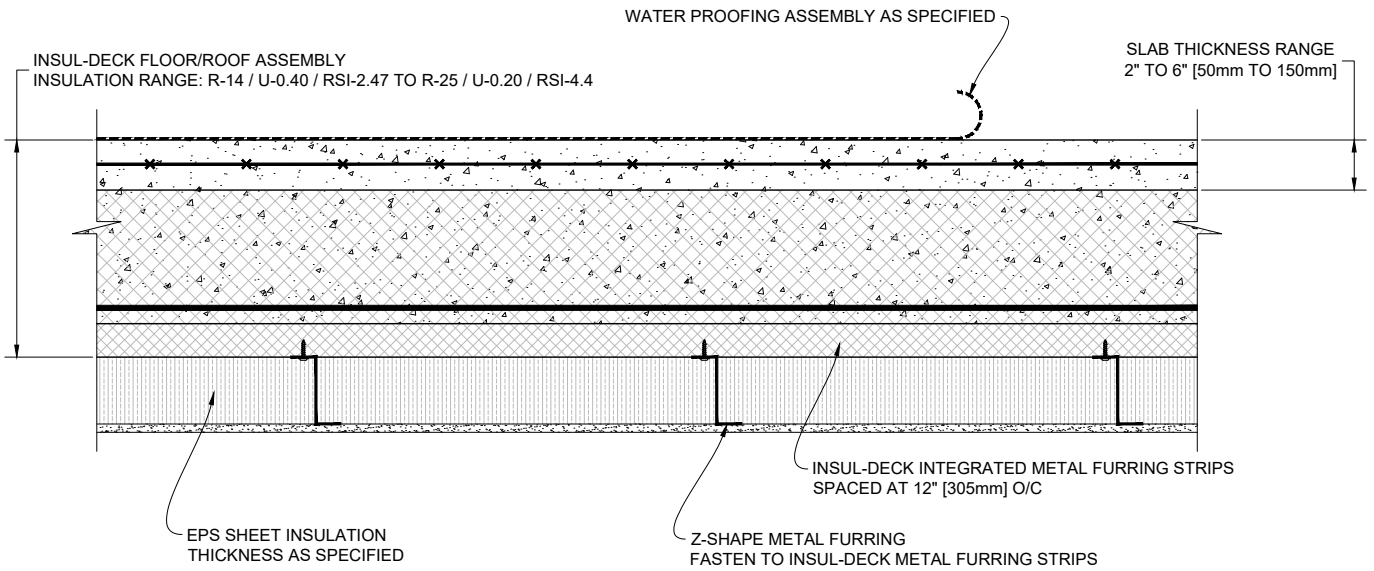
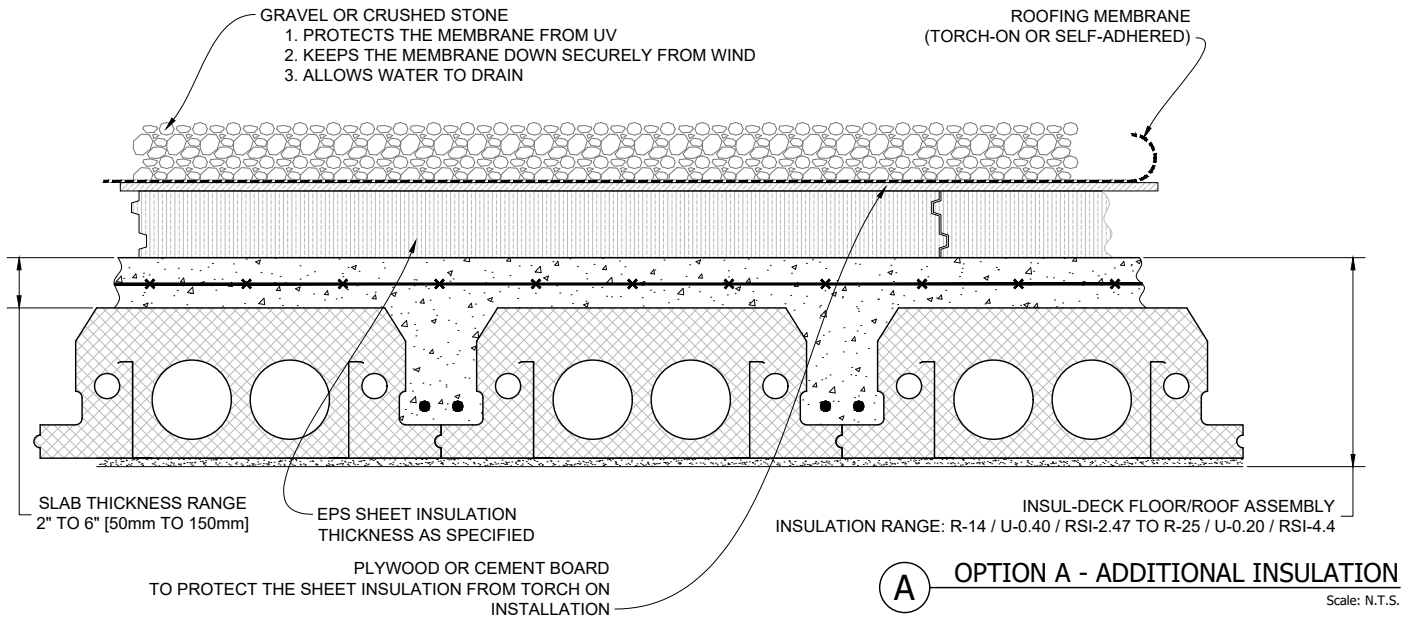
Plastbau® Technology
INSUL-DECK®

INSUL-DECK
65 Grady Knight Industrial Ct.
Villa Rica, GA 30180-2107
Phone: 800-475-6720
Fax: 727-216-7946
Email: insuldeck@insuldeck.com
Web: www.insuldeck.com

IT IS THE RESPONSIBILITY OF THE USER TO COMPLY WITH ALL APPLICABLE REGULATIONS AND BUILDING CODE REQUIREMENTS CONCERNING THE USE OF THESE PRODUCTS.
IT IS FURTHER THE RESPONSIBILITY OF THE USER TO RESEARCH AND UNDERSTAND SAFE METHODS OF USE AND HANDLING OF THESE PRODUCTS.

SHEAR STIRRUP OPTIONS

DATE DRAWN:	2017-02-15	COMMENTS:	N/A
REVISION NO.:	R2	SHEET SIZE:	8.5" x 11" [216mm x 279mm]
REVISION DATE:	2021-10-01	SCALE:	NOT TO SCALE
DRAWN BY:	TECHNICAL	APPROVED BY:	G. K.
			DRAWING NO. ID-808



Plastbau® Technology
INSUL-DECK®

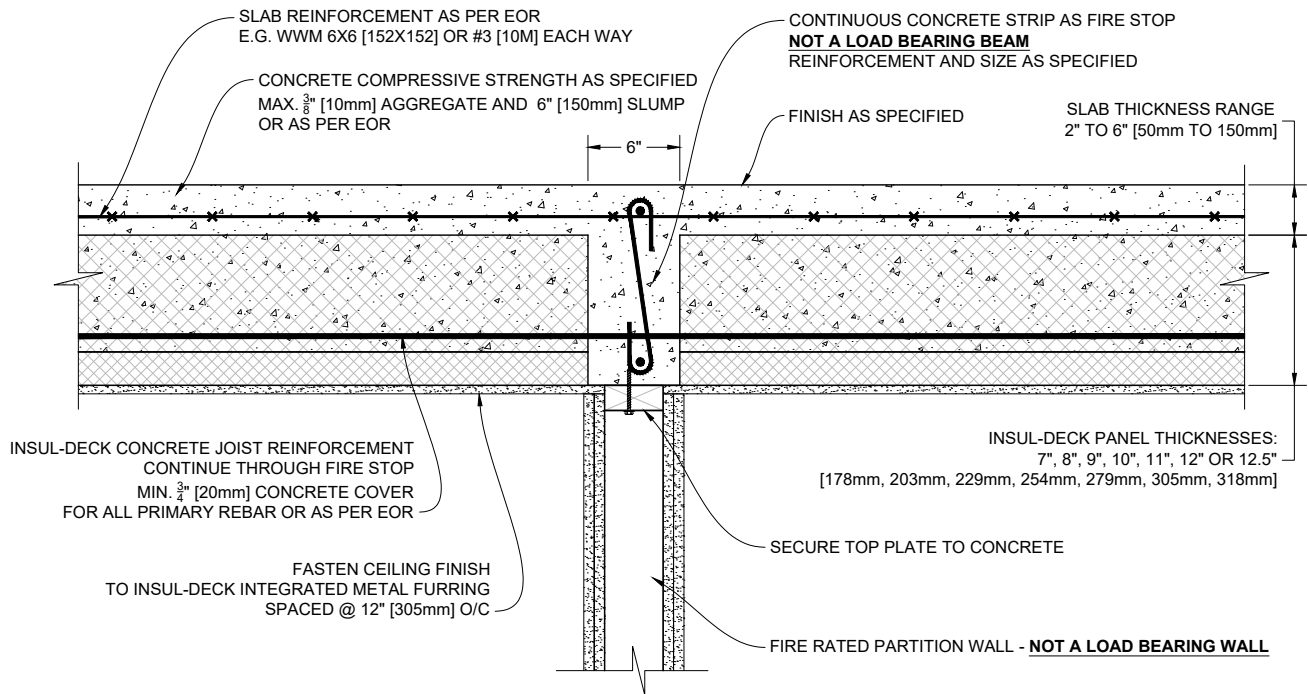
INSUL-DECK
65 Grady Knight Industrial Ct.
Villa Rica, GA 30180-2107

Phone: 800-475-6720
Fax: 727-216-7946
Email: insuldeck@insuldeck.com
Web: www.insuldeck.com

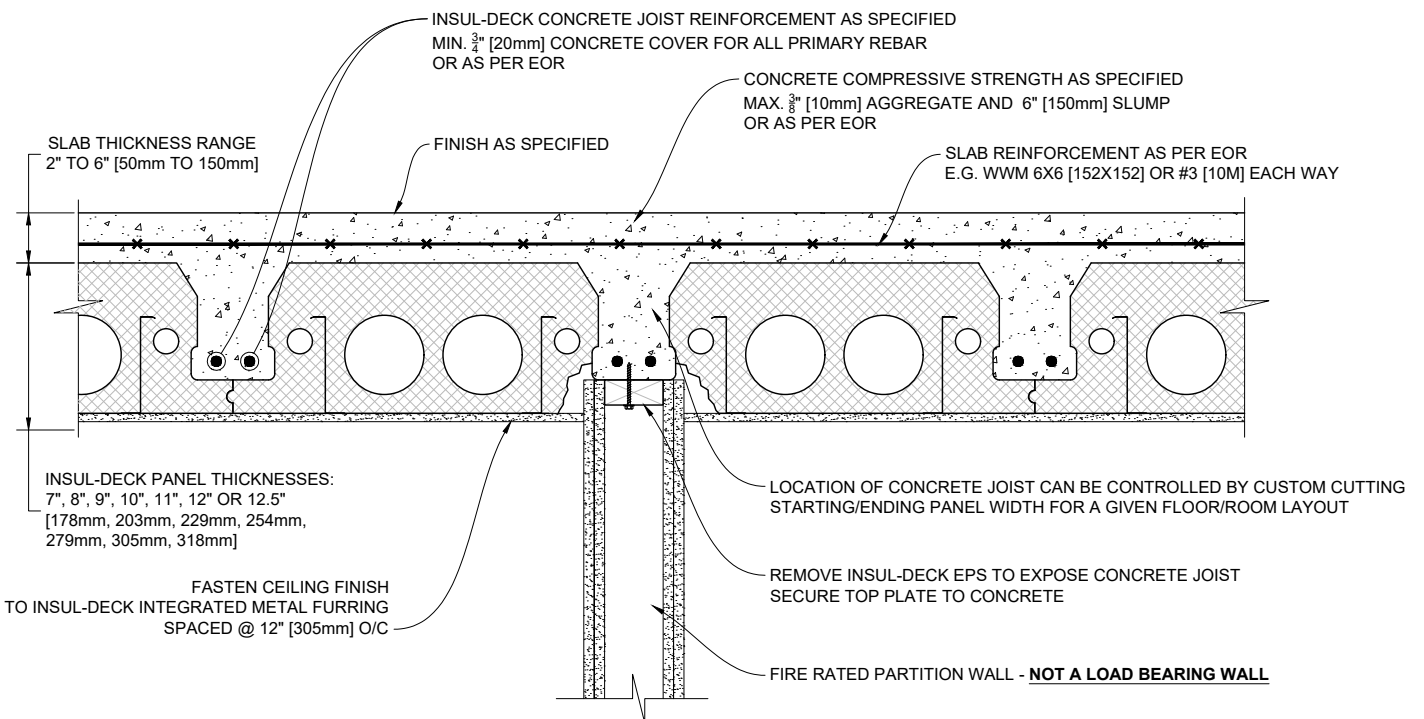
ADDITIONAL ROOF INSULATION OPTIONS

IT IS THE RESPONSIBILITY OF THE USER TO COMPLY WITH ALL APPLICABLE REGULATIONS AND BUILDING CODE REQUIREMENTS CONCERNING THE USE OF THESE PRODUCTS.
IT IS FURTHER THE RESPONSIBILITY OF THE USER TO RESEARCH AND UNDERSTAND SAFE METHODS OF USE AND HANDLING OF THESE PRODUCTS.

DATE DRAWN:	2017-02-15	COMMENTS:	N/A
REVISION NO.:	R2	SHEET SIZE:	8.5" x 11" [216mm x 279mm]
REVISION DATE:	2021-10-01	SCALE:	NOT TO SCALE
DRAWN BY:	TECHNICAL	APPROVED BY:	G. K.
			DRAWING NO. ID-809



1 FIRE STOP AT PARTITION WALLS
INSUL-DECK PERPENDICULAR TO PARTITION WALL



2 FIRE STOP AT PARTITION WALLS
INSUL-DECK PARALLEL TO PARTITION WALL

Plastbau® Technology
INSUL-DECK®

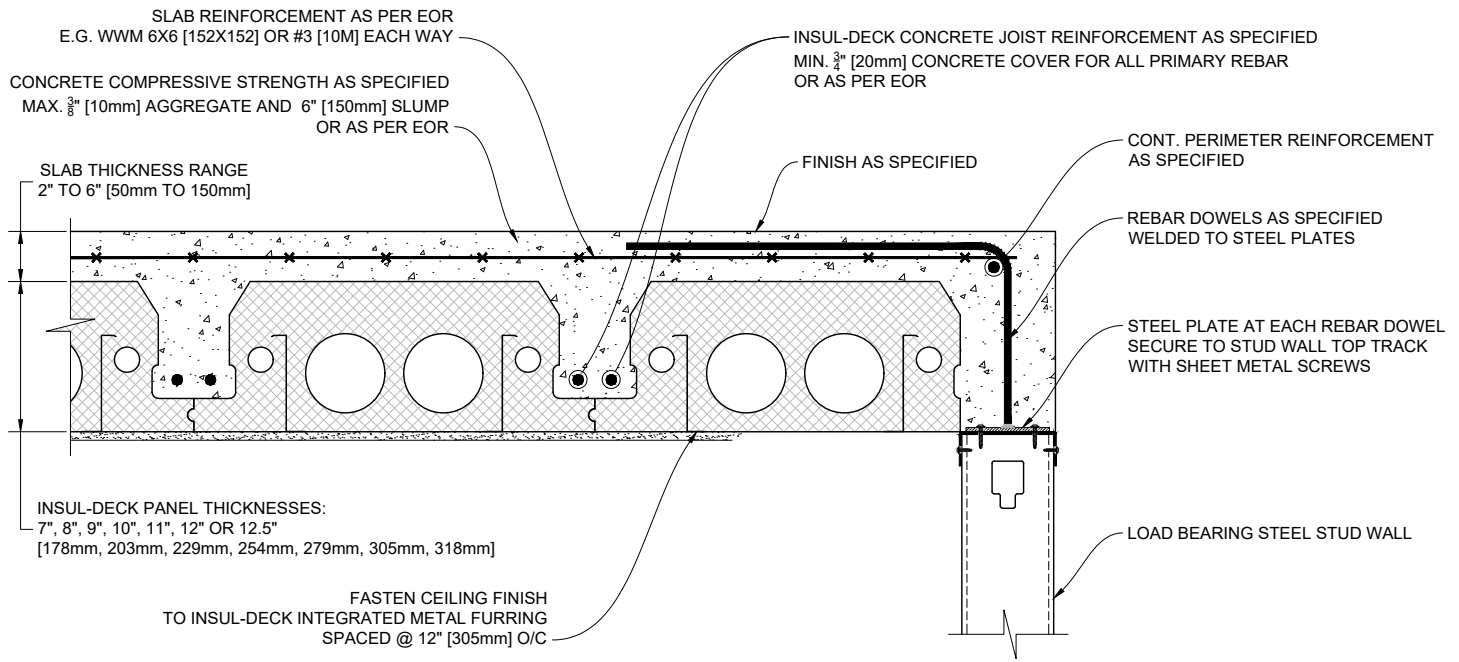
INSUL-DECK
65 Grady Knight Industrial Ct.
Villa Rica, GA 30180-2107

Phone: 800-475-6720
Fax: 727-216-7946
Email: insuldeck@insuldeck.com
Web: www.insuldeck.com

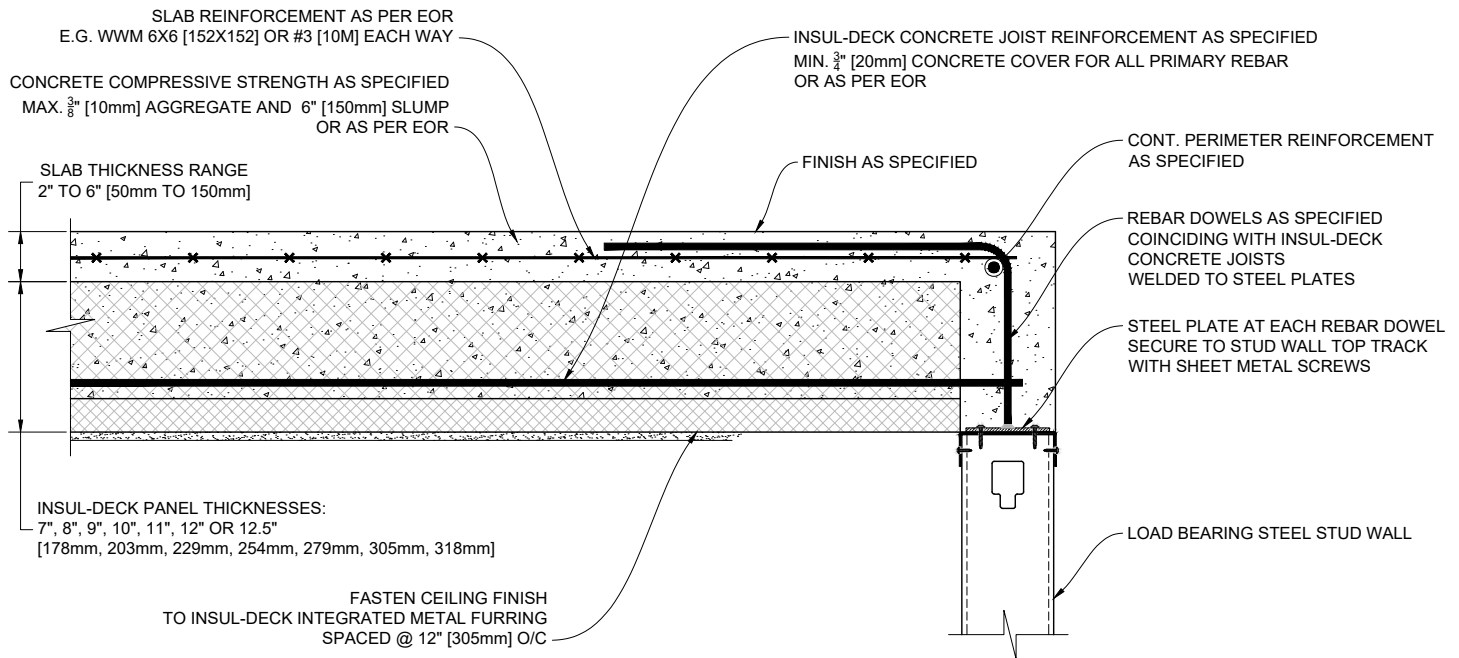
IT IS THE RESPONSIBILITY OF THE USER TO COMPLY WITH ALL APPLICABLE REGULATIONS AND BUILDING CODE REQUIREMENTS CONCERNING THE USE OF THESE PRODUCTS.
IT IS FURTHER THE RESPONSIBILITY OF THE USER TO RESEARCH AND UNDERSTAND SAFE METHODS OF USE AND HANDLING OF THESE PRODUCTS.

FIRE STOP AT PARTITION WALLS

DATE DRAWN:	2017-02-15	COMMENTS:	N/A
REVISION NO.:	R2	SHEET SIZE:	8.5" x 11" [216mm x 279mm]
REVISION DATE:	2021-10-01	SCALE:	NOT TO SCALE
DRAWN BY:	TECHNICAL	APPROVED BY:	G. K.
			DRAWING NO. ID-810



① **INSUL-DECK TO STEEL STUD WALL**
PANELS PARALLEL TO WALL



② **INSUL-DECK TO STEEL STUD WALL**
PANELS PERPENDICULAR TO WALL

Plastbau® Technology
INSUL-DECK®

INSUL-DECK
65 Grady Knight Industrial Ct.
Villa Rica, GA 30180-2107

Phone: 800-475-6720
Fax: 727-216-7946
Email: insuldeck@insuldeck.com
Web: www.insuldeck.com

INSUL-DECK TO STEEL STUD WALL

IT IS THE RESPONSIBILITY OF THE USER TO COMPLY WITH ALL APPLICABLE REGULATIONS AND BUILDING CODE REQUIREMENTS CONCERNING THE USE OF THESE PRODUCTS.
IT IS FURTHER THE RESPONSIBILITY OF THE USER TO RESEARCH AND UNDERSTAND SAFE METHODS OF USE AND HANDLING OF THESE PRODUCTS.

DATE DRAWN:	2017-02-15	COMMENTS:	N/A
REVISION NO.:	R2	SHEET SIZE:	8.5" x 11" [216mm x 279mm]
REVISION DATE:	2021-10-01	SCALE:	NOT TO SCALE
DRAWN BY:	TECHNICAL	APPROVED BY:	G. K.
			DRAWING NO. ID-811